

Emergency rescue services activity in 2019

30.07.2020

↑ 2.1%

Increase in the number of interventions of fire brigades in 2019 compared to 2018

In 2019, the fire brigades intervened in 512.5 thousand events. Intervention involved 153.5 thousand fire events, 316.2 thousand local threats, and 42.8 thousand false alarms.

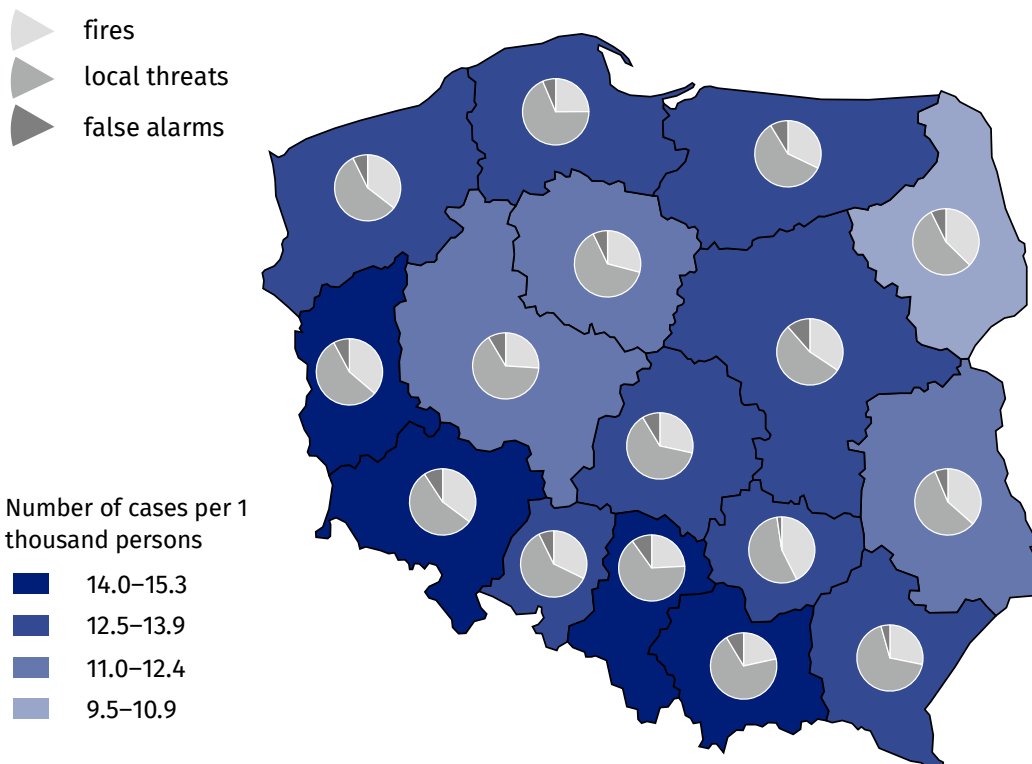
Police services intervened 471 times in the drowning accidents. 456 people died, including 49 women.

Water life rescue services carried out 2 218 rescue actions.

Fire safety

In 2019, in Poland fire brigades intervened in 512.5 thousand events (increase by 2.1% in comparison with 2018). Intervention dealt with 316.2 thousand events of local threats (by 1.3% more than in 2018), 153.5 thousand events of fires (by 2.7% more than in 2018) and 42.8 thousand events of false alarms (increase by 5.3% in comparison with 2018). Most of the interventions of fire brigades, were recorded in Mazowieckie voivodship (70.3 thousand), the lowest number of events was recorded in Podlaskie voivodship (11.2 thousand).

Map 1. Intervention of fire brigades in 2019



Source: National Headquarters of the State Fire Service.

Indicator of the number of events requiring intervention of fire brigades per 1 thousand persons, reached the highest level in Śląskie voivodship (15.3), and the lowest in Podlaskie voivodship (9.5). In terms of the size of fire, 94.8% of all fires were recognised as small fire.

In 2019, 94.8% of all fires were recognised as small fire

Chart 1. The number of interventions of fire brigades in 2019

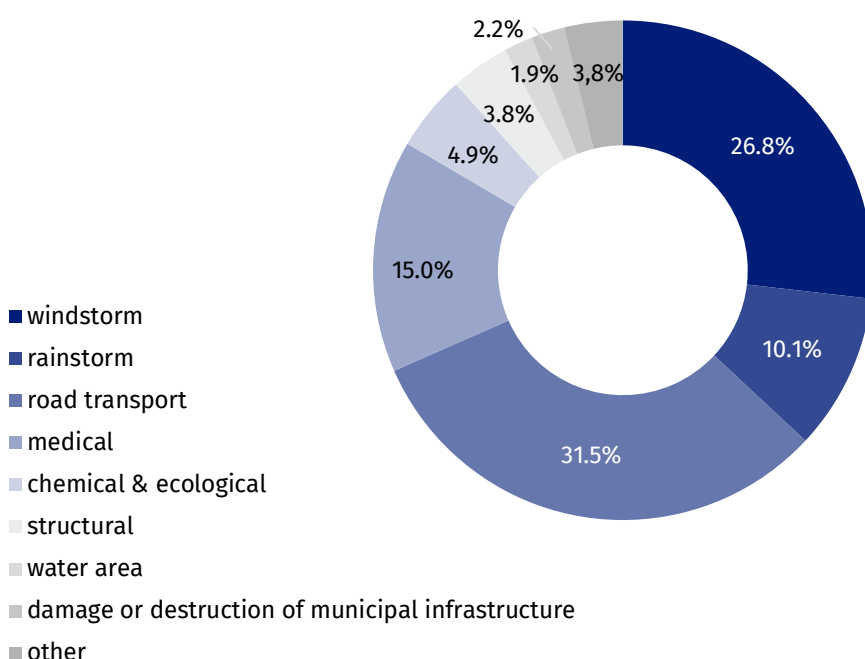


Source: National Headquarters of the State Fire Service.

In case of local threats per 1 thousand persons, the highest value of the indicator was in Małopolskie voivodship (10.3), the lowest value was in Podlaskie voivodship (5.2). The biggest number of local threats was recorded in road transport (71.0 thousand). Windstorm (60.5 thousand) was the second source of local threats, although it increased by 52.2% in comparison with 2018.

Road transport was the most frequent local threats requiring intervention of fire brigade (31.5% of cases)

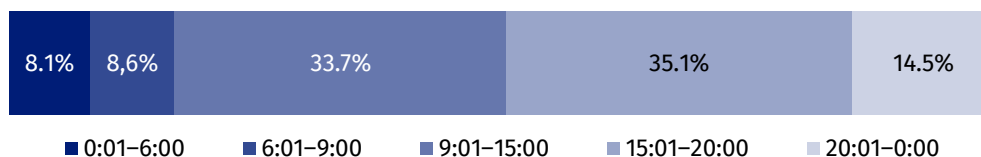
Chart 2. Structure of local threats by type in 2019



Source: National Headquarters of the State Fire Service.

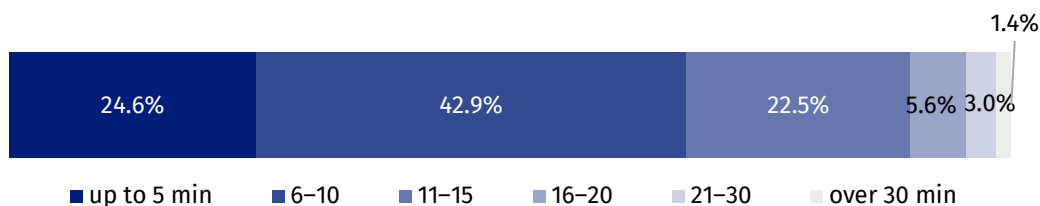
As well as in previous years, more than a half of false alarms (55.5%) were reported in good faith.

Chart 3. Structure of events requiring intervention of fire brigade by time of spotting in 2019



Source: National Headquarters of the State Fire Service.

Chart 4. Structure of events requiring intervention of fire brigade by drive time in 2019

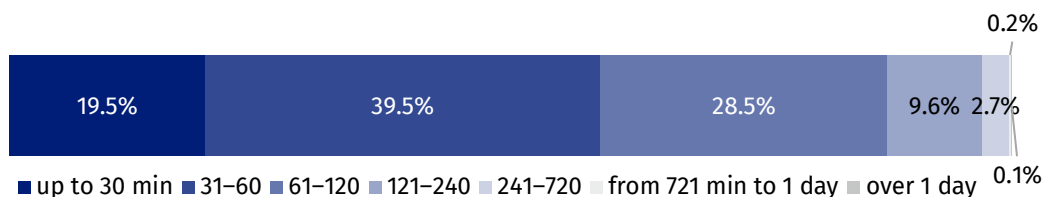


Source: National Headquarters of the State Fire Service.

The most frequent drive time of fire brigade at the place of the event was from 6 to 10 minutes (42.9%). Drive times longer than 30 minutes accounted for 1.4%.

From 6 to 10 minutes, was the most common time of arrival at the place of the event by fire brigade (42.9% of cases)

Chart 5. Structure of events requiring intervention of fire brigade by the time of intervention in 2019



Source: National Headquarters of the State Fire Service.

The most of interventions of fire brigades took from 31 to 60 minutes. 3 931.9 thousand firefighters were involved in interventions of fire brigades, including 1 895.4 thousand volunteer firefighters, 916.8 thousand vehicles were used in rescue actions, including 760.7 thousand fire engines. 5.4 thousand persons died, and 64.9 thousand were injured.

The most frequent duration of rescue operation by fire brigades was from 31 to 60 minutes (39.5% cases)

Table 1. Events involving fire brigades in 2019

Voivodship	Total	Fires	Local threats	False alarms
POLAND	512 514	153 520	316 194	42 800
Dolnośląskie	44 021	15 490	24 471	4 060
Kujawsko-pomorskie	25 455	7 403	16 240	1 812
Lubelskie	23 270	8 501	13 287	1 482
Lubuskie	14 287	5 181	7 992	1 114
Łódzkie	34 039	9 668	21 446	2 925
Małopolskie	50 293	10 849	35 101	4 343
Mazowieckie	70 294	24 142	38 097	8 055
Opolskie	13 262	4 269	8 026	967
Podkarpackie	29 020	8 175	19 583	1 262
Podlaskie	11 168	4169	6 176	823
Pomorskie	29 250	7 287	20 095	1 868
Śląskie	69 322	16 774	45 669	6 879
Świętokrzyskie	15 822	6 736	8 712	374
Warmińsko-mazurskie	18 680	5 998	11 056	1 626
Wielkopolskie	41 597	10 821	27 223	3 553
Zachodniopomorskie	22 734	8 057	13 020	1 657

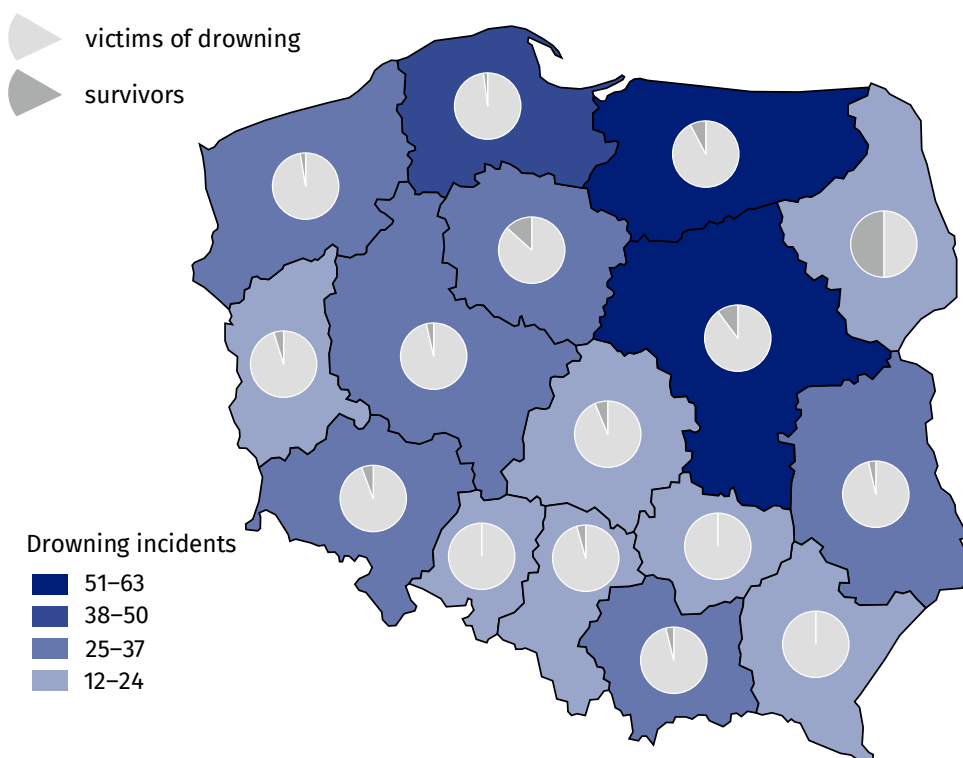
Source: National Headquarters of the State Fire Service.

Drowning events¹

In 2019, 471 drowning events were reported to the police (by 14.8% less than in 2018), resulting in 456 deaths (by 16.3% less than in the previous year), including 49 women. Most victims of drowning events were recorded in Warmińsko-mazurskie voivodship (60). The second one, in terms of the number of victims of drowning, were Mazowieckie voivodship (53) and Pomorskie voivodship (48). The smallest number of victims of drowning were recorded in Opolskie and Świętokrzyskie voivodships (12 in each).

In 2019, 456 persons drowned, by 89 persons less than in 2018

Map 2. Drowning incidents by voivodships in 2019

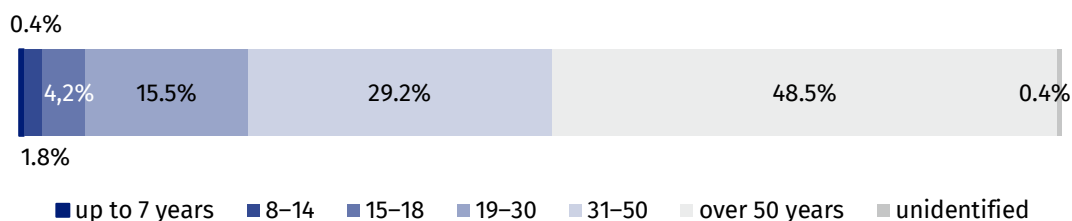


Source: National Headquarters of Police.

Persons over 50 years of age were most frequent victims of drowning (221 persons), while children under 7 years of age were the least frequent victims (2 persons).

221 victims of drowning were over 50 years of age (48.5% of all drowning deaths)

Chart 6. Structure of drowning by age in 2019



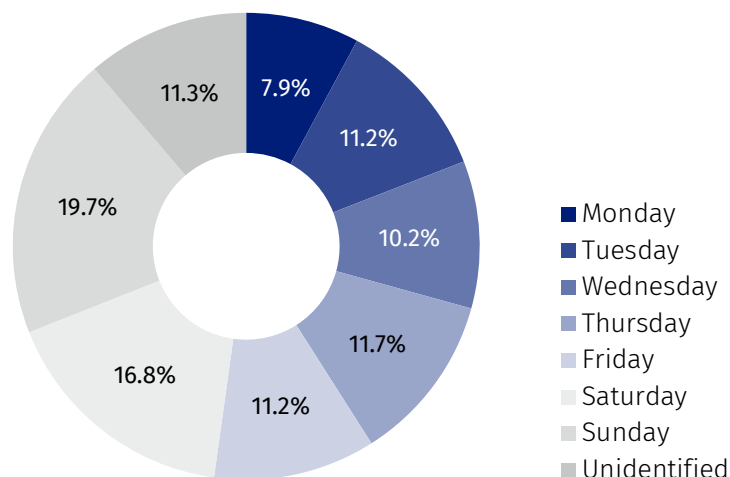
Source: National Headquarters of Police.

Weekends were most frequent days of drowning – on Saturdays (79), on Sundays (93). The lowest number of drowning was recorded on Mondays (37).

Most of the drowning events occurred at the weekends (79 cases on Saturdays, and 93 on Sundays)

¹ Data based on events reported to the Police.

Chart 7. Structure of drowning events by days of the week, in 2019



Source: National Headquarters of Police.

Most of victims drowned in the lakes (120). The biggest number of victims of drowning in the lakes was recorded in Warmińsko-mazurskie voivodship (39), while in Łódzkie and Świętokrzyskie voivodships no victim of drowning was recorded. 119 persons drowned in the rivers. The biggest number of victims of drowning in the rivers was recorded in Mazowieckie voivodship (18), and the smallest number in Wielkopolskie voivodship (2). 21 persons drowned in the sea (13 victims in Pomorskie voivodship and 8 victims in Zachodniopomorskie voivodship), i.e. in general by 18 less victims of drowning in the sea than in 2018.

In 335 events of drowning (73.5%), state of consciousness, (i.e. sober, intoxicated or under influence of drugs), could not be determined. The number of intoxicated victims amounted to 98, and 22 victims were sober in the moment of drowning.

The most of people were drowned in the lakes (120 cases)

Table 2. Drowning in 2019

Voivodeships	Total	Including	
		victims of drowning	survivors
POLAND	471	456	42
Dolnośląskie	33	33	2
Kujawsko-pomorskie	27	26	4
Lubelskie	28	27	1
Lubuskie	21	20	1
Łódzkie	15	15	1
Małopolskie	25	25	1
Mazowieckie	59	53	6
Opolskie	12	12	–
Podkarpackie	22	22	–
Podlaskie	23	17	17
Pomorskie	46	48	1
Śląskie	23	22	1
Świętokrzyskie	12	12	–
Warmińsko-mazurskie	63	60	5
Wielkopolskie	27	27	1
Zachodniopomorskie	35	37	1

42 persons were saved

Source: National Headquarters of Police.


Actions of water rescue services²

As of 31 December 2019, 117 entities received permission to water rescue service and they consisted of 11 274 water lifeguards. 2 218 rescue operations were taken, the most on the inland and coastal water area (1 309). In the places occasionally used for swimming, 120 rescue operations were recorded, while 400 occurred on the bathing beaches.

In 2019, 117 entities were entitled to water rescue

In 2019, water lifeguards carried out 2 218 rescue operations

Chart 8. Structure of rescue operations to save drowning people by place of occurrence in 2019



Source: Ministry of Interior and Administration.

Water lifeguards carried out 5 735 actions requiring professional first aid, most rescue actions occurred at the swimming pools (2 006), such interventions were the least frequent in places occasionally used for swimming (229).


Rescue actions were taken by water lifeguards in 675 cases, most of them were carried out on the inland and coastal water area (260).

710 actions dealt with transporting victims of the incidents or in danger of drowning, to the State Medical Emergency.³

Water lifeguards took part in 672 actions of searching for missing people. In 2019, water lifeguards saved 1 909 persons.

In 2019, water lifeguards saved 1909 drowning persons

Chart 9. Structure of action searching for persons missing in water in 2019



Source: Ministry of Interior and Administration.

In 2019, water rescue services were carrying out training activities in the field of water rescue. They delivered 502 training courses, most training courses was dedicated to water lifeguards (476), 23 courses were delivered for instructors of water rescue and 3 courses for rescue dogs with the guide. 4 483 persons were awarded with the certificate of acquired qualifications.

In the case of quoting data from the Statistics Poland, please provide information: “Statistics Poland data source”, and in the case of publishing calculations made on data published by the Statistics Poland, please provide information: “Own study based on Statistics Poland data”.

² Data based on reports of services entitled to water life savings reported to the Ministry of Interior and Administration.

³ Reference to Article 32(1) Act of 8 September 2006 on Medical State Emergency.

Prepared by:

Statistical Office in Kraków
Director Agnieszka Szlubowska
Office: tel. (+48 12) 420 40 50

Issued by:

**The Spokesperson for the President
of Statistic Poland**
Karolina Banaszek
Mobile: (+48) 695 255 011

Press Office

Office: tel. (+48 22) 608 34 91; 608 38 04

e-mail: obslugaprasowa@stat.gov.pl



www.stat.gov.pl/en/



@GUS_STAT



@GlownyUrzadStatystyczny

Related information

[Emergency rescue services activity in 2018](#)

[Emergency rescue services activity in 2017](#)