

# Intermodal transport in Poland in 2021

29.08.2022

 **5.3%**

Increase in transshipments at intermodal terminals compared to 2020

Intermodal transport allows to create modern transport chains that combine two or more modes of transport into one system. It is based on nodes representing the interconnection points of the various modes of transport involved in the transport of goods without changing the loading unit. The greater number of nodes (land and maritime terminals), the easier it is to access the connection network.

Intermodal terminal is a place that allows for quick and safe reloading of units between two different types of transport modes. There were 39 active terminals located in Poland in 2021, including:

- 4 handled sea-rail, sea-road shipments (maritime terminals),
- 35 handled rail-road transports (land terminals).

In 2021, there were 39 active terminals, i.e. 5 more than in the previous year

**Chart 1. Location of intermodal terminals in 2021**



### Maritime terminals infrastructure

The length of reloading quays at maritime terminals in 2021 was 5.5 km in total, of which 85.2% were quays for handling cargo units in the lo-lo system.

The parking and maneuvering area was 6.1 ha, and the total storage area of terminals – 183.0 ha, of which 80.4% of the area intended for containerized units. The capacity of the storage yards was 100.7 thousand TEU.

Maritime terminals had a total of 17 km of track for standard gauge railways, of which 70.8% was intended for direct loading/unloading of intermodal units. The average length of the train set (number of wagons) serviced simultaneously at the maritime terminal was 71 pieces.

### Land terminals infrastructure

In 2021, the parking and maneuvering area at land terminals covered a total of 24.9 ha, and the total storage area of the terminals – 96.5 ha, of which 82.7% of the area intended for containerized units. The capacity of the storage yards was 133.4 thousand TEU.

In 2021, land terminals had a total of 83.2 km of track for standard gauge railways, of which 41.7% were intended directly for loading/unloading intermodal units. Average length of train set (number of wagons) serviced simultaneously at the inland terminal was 31 pieces.

The capacity of storage yards per year at maritime terminals increased by 4.7%, and at land terminals by 6.7%

**Table 1. Handling equipment at intermodal terminals in 2021**

Specification	Maritime terminals <sup>a</sup>	Land terminals <sup>b</sup>
	in units	
Cranes	109	13
wharf	28	–
gantry	5	9
road container	76	4
Coastal and mobile cranes	7	2
Trucks	27	123
front boom	18	90
others <sup>c</sup>	9	33
Technological tractors	163	8
Low semi-trailers	55	–
Others	46	1

a Data for 4 maritime terminals.

b Data for 24 land terminals.

c Container shuttles, side containers, front stackers.

### Transshipments at maritime and land intermodal terminals

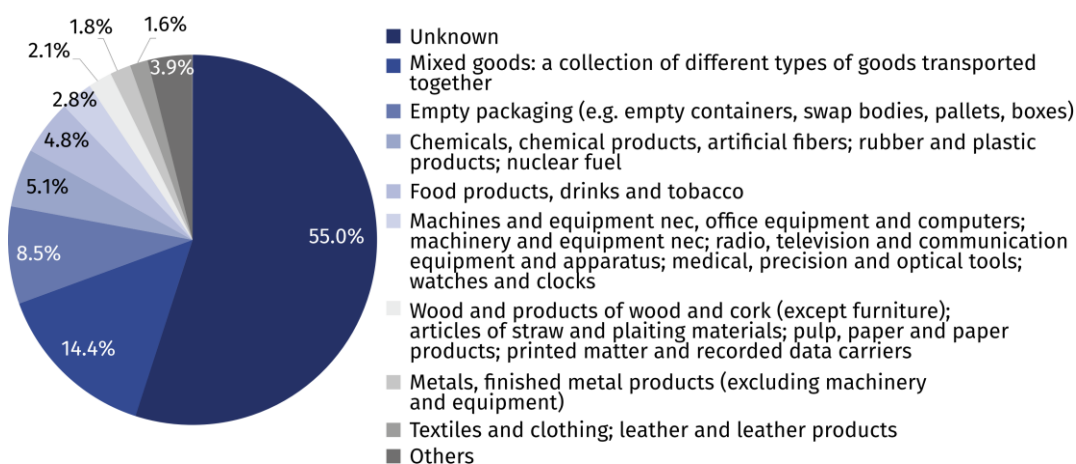
The total annual throughput capacity of intermodal transport terminals was 8.1 million TEU, including 4.9 million TEU at maritime terminals, and at land terminals – 3.2 million TEU.

In 2021, a total of 82.1 million tonnes of containerized cargo were transhipped at intermodal terminals, i.e. 5.3% more than in the previous year. 40' containers (69.4%) prevailed in the total number of transhipped containers at maritime and land terminals. The share of 20' containers was 24.0%, 45' and bigger containers – 5.3%, and 30' – 1.3%.

31.1 million tonnes were transported to and from intermodal terminals by sea (which amounted to 37.9% of the total goods transhipped at maritime and land terminals), by road – 26.4 million tonnes (32.2%), and by rail – 24.6 million tonnes (29.9%).

In 2021, in intermodal transport 55% of cargo was unknown (an increase by 22.5 percentage points compared to 2020). Following greater share had mixed goods: a set of various types of goods transported together – 14.4% (decrease by 10.3 pp), empty packaging – 8.5% (increase by 7.4 pp), product from the group chemicals, chemical products, artificial fibers; rubber and plastic products; nuclear fuel – 5.1% (decrease by 5.1 percentage points), and food products, beverages and tobacco – 4.8% (decrease by 6.7 percentage points).

**Chart 1. Structure of goods in containers transported to/from intermodal terminals by groups of goods in 2021 (based on the number of tonnes)**



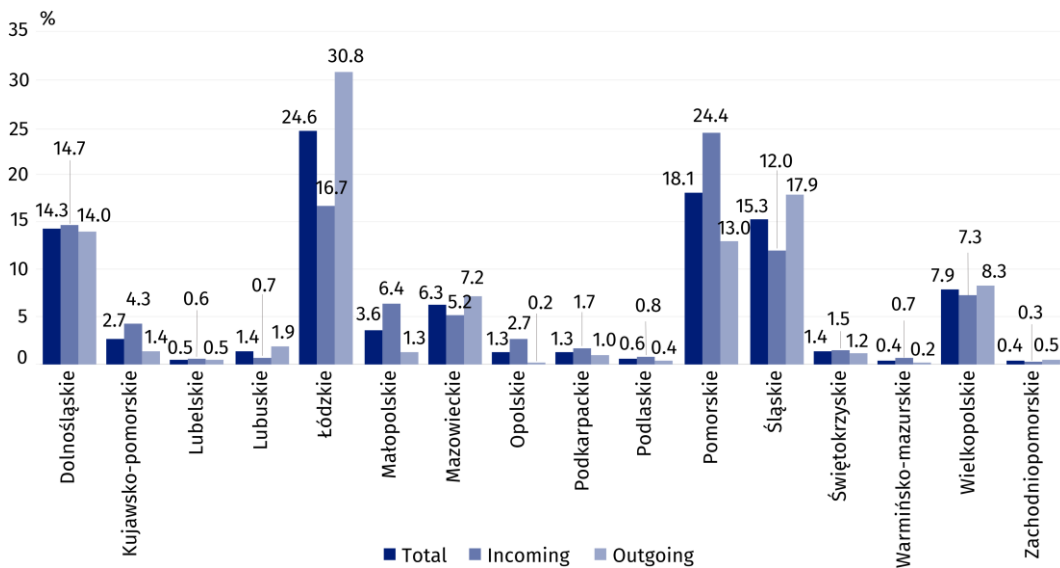
### Transport of goods in containers by intermodal road transport

In 2021, over 26 million tonnes of goods were transported by intermodal road transport in containers. The share of domestic transport amounted to 98.7%. In national transport most goods were transported to and from Voivodships: Łódzkie (24.6%), Pomorskie (18.1%) and Śląskie (15.3%). A decrease in the transported tons of containerized cargo compared to the previous year was recorded in the following Voivodships: Podkarpackie, Podlaskie and Zachodniopomorskie. In the remaining voivodships, more goods were transported than in the previous year.

In 2021, a total of 82.1 million tonnes of containerized cargo were transhipped at intermodal terminals

In intermodal road transport, the share of national transport amounted close to 99%

**Chart 2. The share of voivodships in the transport of containerized goods by intermodal road transport (based on the number of tonnes)<sup>ab</sup>**



a The data include transport to / from intermodal terminals located in Poland.

b Estimated data.

When quoting data from the Central Statistical Office, please include the following information: "Source of data from the Central Statistical Office", and in the case of publishing calculations made on the data published by the Central Statistical Office, please include the following information: "Own study based on Central Statistical Office data".

Prepared by:  
**Statistical Office in Szczecin**  
**Deputy director Katarzyna Dmitrowicz-Życka**  
Phone: (+48 91) 459 77 00

Issued by:  
**The Spokesperson for the President  
of Statistics Poland**  
**Karolina Banaszek**  
Phone: (+48) 695 255 011


**Press Office**


Phone: (+48 22) 608 38 04


**e-mail: [obslugaprasowa@stat.gov.pl](mailto:obslugaprasowa@stat.gov.pl)**


 [stat.gov.pl/en/](https://stat.gov.pl/en/)

 @StatPoland

 @GlownyUrzadStatystyczny

 gus\_stat

 glownyurządstatystycznygus

 glownyurządstatystyczny

**Related information**

[Transport – activity results in 2020](#)

**Data available in databases**

[Domain Knowledge Base Transport and Communications](#)

**Terms used in official statistics**

[Container ISO](#)