

Non-financial enterprises by kind and place of economic activity in 2021

27.10.2022


4.2%

Increase in the number of non-financial enterprises y/y

The number of non-financial enterprises increased by 4.2% y/y, amounting to 2 356.0 thousand entities in 2021. Microenterprises dominated in this sector. Trade units remained the largest group in population of non-financial enterprises, despite the decrease in their share from 30.4% in 2010 to 20.8% in 2021. About 1/5 of enterprises had their registered offices in Mazowieckie Voivodship.

Basic information on non-financial enterprises

In 2021, there were 4.2% more non-financial enterprises in Poland than in the previous year and 36.4% more than in 2010. Microenterprises (entities with up to 9 persons employed) constituted 97.1% of the entire sector of non-financial enterprises and their number increased by 4.3% compared to 2020. In 2021, the percentage of small (with a number of persons employed from 10 to 49), medium (with a number of persons employed from 50 to 249) and large units (with 250 or more persons employed) amounted to 2.1%, 0.6% and 0.2% of all non-financial enterprises, respectively. Compared to the previous year, there was an increase in the number of medium-sized and large enterprises (by 1.3% and by 3.3%, respectively) and a decrease in the number of small enterprises (by 1.6%).

In 2021, microenterprises constituted the largest percentage in the population of non-financial enterprises – 97.1%

Table 1. Basic data on non-financial enterprises by size class in 2021

Specification	Non-financial enterprises				
	total	by the number of persons employed			
		up to 9 persons	10–49	50–249	250 and more persons
Number of enterprises	2 355 980	2 288 844	48 731	14 618	3 787
Number of local units	2 417 807	2 288 844	56 491	31 787	40 685
Number of persons employed (as of 31 December)	10 229 943	4 344 332	1 037 895	1 561 162	3 286 554

As at December 31, 2021, 10 229.9 thousand persons were employed in the sector of non-financial enterprises, which means an increase by 2.3% y/y and an increase by 15.5% compared to 2010. In microenterprises worked 42.5% of all persons employed in non-financial enterprises, and in large enterprises (despite their small number) – 32.1%.

In 2021, 10 229.9 thousand persons were employed in non-financial enterprises

Micro units recorded an increase in the number of the employed by 3.7% (i.e. by 156.1 thousand persons) compared to the previous year and by 27.8% compared to 2010. Medium-sized and large enterprises also recorded an increase in the number of the employed per year (by 1.4% and by 2.1%, respectively), while small enterprises – a decrease (by 1.5%).

In 2021, there were 2 352.2 thousand entities belonging to the SME sector (including micro, small and medium-sized enterprises), i.e. 99.8% of non-financial enterprises and 6 943.4 thousand persons working in them, i.e. over 2/3 of the employed in the entire sector of non-financial enterprises.

Kinds of economic activity in non-financial enterprises

In 2021, the largest number of enterprises still conducted trade (20.8% of the total non-financial enterprises) and construction activities (15.6%). In comparison with the previous year, an increase in the number of enterprises in almost all analysed activities was found – only in the section of transportation and storage there was a decrease in the number of entities by 0.7%. The greatest increase in the number of units year to year was observed in information and communication (by 15.0%).

Table 2. Number of non-financial enterprises by size class and NACE section in 2021

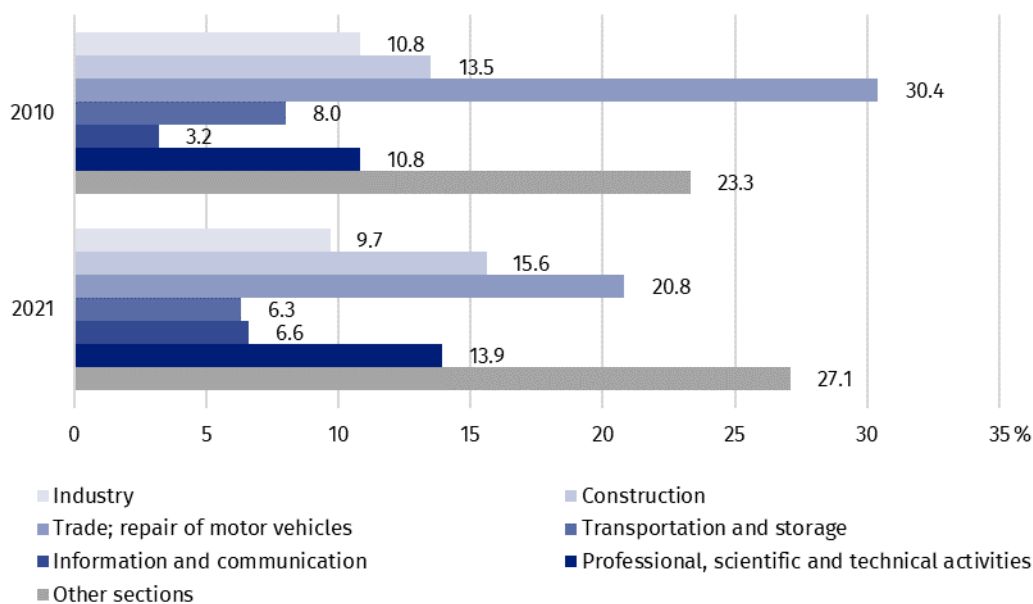
Specification	Non-financial enterprises				
	total	by the number of persons employed			
		up to 9 persons	10–49	50–249	250 and more persons
Total	2 355 980	2 288 844	48 731	14 618	3 787
Industry	228 264	206 961	12 911	6 455	1 937
Construction	366 988	359 101	6 661	1 102	124
Trade; repair of motor vehicles	491 130	474 705	12 956	2 953	516
Transportation and storage	148 992	144 291	3 468	954	279
Information and communication	155 097	152 717	1 657	547	176
Professional, scientific and technical activities	328 247	324 588	2 871	607	181
Other sections	637 263	626 482	8 207	2 000	574

The structure of non-financial enterprises sector, analysed by kind of business activity, changed slightly in the years 2010–2021. Compared to 2010, there was a decrease in the share of trade units in the total number of enterprises (by 9.6 pp.) and an increase in the share of units conducting information and communication activity as well as in the field of professional, scientific and technical activity (by 3.4 pp. and 3.1 pp., respectively). The change in the share of the remaining sections was insignificant.

In 2021, the number of non-financial enterprises belonging to the SME sector amounted to 2 352.2 thousand entities

In 2021, the largest number of enterprises still conducted trade (20.8% of all non-financial enterprises) and construction activities (15.6%)

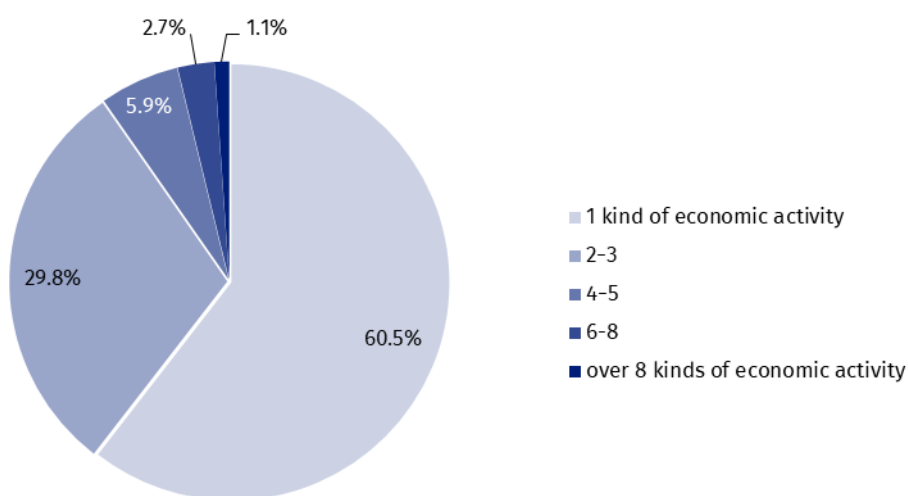
Chart 1. Structure of non-financial enterprises by NACE section



When analysing the sector of non-financial enterprises with 10 or more persons employed, it was found that over 60% of entities conducted 1 kind of economic activity at the level of the NACE class. Running more than 3 kinds of economic activity was declared by no more than 10% of enterprises.

Over 90% of non-financial enterprises with 10 or more persons employed ran no more than 3 kinds of economic activity in 2021

Chart 2. Structure of non-financial enterprises with 10 or more persons employed by the number of kinds of conducted economic activity in 2021



Places of economic activity of non-financial enterprises

In 2021, the largest number of non-financial enterprises (according to the place of registered office) operated in Mazowieckie (18.2% of the total), Małopolskie (12.0% of the total), Śląskie (11.0% of the total) and Wielkopolskie Voivodships (9.7% of the total), and the lowest in the Opolskie Voivodship (1.8% of the total).

In 2021, non-financial enterprises (2 355 980) operated in 2 417 807 local units. In Mazowieckie Voivodship were located the largest number of all local units (18.1% of the total), while in Opolskie the smallest number of local units – 1.8% of the total.

Table 3. Number of non-financial enterprises and the number of local units (excluding local units abroad) by voivodship in 2021

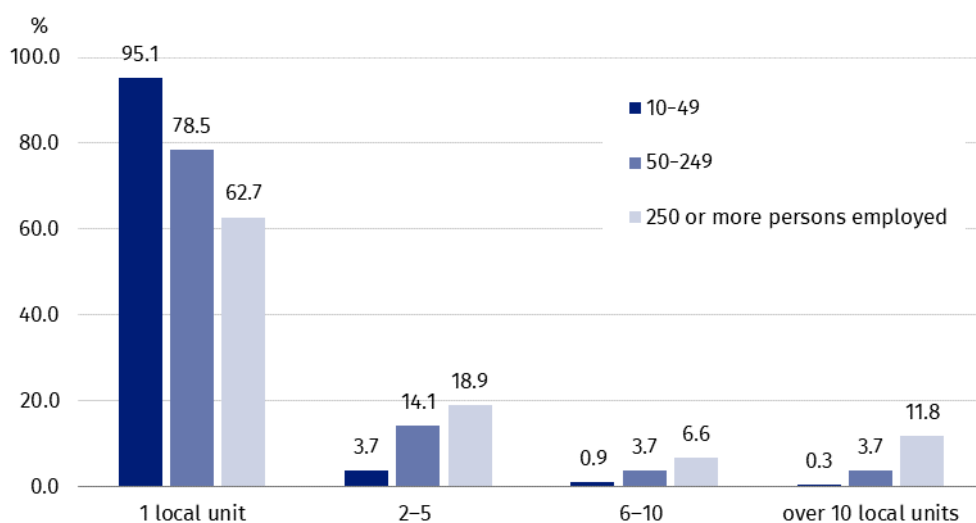
Voivodships	Number of enterprises	Number of local units
Total	2 355 980	2 417 807
Dolnośląskie	170 501	175 973
Kujawsko-pomorskie	126 018	128 295
Lubelskie	88 103	91 238
Lubuskie	52 778	53 679
Łódzkie	118 953	123 625
Małopolskie	283 673	287 790
Mazowieckie	427 671	438 460
Opolskie	43 022	43 885
Podkarpackie	91 391	93 747
Podlaskie	62 057	63 502
Pomorskie	150 980	154 472
Śląskie	258 313	263 931
Świętokrzyskie	58 186	59 967
Warmińsko-mazurskie	77 003	78 500
Wielkopolskie	228 412	239 872
Zachodniopomorskie	118 920	120 872

In 2021, in the Mazowieckie Voivodship there were 427 671 non-financial enterprises

An activity located in one place (i.e. one local unit) was performed by nearly 90% of enterprises with 10 or more persons employed. Among enterprises with 10 or more persons employed operating in various locations, the largest group were entities with 2 to 5 local units (6.8% of the total). The percentage of entities running the most dispersed activity in terms of location (more than 10 local units) amounted to 1.6%.

In 2021, nearly 90% of enterprises with 10 or more persons employed operated in only one place

Chart 3. Structure of non-financial enterprises with 10 or more persons employed by the number of local units and size class in 2021



The number of reported local units depended on the size class of the enterprise. Almost 1/5 of large entities operated in more than 5 local units, while for medium-sized entities this percentage amounted to 7.4% and for small entities only 1.2%.

In addition, enterprises with 10 or more persons employed showed 167 local units abroad, in which 13 119 persons worked as at December 31, 2021.

The data presented in this study concern 2 355 980 non-financial enterprises, regardless of the number of the persons employed. The data do not include agriculture, forestry and fishing (section A according to NACE Rev. 2); financial and insurance activities (section K according to NACE Rev. 2); higher education institutions; independent public health care facilities; cultural institutions with legal personality; trade unions, religious and political organisations.

The results of the annual economic activity survey of enterprises will be presented in more detail in the publications "Activity of non-financial enterprises in 2021" and "Financial results of non-financial enterprises (balance sheet) in 2021", which will be available in December 2022.

Due to rounding of data, in some cases sums of components may slightly differ from the amount given in the item "total".

In case of quoting Statistics Poland data, please provide information: "Source of data: Statistics Poland", and in case of publishing calculations made on data published by Statistics Poland, please include the following disclaimer: "Own study based on figures from Statistics Poland".






Prepared by:
Enterprises Department
Director Katarzyna Walkowska
Phone: (+48 22) 608 35 66

Issued by:
**The Spokesperson for the President
of Statistics Poland**
Karolina Banaszek
Phone: (+48) 695 255 011

Press Office

Phone: (+48 22) 608 38 04

e-mail: obslugaprasowa@stat.gov.pl

-  stat.gov.pl/en/
-  [@StatPoland](https://twitter.com/StatPoland)
-  [@GlownyUrzadStatystyczny](https://www.facebook.com/GlownyUrzadStatystyczny)
-  [gus_stat](https://www.instagram.com/gus_stat)
-  [glownyurządstatystycznygus](https://www.youtube.com/glownyurządstatystycznygus)
-  [glownyurządstatystyczny](https://www.linkedin.com/company/glownyurządstatystyczny)

Related information

[Methodological report. Non-financial enterprises surveys](#)

[Activity of non-financial enterprises in 2020](#)

[Non-financial enterprises by kind and place of economic activity in 2020](#)

Data available in databases

[Database Non-financial enterprises](#)

[Non-financial entities involved in business activity - Local Data Bank](#)