

Characteristics of border areas in Poland. Entities of the national economy in 2019

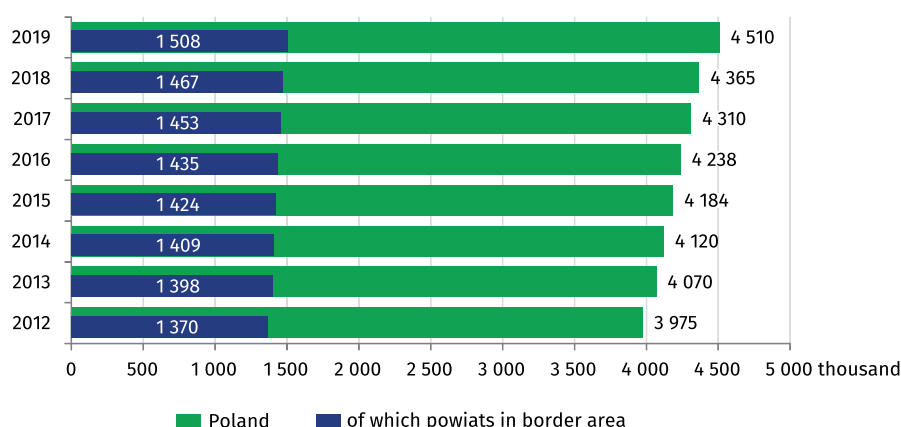
16.04.2020

 **10.0%**

Increase in the number of entities of the national economy in the border area in relation to 2012

As of the end of December 2019, 1.5 million entities of the national economy located in the border areas in Poland were entered in the REGON register, which constituted 33.4% of the total number of entities in Poland (4.5 million). In comparison with 2018, in the analysed zone the number of entities increased by 40.5 thousand, i.e. by 2.8% (in Poland by 3.3%), and in reference to 2012 an increase of 137.5 thousand - i.e. by 10.0% (in Poland by 13.4%) was recorded.

Chart 1. Entities of the national economy between 2012 and 2019



Structure of entities of the national economy by ownership sectors and selected legal forms

At the end of 2019, the vast majority of entities in the border area belonged to the **private sector** (95.7% compared to 95.9% in the country). In comparison with 2018, the number of entities of the national economy in this sector increased by 39.1 thousand to 1443.1 thousand, i.e. by 2.8% (in the country it grew by 3.3%). On the other hand, the **public sector** included 49.3 thousand entities, i.e. by 754 less (1.5%) than in the previous year (in the country by 1.1% less).

In the total number of entities located in the border area in 2019, the largest share was constituted by **natural persons** conducting economic activity - 72.3% (in Poland 71.3%). In comparison with 2018, there were 30.9 thousand more (2.9% more) natural persons conducting economic activity in the REGON register (3.3% more in the country).

Commercial companies operating within the zone accounted for 8.6% of the entities entered in the REGON register (in Poland - 11.6%). In the previous year, these shares were 8.4% and 11.2% respectively.

The REGON register also included **civil law partnerships** with a 6.4% share in the structure of entities of the national economy within the zone, **foundations**, **associations** and **social organizations** - 3.2%, **cooperatives** - 0.2% (in 2018: 6.6%, 3.2% and 0.3% respectively).

Of the total number of entities of the national economy operating in the border areas of Poland, more than half were located in the border zone of three voivodships: Śląskie (21.4%), Pomorskie (17.9%) and Zachodniopomorskie (13.3%).

95.7% of the entities of the national economy of the border zone are the private sector (in the country - 95.9%)

Entities of the national economy per 1000 population

In the Polish border area, there were 111.0 entities per 1000 inhabitants in 2019, which is below the national average of 117.5. In the previous year, these indicators were 107.9 and 113.6 respectively.

The highest number of entities per 1000 population in 2019 was recorded in the zone near the sea border - 135.3 (131.0 the year before), followed by the border with Germany - 129.6 (126.4 in 2018).

In the zone near the remaining sections of the border the number of entities per 1000 population was lower than the average for the Polish border area as a whole. The smallest number of entities per 1000 population occurred near the border with Ukraine - 76.5, followed by the zone near the border with Lithuania - 83.8 (a year ago 74.2 and 81.4 respectively).

Of the individual parts of the border area in 12 voivodships, the largest number of entities per 1000 population was in the following zones: Zachodniopomorskie (140.8), followed by Pomorskie (138.8) and Lubuskie (121.8). These values were higher than the indicators for individual voivodships "in total", which were respectively: 134.4; 131.4; 115.7.

The smallest number of entities of the national economy per 1000 population was in the border zone located in the following voivodships: Lubelskie (76.5), then Mazowieckie and Podkarpackie (78.5 each), with the totals of voivodships amounting to respectively: 87.7; 157.9; 85.1. It should be noted that in the case of Mazowieckie Voivodship the area of the border zone is relatively small¹ and the region's potential is located mainly in the capital of the country.

In the border zone, there were 111.0 entities per 1000 inhabitants (in Poland 117.5)

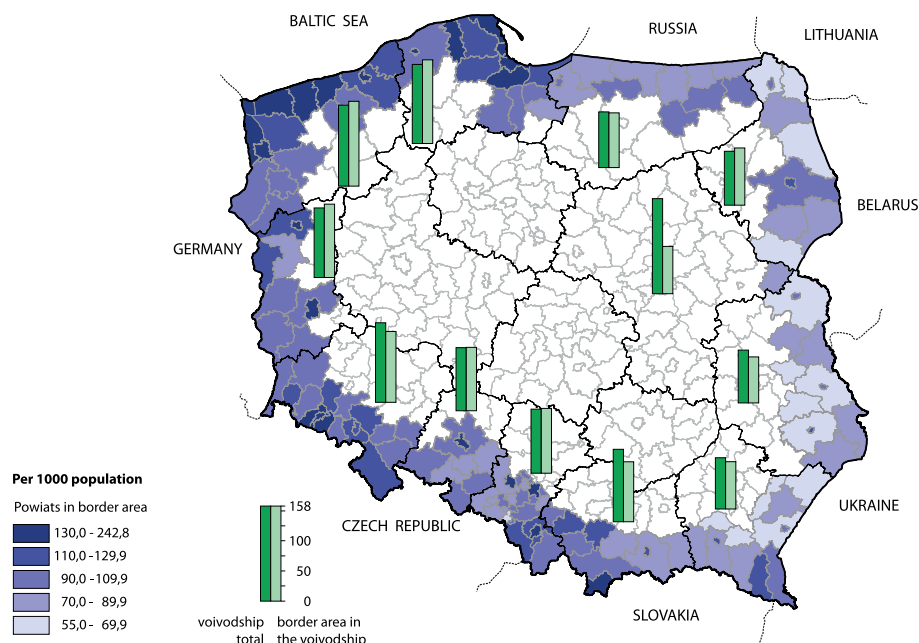
- most of them by the sea (135.3)
- least by the border with Ukraine (76.5)

Table 1. Entities of the national economy in border areas by border sections in 2019

SPECIFICATION	Entities of the national economy	Natural persons conducting economic activity	Commercial companies in the total number of entities in %	Companies with foreign capital participation 2018 = 100
	per 1000 population			
POLAND	117.5	83.7	11.6	103.3
Border areas in Poland	111.0	80.2	8.6	100.9
neighbouring with:				
Russia	91.4	65.9	5.4	109.1
Lithuania	83.3	63.3	5.2	121.4
Belarus	88.8	67.2	8.0	112.5
Ukraine	76.5	57.9	5.6	105.7
Slovakia	99.8	78.1	6.3	99.3
Czechia	110.0	75.5	9.5	99.1
Germany	129.6	93.1	9.2	98.9
Baltic Sea	135.3	99.5	9.2	100.2

¹ From Mazowieckie Voivodship, 1 powiat is included in the border area.

Map 1. Entities of the national economy in 2019



Commercial companies

At the end of 2019, 130.3 thousand commercial companies operating in the border zone were entered in the REGON register, i.e. 25.0% of the total number of companies registered in the country. In this group of entities, similarly as in Poland, capital companies predominated (82.8%), with limited liability companies constituting 81.1% and joint stock companies 1.7%. Partnerships had a 17.2% share in the total number of commercial partnerships within the zone (general partnerships – 8.6%, limited partnerships – 7.5%, professional partnerships – 0.6%, limited joint-stock partnerships – 0.5%).

The number of commercial companies operating in the border zone in 2019 increased by 6411 units, i.e. by 5.2% (in Poland it increased by 6.4%), compared to 2018. In relation to the previous year, the total number of capital companies also increased - by 5344 units, i.e. by 5.2%, against a 6.6% increase in the country. On the other hand, in the group of entities of the national economy classified as partnerships, an increase by 1067 units was recorded - 5.0% (5.3% in the country).

In comparison with 2018, the number of commercial companies increased, both in individual parts of the zone analysed by neighbouring countries (and by seaside) and by voivodships. The highest increase was observed at the Czech border - by 2405 units (4.8%), and the lowest at the Lithuanian border - by 89 units (9.0%). In the case of voivodships, the highest increase was recorded in the border zone of Śląskie Voivodship - by 1796 units (4.9%) and the lowest in the zone of Mazowieckie Voivodship - by 9 companies (9.7%).

In the group of commercial companies an important role is played by companies with foreign capital participation, whose presence may prove the investment attractiveness of a given region. The number of entities of the national economy operating in 2019 in border areas in the form of companies with foreign capital participation (17290) constituted 13.3% of the total number of companies operating in the zone (in Poland this percentage was 14.8%). Their number increased in comparison with the previous year by 147 units, i.e. by 0.9% (in Poland by 3.3%). In five parts of the border zone (analysed according to neighbouring countries), increases were recorded - the largest one was at the border with Belarus (by 161 companies), while in three parts of the zone the number of companies with foreign capital participation decreased - the largest decrease occurred at the border with Czechia (by 56 units).

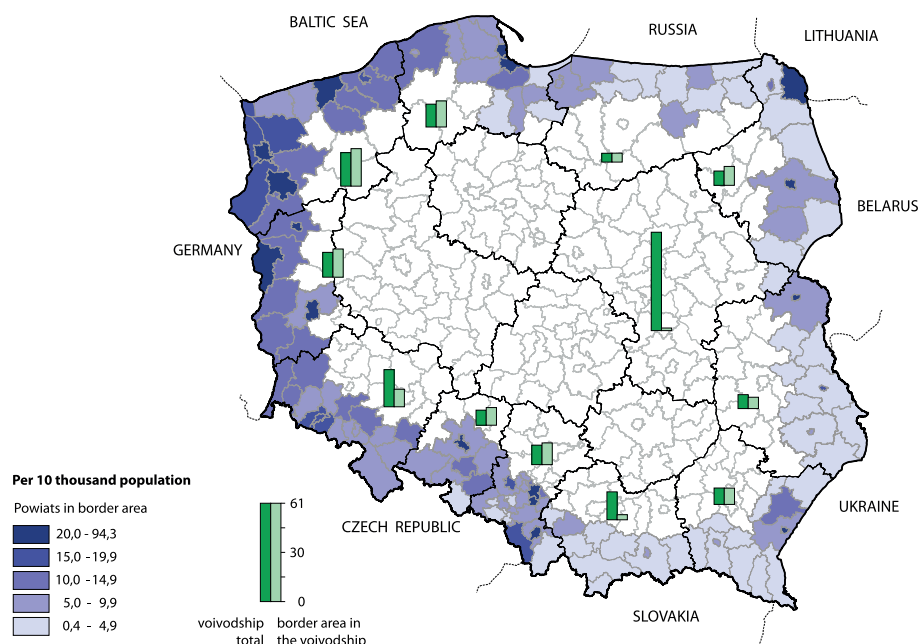
When analysing the number of companies with foreign capital participation entered in the REGON register according to 12 voivodships in which the border area is located, it may be observed that in 7 of them the number of entities located in the border area was higher than in 2018 (the highest increase was recorded in Podlaskie Voivodship by 154 units). In the border area of Mazowieckie Voivodship the number of operating companies with foreign capital did

Compared to 2018, the number of commercial companies operating in the border zone in 2019 increased by 5.2% (in the country by 6.4%)

The number of companies with foreign capital operating in 2019 in border areas constituted 13.3% of the zone's total commercial companies (in the country - 14.8%)

not change (5 units), and in 4 voivodships their number decreased (the biggest decrease occurred in the border area of Dolnośląskie Voivodship - by 65 units).

Map 2. Companies with foreign capital participation in 2019



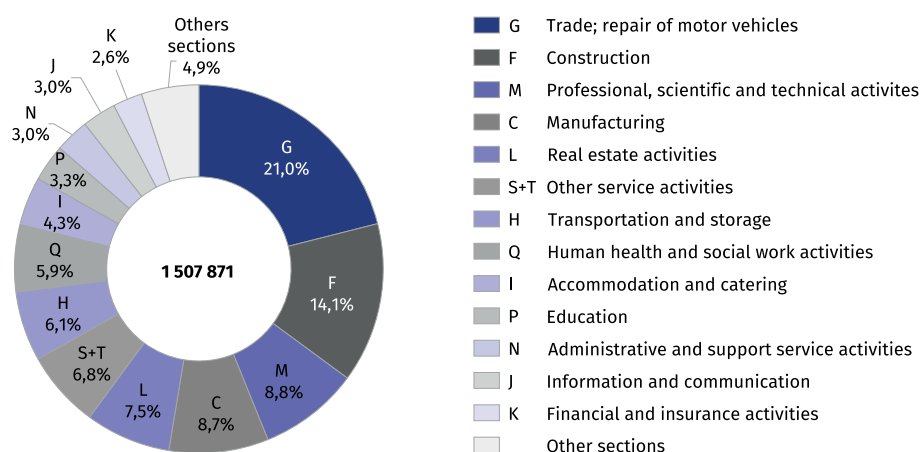
Entities of the national economy by type of economic activity

Among the entities of the national economy entered in the REGON register (as of 31 December 2019) and operating in border area in Poland, a significant percentage were entities of the national economy belonging to the following sections²: trade; repair of motor vehicles - 21.0% (in the country - 21.9%), construction - 14.1% (13.0%), professional, scientific and technical activity - 8.8% (in the country - 10.5%) and manufacturing - 8.7% (8.5%).

Entities from the trade; repair of motor vehicles and construction sections had the largest share (over 10%) in each of the individual parts of the analysed zone in the neighbouring countries and near the sea border, with a significant share of entities included in the manufacturing section (11.0%) in the border zone with Slovakia.

Trade; repair of motor vehicles - this is the dominant activity in border areas (21.0% of all entities in the zone) and in Poland (21.9%)

Chart 3. Structure of entities of the national economy in the border zone according to the sections of the Polish Classification of Activities in 2019



² Of the Polish Classification of Activities - PKD 2007.

Methodological notes

1. The information was prepared as of 31 December, on the basis of data entered in the REGON register, maintained by the President of Statistics Poland based on the provisions of the Act of 29 June 1995 on official statistics (Journal of Laws of 2019, item 649) and the Regulation of the Council of Ministers of 30 November 2015 on the method and methodology of maintaining and updating the national official register of entities of the national economy, specimens of applications, surveys and certificates (Journal of Laws, item 229, as amended). Data on entities do not include persons running individual farms in agriculture.
2. The border area (border zone) was defined on the basis of the delimitation developed by the Ministry of Regional Development in cooperation with the Institute of Geography and Spatial Organization of the Polish Academy of Sciences for the "National Strategy for Regional Development 2010-2020: Regions, Cities, Rural Areas" (Monitor Polski no. 36 of 2010, item 423).
3. 144 powiats are located in the border zone in Poland. They cover an area of over 114 thousand km² (approximately 36.6% of Poland's area), which is inhabited by over 13.6 million people (35.4% of Poland's population).
4. When analysing the border zone in Poland according to the sections of the border with the neighbouring countries (including the sea), it should be noted that in a few cases there are powiats which are border areas with two or three countries at the same time. In the characteristics of a given border area, these powiats have been included once.
5. The Polish Classification of Activities (PKD 2007) is a five-tier classification. The first level (section) - divides the general population into 21 groups of activities, which consist of activities related to each other from the point of view of traditionally shaped, general division of labour.

Prepared by:
Statistical Office in Rzeszów
Director Marek Cierpiat-Wolan
Office: tel. (+48 17) 17 853 52 10

Issued by:
**The Spokesperson for the President
of Statistics Poland**
Karolina Banaszek
Mobile: (+48) 695 255 011

Press Office

Office: tel. (+48 22) 608 34 91, 608 38 04

e-mail: obslugaprasowa@stat.gov.pl



www.stat.gov.pl/en/



[@StatPoland](https://twitter.com/StatPoland)



[@GlownyUrzadStatystyczny](https://www.facebook.com/GlownyUrzadStatystyczny)

Related information

[Structural changes of groups of entities of the national economy located in the border area in Poland](#)

Data available in databases

[Local Data Bank](#)

Terms used in official statistics

[Entity of the national economy](#)

[Natural person conducting economic activity](#)

[Private sector](#)

[Public sector](#)

More information on the REGON register