

# Structural business statistics in 2022

26.08.2024

 **25.4%**

Increase in the value of turnover y/y

**In 2022, the turnover of enterprises covered by the survey of structural business statistics reached 8233.4 bn PLN (25.4% more than in 2021).**

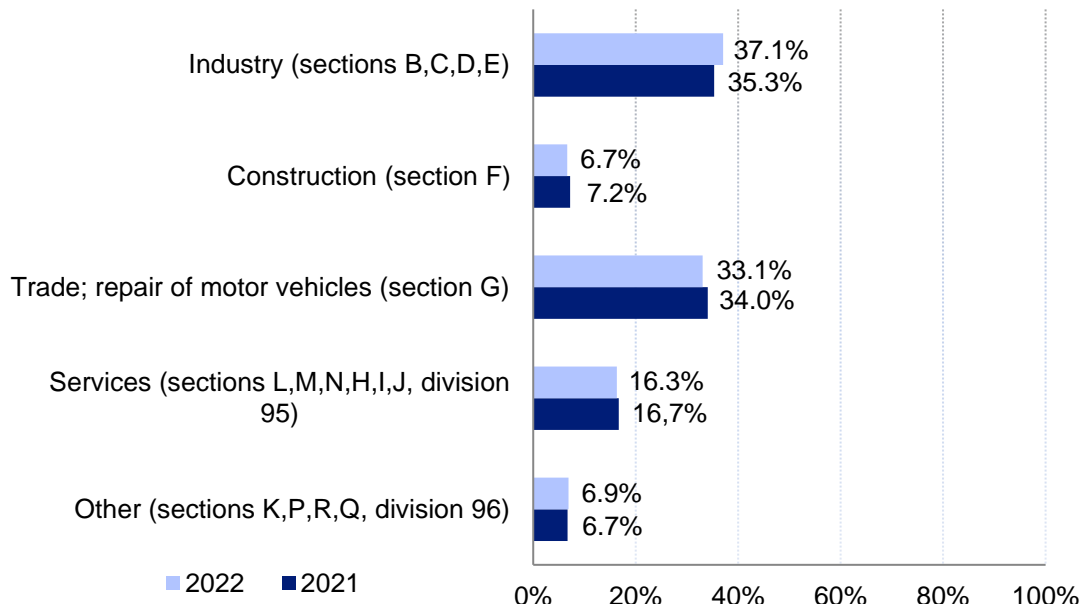
According to the survey of structural business statistics, in 2022 the number of active enterprises increased by 0.4% year-on-year to 2,675.9 thousand units. This change occurred as a result of a 3.4% increase in the number of enterprises in services. Declines were recorded in other activities, including 2.9% in trade; repair of motor vehicles.

The number of persons employed increased by 1.1% in 2022 compared to the previous period and amounted to 11,511.3 thousand people, the largest increase in the number of persons employed was in other sections (by 3.5%) and services (by 2.7%).

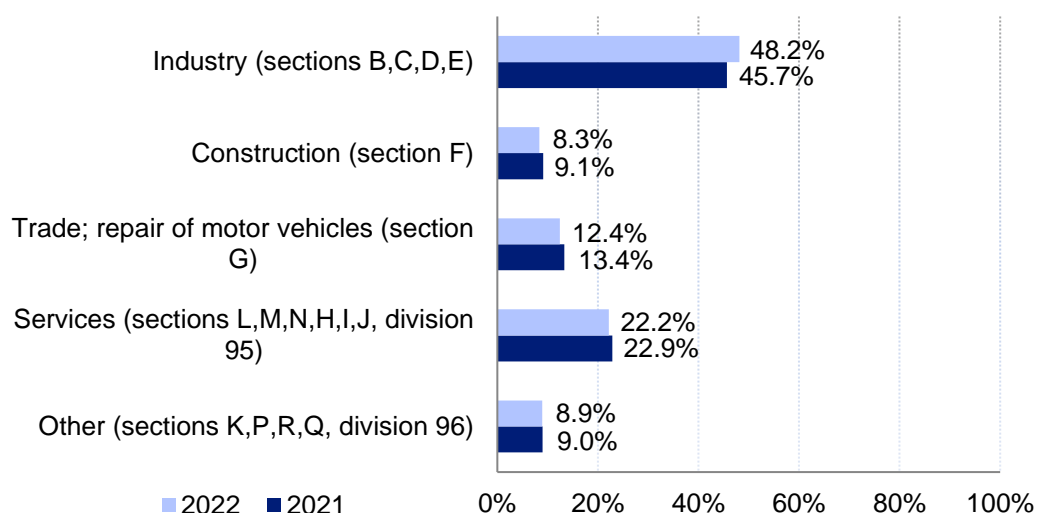
The turnover of enterprises covered by the study of structural business statistics in 2022 amounted to 8,233.4 bn PLN (i.e. 24.2% more than in 2021). The increase in the value of turnover was recorded in all sectors: in industry (by 31.7%), in other sections (by 28.5%), in services (by 22.6%), in trade; repair of motor vehicles (by 21.8%) and in construction (by 15.7%).

The largest increase in turnover was in industry (by 31.7% compared to 2021)

**Chart 1. Structural business statistics – the structure of turnover by kinds of activity**



**Chart 2. Structural business statistics – the structure of production by kinds of activity**



**Table 1.1 Structural business statistics – basic data by kinds of activity**

SPECIFICATION	2021		2022	
	Number of enterprises	Number of persons employed	Number of enterprises	Number of persons employed
<b>Total</b>	<b>2 665 170</b>	<b>11 385 265</b>	<b>2 675 865</b>	<b>11 511 312</b>
Industry (sections B,C,D,E)	259 348	3 338 163	256 011	3 348 823
Construction (section F)	417 438	1 170 955	415 118	1 157 775
Trade; repair of motor vehicles (section G)	543 191	2 423 534	527 703	2 422 612
Services (sections L,M,N,H,I,J, division 95)	957 209	3 284 504	989 463	3 372 610
Other (sections K,P,R,Q, division 96)	487 984	1 168 109	487 570	1 209 492

**Table 1.2 Structural business statistics – basic data by kinds of activity**

SPECIFICATION	2021		2022	
	Turnover	Value of output	Turnover	Value of output
	in bn PLN			
<b>Total</b>	<b>6 563.3</b>	<b>4 239.3</b>	<b>8 233.4</b>	<b>5 265.4</b>
Industry (sections B,C,D,E)	2 318.4	1 936.1	3 053.1	2 535.6
Construction (section F)	473.9	386.7	548.5	439.6
Trade; repair of motor vehicles (section G)	2 234.3	566.0	2 721.7	654.0
Services (sections L,M,N,H,I,J, division 95)	1 097.1	970.2	1 345.1	1 166.9
Other (sections K,P,R,Q, division 96)	439.6	380.2	565.0	469.3

**Table 2. Structural business statistics – dynamics by kinds of activity (2021 = 100)**

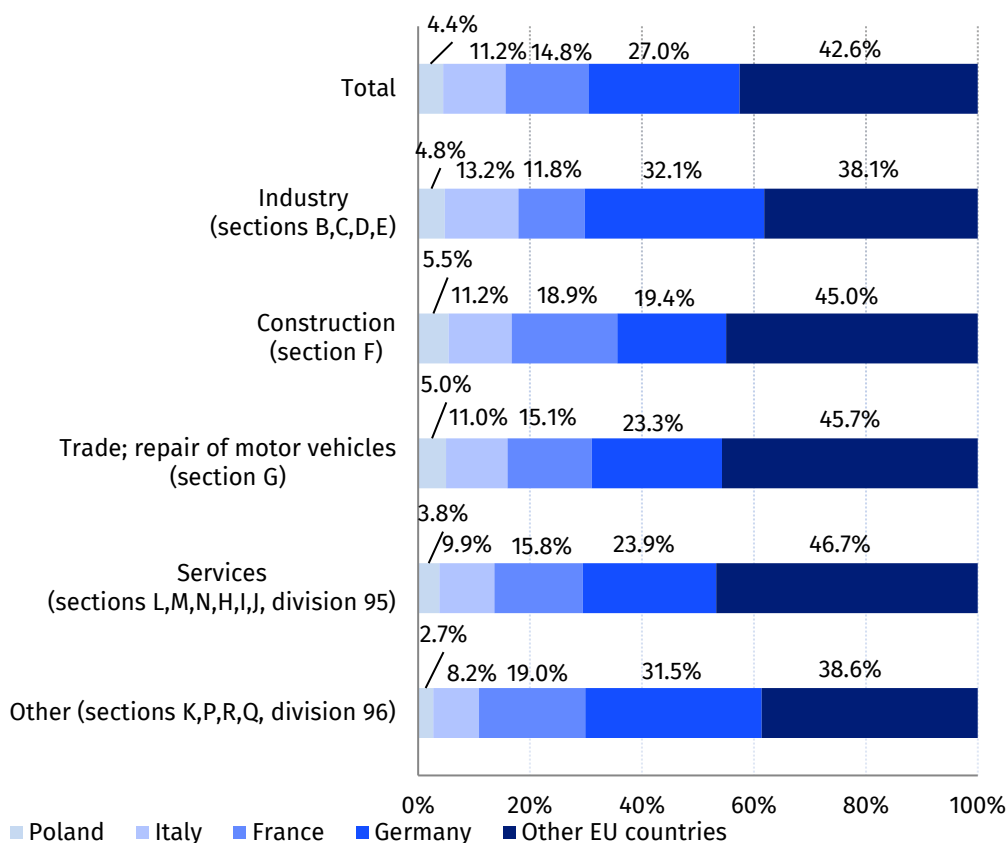
SPECIFICATION	2022			
	Number of enterprises	Number of persons employed	Turnover	Value of output
	previous year = 100			
<b>Total</b>	<b>100.4</b>	<b>101.1</b>	<b>125.4</b>	<b>124.2</b>
Industry (sections B,C,D,E)	98.7	100.3	131.7	131.0
Construction (section F)	99.4	98.9	115.7	113.7
Trade; repair of motor vehicles (section G)	97.1	100.0	121.8	115.5
Services (sections L,M,N,H,I,J, division 95)	103.4	102.7	122.6	120.3
Other (sections K,P,R,Q, division 96)	99.9	103.5	128.5	123.4

**Structural business statistics – Poland compared to the European Union in 2021<sup>1</sup>**

In 2021, enterprises operating in Poland accounted for 8.6% of all enterprises in the European Union (EU), and their share in the turnover was 4.4%. The shares of the production value and the number of persons employed amounted to 4.0% and 7.3%, respectively. In particular kinds of activity, the highest shares of turnover compared to the European Union countries were recorded in construction and they amounted to 5.5%, while the share value of output was highest in industry and construction (and amounted to 4.5% each). Also in terms of the number of enterprises the largest share were recorded in construction and amounted to 11,2%. Regarding the persons employed largest share were recorded in industry and amounted to 10.1%.

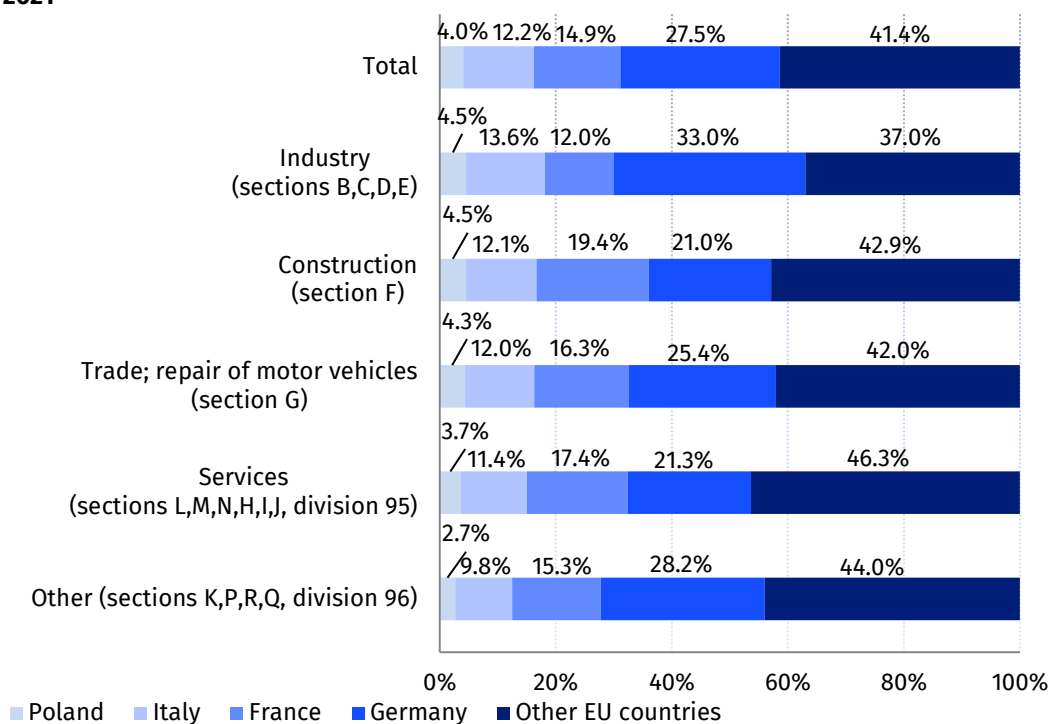
In 2021, enterprises operating in Poland accounted for 8.6% of all enterprises in the European Union, and their share in the turnover was 4.4%

**Chart 3. Share of turnover of enterprises operating in Poland compared to the EU in 2021**



<sup>1</sup> The latest available data for the European Union (27 countries **excluding** United Kingdom of Great Britain and Northern Ireland) referred to the reference year 2021.

**Chart 4. Share of Value of output of enterprises operating in Poland compared to the EU in 2021**



**Table 3.1 Enterprises operating in Poland compared to the European Union in 2021**

SPECIFICATION	Poland		European Union	
	Number of enterprises	Number of persons employed	Number of enterprises	Number of persons employed
<b>Total</b>	<b>2 665 170</b>	<b>11 385 265</b>	<b>30 983 111</b>	<b>156 122 786</b>
Industry (sections B,C,D,E)	259 348	3 338 163	2 389 316	32 999 724
Construction (section F)	417 438	1 170 955	3 733 336	13 410 746
Trade; repair of motor vehicles (section G)	543 191	2 423 534	5 860 764	29 490 897
Services (sections ,M,N,H,I,J, division 95)	957 209	3 284 504	12 749 508	55 043 006
Other (sections K,P,R,Q, division 96)	487 984	1 168 109	6 250 187	25 178 413

**Table 3.2 Enterprises operating in Poland compared to the European Union in 2021**

SPECIFICATION	Poland		European Union	
	Turnover	Value of output	Turnover	Value of output
	in bn EUR			
<b>Total</b>	<b>1 437.7</b>	<b>928.6</b>	<b>32 344.0</b>	<b>23 009.9</b>
Industry (sections B,C,D,E)	507.8	424.1	10 639.6	9 332.9
Construction (section F)	103.8	84.7	1 903.1	1 873.6
Trade; repair of motor vehicles (section G)	489.4	124.0	9 855.9	2 883.8
Services (sections L,M,N,H,I,J, division 95)	240.3	212.5	6 356.3	5 795.2
Other (sections K,P,R,Q, division 96)	96.3	83.3	3 589.2	3 124.3

Data presented in this news release was prepared in accordance with the guidelines and definitions of variables (i.e. number of enterprises, number of employees, turnover, production value) contained in the Commission Implementing Regulation (EU) 2020/1197 of 30 July 2020 laying down technical specifications and arrangements pursuant to Regulation (EU) 2019/2152 of the European Parliament and of the Council on European business statistics repealing 10 legal acts in the field of business statistics ([link](#)).

Regulation (EU) 2019/2152 of the European Parliament and of the Council of 27 November 2019 on European business statistics, repealing 10 legal acts in the field of business statistics (Text with EEA relevance) ([link](#)) on the basis of which the data were prepared, extended the scope of collected data for structural statistics to include sections PKD P (Education), Q (Human health and social work activities), R (Arts, entertainment and recreation), K (Financial and insurance activities) and division 96 (Other service activities).

The data refer to the statistical unit "enterprise", which is the smallest combination of related legal units, i.e. an organizational unit producing goods and services that benefits from a certain degree of decision-making autonomy in particular as regards the allocation of its current resources. An enterprise may carry out one or more activities at one or more locations in particular, the enterprise may consist of a single legal unit. The definition of the statistical unit "enterprise" is included in Council Regulation (EEC) No 696/93 of March 15, 1993 on the statistical units for the observation and analysis of the production system in the Community ([link](#)).

The values of the variables "turnover" and "production" were subject to the consolidation process, i.e. they were decreased by the value of internal transactions between the legal units making up the statistical unit "enterprise".

The following kinds of activity have been distinguished in the news release (in accordance with the Polish Classification of Activities PKD):

- "Industry" which covers PKD sections from B (Mining and quarrying) to E (Water supply; sewerage, waste management and remediation activities);
- "Construction" - section F (Construction);
- "Trade; repair of motor vehicles" - section G (Wholesale and retail trade; repair of motor vehicles and motorcycles);
- "Services", which include PKD sections from H (Transportation and storage) to J (Information and communication) and from L (Real estate activities) to N (Administrative and support services activities), as well as division 95 of section S (Repair and maintenance of computers and personal and household goods).
- "Other", which include PKD sections from P (Education) to R (Arts, entertainment and recreation) and K (Financial and insurance activities), as well as division 96 of section S (Other personal service activities) – from the data presented in this news release cover more PKD sections.

The sources of data for this study was information obtained within Statistics Poland surveys on the following reports: SP – annual business survey, SP-3 – report on business activity of enterprises, F-01/I-01 – quarterly report on revenues, costs and financial result and on outlays on fixed assets, DG-1 – report on economic activity, Z-06 – report on working wages and working time, GP – statistical report for enterprise groups. In the process of data preparation, data from the tax system of the Ministry of Finance and data on persons employed from the information system of the Social Insurance Institution was also used.

In the case of quoting Statistics Poland data, please provide information: "Source of data: Statistics Poland", and in the case of publishing calculations made on data published by Statistics Poland, please provide information: "Own elaboration based on Statistics Poland data".

Prepared by:  
**Enterprises Department**

**Director Katarzyna Walkowska**

Phone: (+48 22) 608 31 25

Issued by:  
**Press Office**

Mobile: (+48) 695 255 032

Phone: (+48 22) 608 38 04, (+48 22) 449 41 45,  
(+48 22) 608 30 09

**e-mail: [obslugaprasowa@stat.gov.pl](mailto:obslugaprasowa@stat.gov.pl)**



[stat.gov.pl/en/](http://stat.gov.pl/en/)



[@StatPoland](https://twitter.com/StatPoland)



[@GlownyUrzadStatystyczny](https://www.facebook.com/GlownyUrzadStatystyczny)



[gus\\_stat](https://www.instagram.com/gus_stat)



[glownyurządstatystycznygus](https://www.youtube.com/glownyurządstatystycznygus)



[glownyurządstatystyczny](https://www.linkedin.com/company/glownyurządstatystyczny)

#### **Related information**

[Structural business statistics in 2019](#)

[Structural business statistics in 2020](#)

[Structural business statistics in 2021](#)

#### **Data available in databases**

<https://ec.europa.eu/eurostat/data/database>