

Structural business statistics in 2021

23.08.2023

 **20.1%**

Increase in the value of turnover y/y

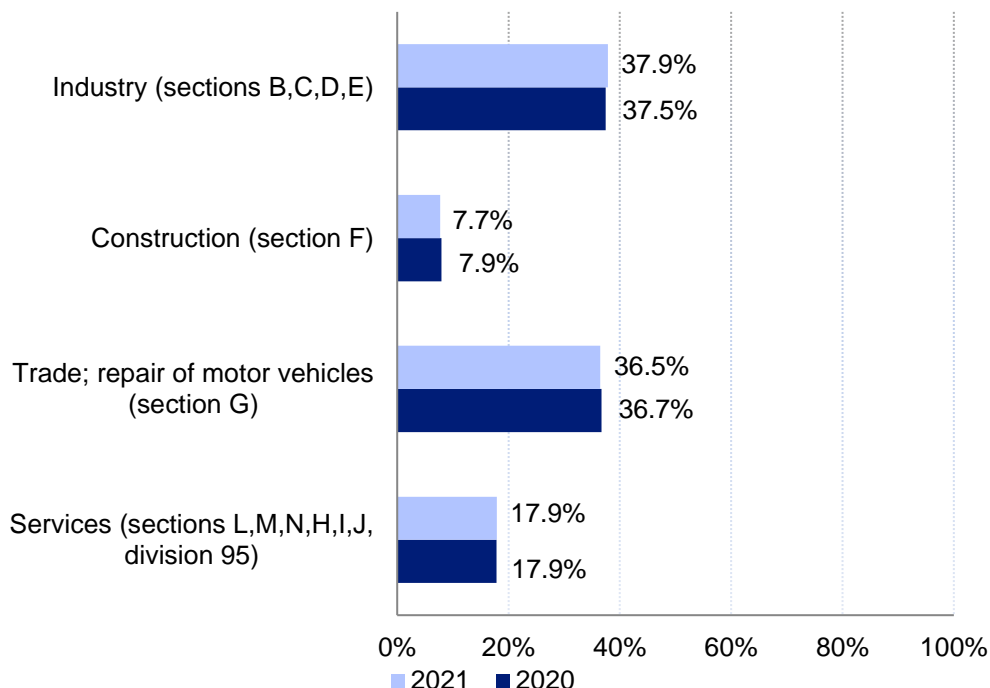
In 2021, the turnover of enterprises covered by the survey of structural business statistics reached 6,123.7 bn PLN (20.1% more than in 2020).

According to the survey of structural business statistics, in 2021¹ the number of active enterprises increased by 5.4% per annum and amounted to 2,177 thousand units. The increase in the number of enterprises was recorded in all sectors in construction (by 7.7%), services (by 7.1%), trade; repair of motor vehicles (by 2.3%) and industry (by 2.2%).

The number of persons employed increased by 2.2% in 2021 compared to the previous period and amounted to 10,217.2 thousand people, the largest decrease in the number of persons employed was in construction (by 5.0%). The turnover of enterprises covered by the survey of structural business statistics in 2021 amounted to 6,123.7 bn PLN (i.e. 20.1% more than in 2020). The increase in the value of turnover was recorded in all sectors: in industry (by 21.4%), in services (by 20.5%), in trade; repair of motor vehicles (by 19.3%) and in construction (by 16.9%).

The largest increase in turnover was in construction (by 7.7% compared to 2020)

Chart 1. Structural business statistics — the structure of turnover by kinds of activity



¹ Sections PKD: B (Mining and quarrying) to N (Administrative and support service activities) and division 95 (Repair and maintenance of computers and personal and household goods), excluding section K (Financial and insurance activities).

Chart 2. Structural business statistics – the structure of production by kinds of activity

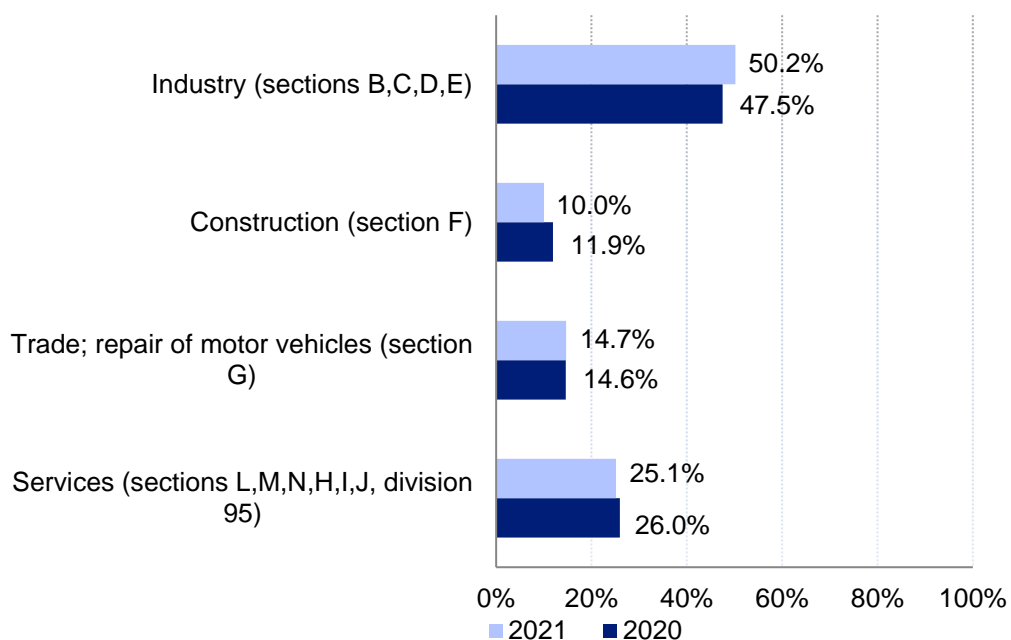


Table 1.1 Structural business statistics – basic data by kinds of activity

SPECIFICATION	2020		2021	
	Number of enterprises	Number of persons employed	Number of enterprises	Number of persons employed
Total	2 066 209	9 996 913	2 177 186	10 217 156
Industry (sections B,C,D,E)	253 704	3 295 237	259 348	3 338 163
Construction (section F)	387 740	1 115 455	417 438	1 170 955
Trade; repair of motor vehicles (section G)	530 930	2 386 186	543 191	2 423 534
Services (sections L,M,N,H,I,J, division 95)	893 835	3 200 035	957 209	3 284 504

Table 1.2 Structural business statistics – basic data by kinds of activity

SPECIFICATION	2020		2021	
	Turnover	Production value	Turnover	Production value
	in bn PLN			
Total	5 098.0	3 398.9	6 123.7	3 859.1
Industry (sections B,C,D,E)	1 910.0	1 614.6	2 318.4	1 936.1
Construction (section F)	405.2	404.3	473.9	386.7
Trade; repair of motor vehicles (section G)	1 872.4	497.5	2 234.3	566.0
Services (sections L,M,N,H,I,J, division 95)	910.4	882.4	1 097.1	970.2

Table 2. Structural business statistics – dynamics by kinds of activity (2020 = 100)

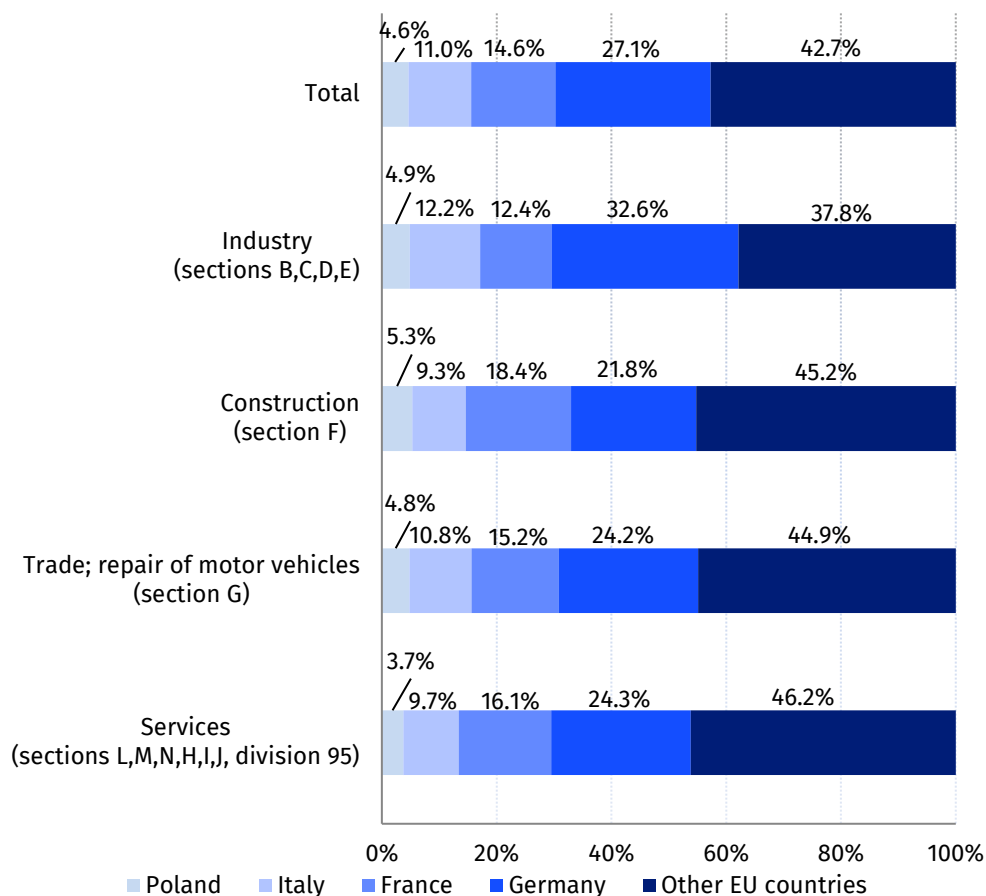
SPECIFICATION	2021			
	Number of enterprises	Number of persons employed	Turnover	Production value
	previous year = 100			
Total	105.4	102.2	120.1	113.5
Industry (sections B,C,D,E)	102.2	101.3	121.4	119.9
Construction (section F)	107.7	105.0	116.9	95.6
Trade; repair of motor vehicles (section G)	102.3	101.6	119.3	113.8
Services (sections L,M,N,H,I,J, division 95)	107.1	102.6	120.5	109.9

Structural business statistics – Poland compared to the European Union in 2019²

In 2020, enterprises operating in Poland accounted for 8.8% of all enterprises in the European Union (EU), and their share in the turnover was 4.6%. The shares of the production value and the number of persons employed amounted to 4.5% and 7.8%, respectively. In particular kinds of activity, the highest shares of turnover and production value compared to the European Union countries were recorded in construction and they amounted to 5.3% and 5.5%, respectively. Also in terms of the number of enterprises the largest share was recorded in construction and amounted to 11,0%, the largest share of persons employed were recorded in industry and amounted to 10.1%.

In 2020, enterprises operating in Poland accounted for 8.8% of all enterprises in the European Union, and their share in the turnover was 4.6%

Chart 3. Share of turnover of enterprises operating in Poland compared to the EU in 2020



² The latest available data for the European Union (27 countries **excluding** United Kingdom of Great Britain and Northern Ireland) referred to the reference year 2020.

Chart 4. Share of the production value of enterprises operating in Poland compared to the EU in 2020

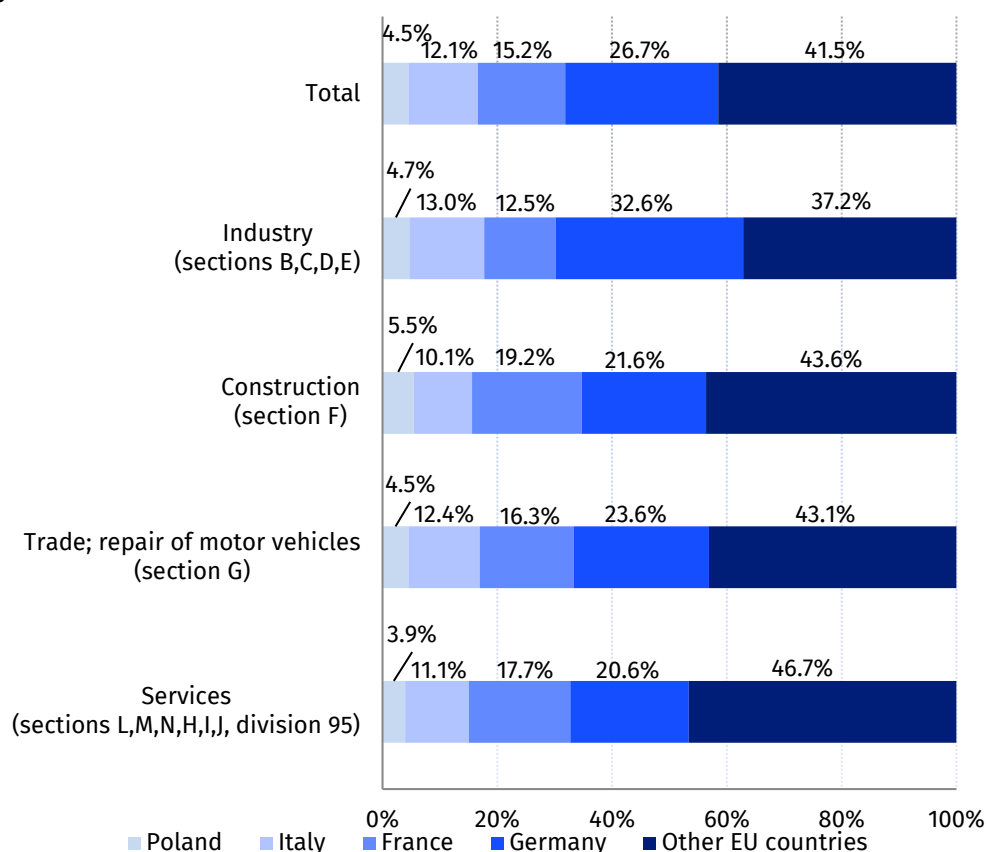


Table 3.1 Enterprises operating in Poland compared to the European Union in 2020

SPECIFICATION	Poland		European Union	
	Number of enterprises	Number of persons employed	Number of enterprises	Number of persons employed
Total	2 066 209	9 996 913	23 382 451	127 631 491
Industry (sections B,C,D,E)	253 704	3 295 237	2 323 831	32 690 531
Construction (section F)	387 740	1 115 455	3 536 996	12 884 653
Trade; repair of motor vehicles (section G)	530 930	2 386 186	5 686 112	29 203 293
Services (sections ,M,N,H,I,J, division 95)	893 835	3 200 035	11 835 512	52 853 014

Table 3.2 Enterprises operating in Poland compared to the European Union in 2020

SPECIFICATION	Poland		European Union	
	Turnover	Production value	Turnover	Production value
	in bn EUR			
Total	1 147.4	765.0	24 772.5	16 967.0
Industry (sections B,C,D,E)	429.9	363.4	8 809.1	7 773.6
Construction (section F)	91.2	91.0	1715.2	1 664.2
Trade; repair of motor vehicles (section G)	421.4	112.0	8 745.0	2 473.1
Services (sections L,M,N,H,I, division 95)	204.9	198.6	5503.2	5056.1

Data for 2021 presented in this news release was prepared in accordance with the new guidelines and definitions of variables (i.e. number of enterprises, number of employees, turnover, production value) contained in the Commission Implementing Regulation (EU) 2020/1197 of 30 July 2020 laying down technical specifications and arrangements pursuant to Regulation (EU) 2019/2152 of the European Parliament and of the Council on European business statistics repealing 10 legal acts in the field of business statistics ([link](#)).

Data for the previous year were prepared in accordance with the guidelines applicable until 2020, contained in Commission Regulation (EC) No 250/2009 of 11 March 2009 implementing Regulation (EC) 295/2008 of the European Parliament and of the Council as regards the definitions of characteristics, the technical format for the transmission of data, the double reporting requirements for NACE Rev. 1.1 and NACE Rev. 2 and derogations to be granted for structural business statistics ([link](#)).

In the data presented in this information for 2021, in comparison to 2020 data, changes in methodology of calculating the variables were the most influential on production value.

Regulation (EU) 2019/2152 of the European Parliament and of the Council of 27 November 2019 on European business statistics, repealing 10 legal acts in the field of business statistics (Text with EEA relevance) ([link](#)) on the basis of which the data for 2021 were prepared, extended the scope of collected data for structural statistics to include sections PKD P (Education), Q (Human health and social work activities), R (Arts, entertainment and recreation), K (Financial and insurance activities) and division 96 (Other service activities). In order to maintain comparability with the data for 2020, these sections have not been presented in this news release, they are included only in the tabular annex.

The data refer to the statistical unit "enterprise", which is the smallest combination of related legal units, i.e. an organizational unit producing goods and services that benefits from a certain degree of decision-making autonomy in particular as regards the allocation of its current resources. An enterprise may carry out one or more activities at one or more locations in particular, the enterprise may consist of a single legal unit. The definition of the statistical unit "enterprise" is included in Council Regulation (EEC) No 696/93 of March 15, 1993 on the statistical units for the observation and analysis of the production system in the Community ([link](#)).

The values of the variables "turnover" and "production" were subject to the consolidation process, i.e. they were decreased by the value of internal transactions between the legal units making up the statistical unit "enterprise".

The following kinds of activity have been distinguished in the news release (in accordance with the Polish Classification of Activities PKD):

- "Industry" which covers PKD sections from B (Mining and quarrying) to E (Water supply; sewerage, waste management and remediation activities);
- "Construction" - section F (Construction);
- "Trade; repair of motor vehicles" - section G (Wholesale and retail trade; repair of motor vehicles and motorcycles);
- "Services", which include PKD sections from H (Transportation and storage) to J (Information and communication) and from L (Real estate activities) to N (Administrative and support services activities), as well as division 95 of section S (Repair and maintenance of computers and personal and household goods).

The sources of data for this study was information obtained within Statistics Poland surveys on the following reports: SP – annual business survey, SP-3 – report on business activity of enterprises, F-01/I-01 – quarterly report on revenues, costs and financial result and on outlays on fixed assets, DG-1 – report on economic activity, Z-06 – report on working wages and working time, GP – statistical report for enterprise groups. In the process of data preparation, data from the tax system of the Ministry of Finance and data on persons employed from the information system of the Social Insurance Institution was also used.

In the case of quoting Statistics Poland data, please provide information: "Source of data: Statistics Poland", and in the case of publishing calculations made on data published by Statistics Poland, please provide information: "Own elaboration based on Statistics Poland data".


Prepared by:
Enterprises Department
Director Katarzyna Walkowska
Phone: (+48 22) 608 31 25

Issued by:
**The Spokesperson for the President
of Statistics Poland**
Karolina Banaszek
Phone: (+48) 695 255 011

Press Office

Phone: (+48 22) 608 38 04

e-mail: obslugaprasowa@stat.gov.pl

-  www.stat.gov.pl/en/
-  [@StatPoland](https://twitter.com/StatPoland)
-  [@GlownyUrzadStatystyczny](https://www.facebook.com/GlownyUrzadStatystyczny)
-  [gus_stat](https://www.instagram.com/gus_stat)
-  [glownyurządstatystycznygus](https://www.youtube.com/glownyurządstatystycznygus)
-  [glownyurządstatystyczny](https://www.linkedin.com/company/glownyurządstatystyczny)

Related information

[Structural business statistics in 2019](#)

[Structural business statistics in 2020](#)

Data available in databases

<https://ec.europa.eu/eurostat/data/database>