

12.02.2025

Registrations and bankruptcies of enterprises in the fourth quarter of 2024


7.3%

Decrease in the number of registrations of enterprises in the fourth quarter of 2024 compared to the corresponding period of the previous year

In the fourth quarter of 2024, there were 82 029 registrations of enterprises recorded i.e. 7.3% less than in the corresponding period of previous year and 95 enterprises declared bankruptcy i.e. 3.0% less than in the fourth quarter of 2023.

Registrations of enterprises

The number of registrations of enterprises in the fourth quarter of 2024 was 82 029 compared to 88 505 in the same period of the previous year. By kind of activity, a decrease in the number of registrations was recorded in all sections, with the largest decrease in information and communication (by 17.7%), industry (by 12.1%) and construction (by 9.4%).

Analyzing the distinguished legal forms, an increase in registrations was observed for five of them, i.e. for civil law partnerships, professional partnerships, simple joint stock companies, public limited partnerships and cooperatives. In the case of other legal forms, there was a decrease in registrations, including for general partnerships and limited partnerships by over 20%, and for the largest groups – natural persons conducting economic activity and limited liability companies, by 8.3% and 2.9%, respectively.

Natural persons conducting economic activity accounted for 81.7% of all registrations, and limited liability companies accounted for 15.9% (in the fourth quarter of 2023, the shares were 82.5% and 15.2%, respectively).

In the whole year 2024, 347 043 registrations were recorded, i.e. by 3.5% less than in 2023.

In the fourth quarter of 2024, the greatest decrease in the number of registrations (by 17.7%) was noticed in information and communication

Chart 1. Number of registrations of enterprises

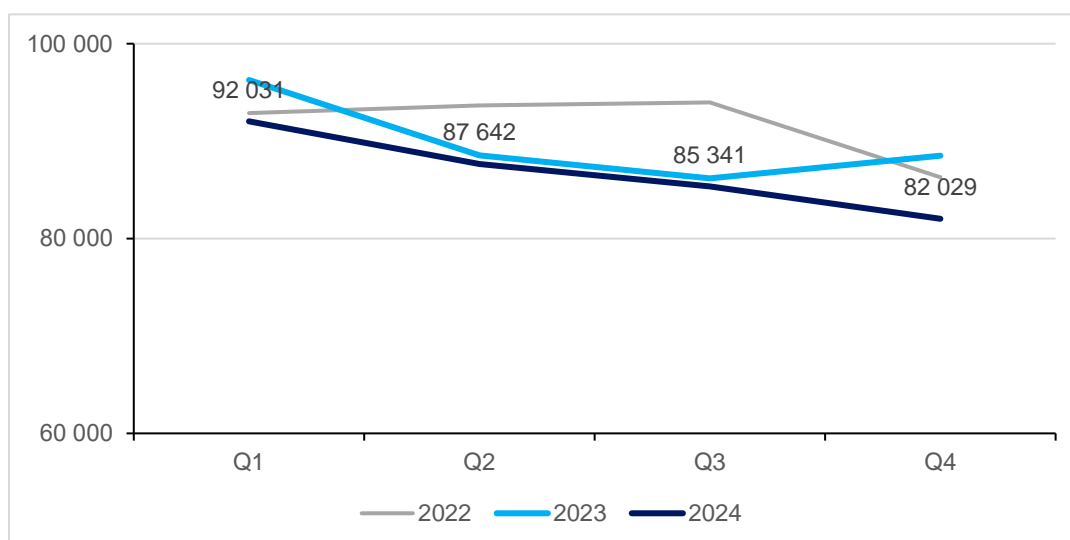
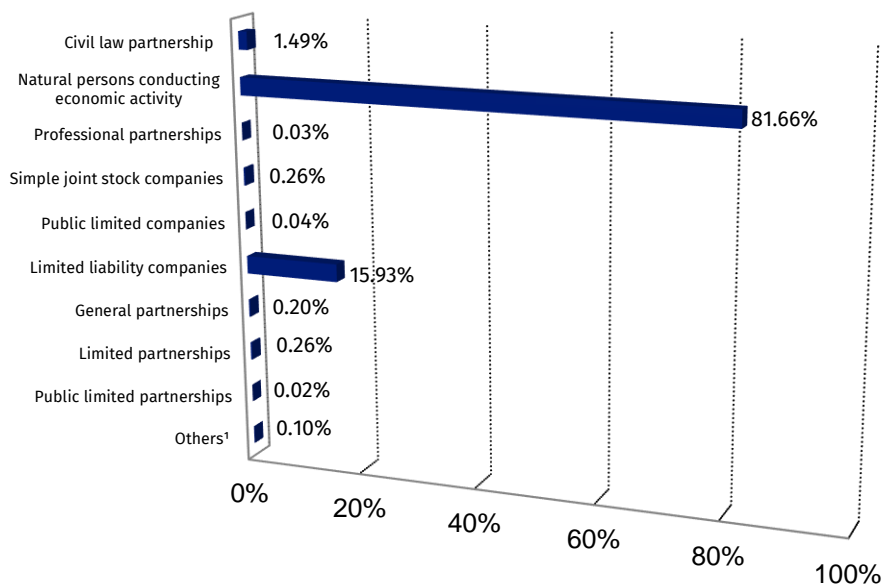


Chart 2. Structure of registrations of enterprises by legal forms in the fourth quarter of 2024



¹Item "Others" includes: cooperatives; branches of foreign enterprises; companies provided for in provisions other than the Commercial Companies Code and the Civil Code or legal forms to which the provisions on companies apply; foreign enterprises; state-owned enterprises; entities with no specific legal form.

Bankruptcies of enterprises

The number of corporate bankruptcies in the fourth quarter of 2024 was 95 and was by 3.0% lower than in the corresponding period of the previous year. A lower number of bankruptcies was recorded in most of analyzed sections: information and communication (2 vs. 4), trade; repair of motor vehicles (26 vs. 29), construction (9 vs. 12), accommodation and catering (2 vs. 7) and services (10 vs. 17). An increase in the number of bankruptcies was recorded in industry (33 vs. 26) and transportation and storage (11 vs. 2).

In terms of legal forms, a lower number of bankruptcies was recorded for natural persons conducting economic activity (3 vs. 7), general partnerships (1 vs. 7) and limited partnerships (6 vs. 8). An increase in bankruptcies was noticed in the case of limited liability companies – the largest group in terms of legal form (76 vs. 69) and cooperatives (3 vs.1).

Among the enterprises for which bankruptcy was declared, 80.0% were limited liability companies (compared to the share of 70.4% in the fourth quarter of 2023).

In the whole year 2024, 391 bankruptcies were recorded, i.e. 3.2% less than in 2023.

In the fourth quarter of 2024, the number of bankruptcies of enterprises decreased by 3.0% compared to the corresponding period of the previous year

Chart 3. Number of enterprises that declared bankruptcy

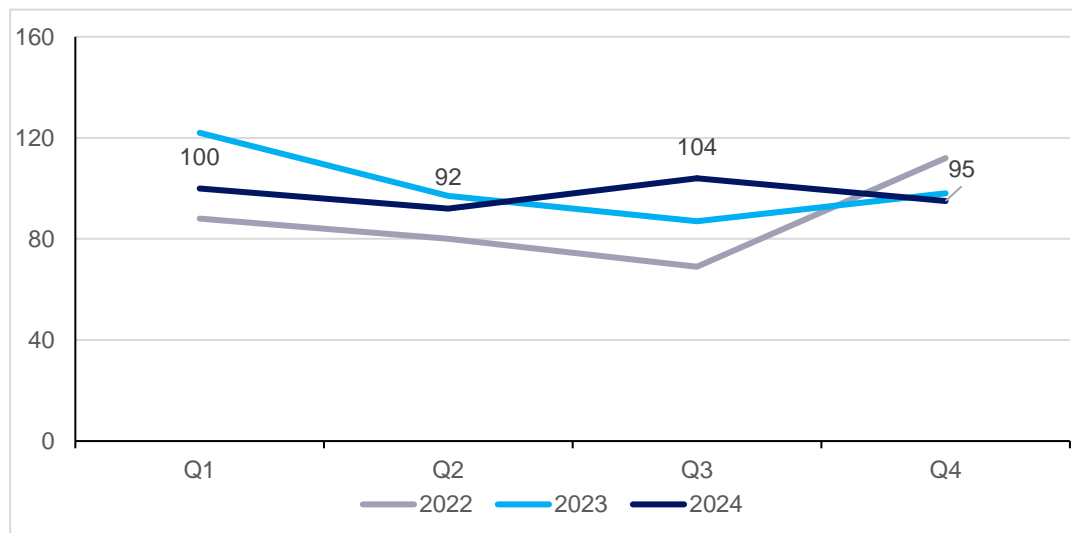
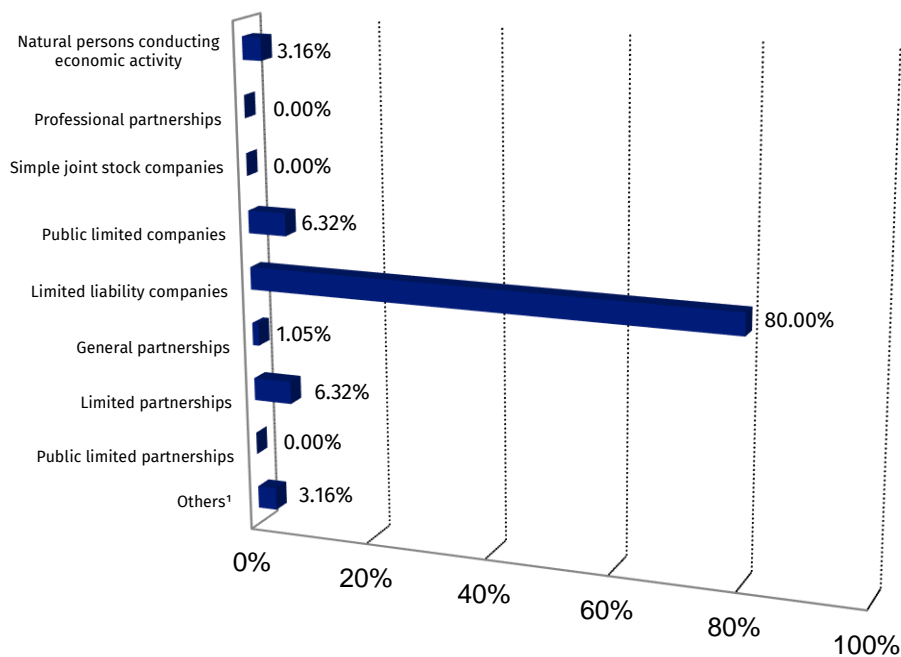


Chart 4. Structure of enterprises that declared bankruptcy, by legal form, in the fourth quarter of 2024



¹Item "Others" includes the following legal forms: cooperatives; branches of foreign enterprises; companies provided for in provisions other than the Commercial Companies Code and the Civil Code or legal forms to which the provisions on companies apply; foreign enterprises; state-owned enterprises; entities with no specific legal form.

The data presented in this study are prepared in accordance with the guidelines developed by Eurostat and include information on registration and bankruptcy of enterprises (defined as a single legal unit) with a predominant type of activity classified as, according to NACE Rev. 2, sections from B (mining and quarrying) to S (other service activities), excluding section O (public administration and defence; compulsory social security) and division 94 (activities of membership organisations).

By legal form, the data include the: civil partnerships operating based on a contract concluded in accordance with the Civil Code, natural persons conducting economic activity, professional partnerships, public limited companies, simple joint stock companies, limited liability companies, general partnerships, limited partnerships, public limited partnerships, cooperatives, branches of foreign enterprises, companies provided for in provisions other than the Commercial Companies Code and the Civil Code or legal forms to which the provisions on companies apply, foreign enterprises, state-owned enterprises, entities with no specific legal form.

In the study, there are additional forms of grouping introduced apart from the generally classification:

- "industry" including sections: mining and quarrying (section B), manufacturing (section C), electricity, gas steam and air conditioning supply (section D), water supply; sewerage, waste management and remediation activities (section E);
- "services" including sections: financial and insurance activities (section K), real estate services (section L), professional, scientific and technical activities (section M), administrative and support service activities (section N);
- "other sections" including sections: education (section P), human health and social work activities (section Q), arts, entertainment and recreation (section R), other service activities (section S excluding division 94 activities of membership organisations).

The number of bankruptcies in a given quarter applies to enterprises against which a decision on declaration of bankruptcy has been issued by a competent District Court in a given quarter.

The number of registrations in a given quarter applies to enterprises that were registered in the National Official Registry of Entities of the National Economy (REGON) in a given quarter. The registrations also include natural persons that terminated than restarted economic activity.

Symbols:

(-) magnitude zero

(.) data not available, classified data (statistical confidentiality) or providing data impossible or purposeless

In case of quoting Statistics Poland data, please provide information: "Source of data: Statistics Poland", and in case of publishing calculations made on data published by Statistics Poland, please include the following disclaimer: "Own study based on figures from Statistics Poland".

TABULAR ANNEX

Table 1. Number of registrations of enterprises

SPECIFICATION	2023				2024			
	Q1	Q2	Q3	Q4	Q1	Q2	Q3	Q4
TOTAL	96 274	88 549	86 179	88 505	92 031	87 642	85341	82029
Industry (sections B,C,D,E)	7 404	6 985	6 765	6 498	6 782	6 804	6228	5715
Construction (section F)	19 028	17 911	17 470	15 621	17 893	17 947	16472	14154
Trade; repair of motor vehicles (section G)	16 483	14 214	13 851	14 505	15 736	13 528	13315	13212
Transportation and storage (section H)	6 187	5 426	5 003	5 145	5 986	5 392	5447	4700
Accommodation and catering (section I)	3 048	3 789	2 827	2 560	2 940	3 737	2959	2420
Information and communication (section J)	10 250	8 871	7 934	8 201	8 069	7 023	7031	6752
Services (sections K,L,M,N)	20 108	18 441	18 374	19 751	20 527	19 329	18952	18928
Other sections (P,Q,R,S excluding division 94)	13 766	12 912	13 955	16 224	14 098	13 882	14937	16148

Table 2. Number of registrations of enterprises by legal form

SPECIFICATION	2023				2024			
	Q1	Q2	Q3	Q4	Q1	Q2	Q3	Q4
TOTAL	96 274	88 549	86 179	88 505	92 031	87 642	85 341	82 029
Civil law partnerships	1 370	1 041	1 074	1 208	1 208	949	1 033	1 225
Natural persons conducting economic activity	80 028	74 603	71 656	73 004	74 803	73 579	70 643	66 982
Professional partnerships	26	22	23	18	32	25	19	25
Public limited companies	33	29	23	34	32	36	19	29
Simple joint stock companies	248	221	205	212	231	183	205	217
Limited liability companies	13 922	12 089	12 680	13 462	15 133	12 388	12 990	13 068
General partnerships	221	222	192	211	237	181	177	168
Limited partnerships	277	207	231	272	236	201	173	215
Public limited partnerships	19	20	11	11	19	12	9	15
Cooperatives	16	11	13	13	16	15	16	31
Branches of foreign enterprises	79	60	59	48	46	51	48	46
Others, including without specific legal form ¹	35	24	12	12	38	22	9	8

¹Item includes: companies provided for in the provisions of acts other than the Code of Commercial Companies and the Civil Code or legal forms, to which regulations on companies apply, foreign companies, state-owned enterprises, without specific legal form.

Table 3. Number of bankruptcies of enterprises

SPECIFICATION	2023				2024			
	Q1	Q2	Q3	Q4	Q1	Q2	Q3	Q4
TOTAL	122	97	87	98	100	92	104	95
Industry (sections B,C,D,E)	26	30	23	26	23	20	26	33
Construction (section F)	23	9	15	12	18	13	17	9
Trade; repair of motor vehicles (section G)	27	18	20	29	19	26	19	26
Transportation and storage (section H)	1	7	4	2	6	4	8	11
Accommodation and catering (section I)	9	5	1	7	4	3	2	2
Information and communication (section J)	5	2	9	4	5	2	6	2
Services (sections K,L,M,N)	25	16	14	17	20	21	23	10
Other sections (P,Q,R,S excluding division 94)	6	10	1	1	5	3	3	2

Table 4. Number of bankruptcies of enterprises by legal form

SPECIFICATION	2023				2024			
	Q1	Q2	Q3	Q4	Q1	Q2	Q3	Q4
TOTAL	122	97	87	98	100	92	104	95
Natural persons conducting economic activity	15	11	7	7	5	4	6	3
Professional partnerships	0	0	0	0	0	0	0	0
Public limited companies	8	6	8	6	5	5	5	6
Simple joint stock companies	0	0	0	0	0	0	0	0
Limited liability companies	87	72	57	69	78	70	83	76
General partnerships	1	0	3	7	1	3	3	1
Limited partnerships	7	7	5	8	10	9	4	6
Public limited partnerships	1	0	5	0	1	1	1	0
Cooperatives	3	1	2	1	0	0	2	3
Branches of foreign enterprises	0	0	0	0	0	0	0	0
Others, including without specific legal form ¹	0	0	0	0	0	0	0	0

¹Item includes: companies provided for in the provisions of acts other than the Code of Commercial Companies and the Civil Code or legal forms, to which regulations on companies apply, foreign companies, state-owned enterprises, without specific legal form.

Prepared by:
Enterprises Department

Director Katarzyna Walkowska

Phone: (+48 22) 608 31 25

Issued by:
Press Office

Mobile: (+48) 695 255 032

Phone: (+48 22) 608 38 04, (+48 22) 449 41 45,
(+48 22) 608 30 09

e-mail: obslugaprasowa@stat.gov.pl



stat.gov.pl/en/



[@StatPoland](https://twitter.com/StatPoland)



[@GlownyUrzadStatystyczny](https://www.facebook.com/GlownyUrzadStatystyczny)



[gus_stat](https://www.instagram.com/gus_stat)



[glownyurządstatystycznygus](https://www.youtube.com/glownyurządstatystyczny)



[glownyurządstatystyczny](https://www.linkedin.com/company/glownyurządstatystyczny)

Related information

[Registrations and bankruptcies of enterprises in the first quarter of 2021](#)

[Registrations and bankruptcies of enterprises in the second quarter of 2021](#)

[Registrations and bankruptcies of enterprises in the third quarter of 2021](#)

[Registrations and bankruptcies of enterprises in the fourth quarter of 2021](#)

[Registrations and bankruptcies of enterprises in the first quarter of 2022](#)

[Registrations and bankruptcies of enterprises in the second quarter of 2022](#)

[Registrations and bankruptcies of enterprises in the third quarter of 2022](#)

[Registrations and bankruptcies of enterprises in the fourth quarter of 2022](#)

[Registrations and bankruptcies of enterprises in the first quarter of 2023](#)

[Registrations and bankruptcies of enterprises in the second quarter of 2023](#)

[Registrations and bankruptcies of enterprises in the third quarter of 2023](#)

[Registrations and bankruptcies of enterprises in the fourth quarter of 2023](#)

[Registrations and bankruptcies of enterprises in the first quarter of 2024](#)

[Registrations and bankruptcies of enterprises in the second quarter of 2024](#)

[Registrations and bankruptcies of enterprises in the third quarter of 2024](#)