

Registrations and bankruptcies of enterprises in the second quarter of 2024

12.08.2024



1.0%

Decrease in the number of registrations of enterprises in the second quarter of 2024 compared to the corresponding period of previous year

In the second quarter of 2024, there were 87 642 registrations of enterprises recorded i.e. 1.0% less than in the corresponding period of previous year and 92 enterprises declared bankruptcy i.e. 5.2% less than in the second quarter of 2023.

Registrations of enterprises

The number of registrations of enterprises in the second quarter of 2024 amounted to 87 642 compared to 88 549 in the corresponding period of previous year. The greatest decrease was observed in: information and communication (by 20.8%) and trade; repair of motor vehicles (by 4.8%). An increase in the number of registrations of enterprises was recorded in construction (by 0.2%), services (by 4.8%) and other sections (by 7.5%).

Regarding the legal forms, in the second quarter of 2024, a decrease was observed in most of legal forms, including natural persons conducting economic activity (by 1.37%) and public limited partnerships (by 40.0%). An increase of registrations was noticed in the case of public limited companies (by 24.1%), professional partnerships (by 13.6%), limited liability companies (by 2.5%) and cooperatives (by 36.3%).

In the second quarter of 2024, 84.0% of all registrations of enterprises concerned natural persons conducting economic activity and 14.1% limited liability companies (in the second quarter of 2023 the shares were 84.3% and 13.7%, respectively).

In the second quarter of 2024, the greatest decrease in the number of registrations (by 20.8 %) was noticed in information and communication

Chart 1. Number of registrations of enterprises

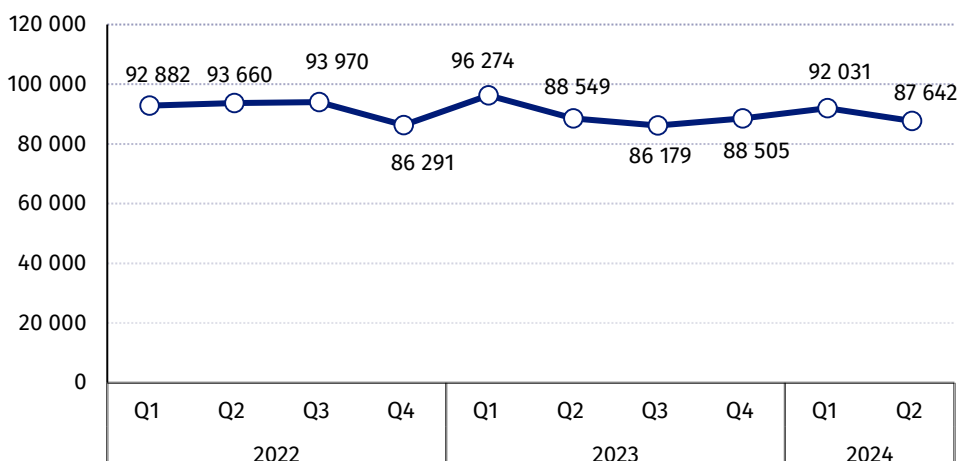
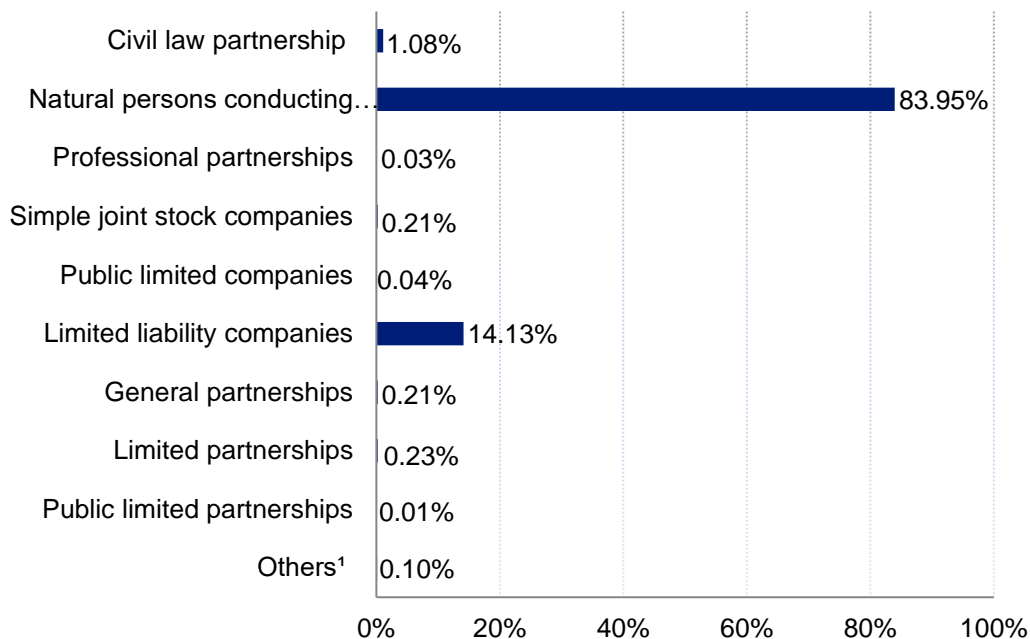


Chart 2. Structure of registrations of enterprises by legal forms in the second quarter of 2024



¹Item includes: state-owned enterprises; cooperatives; branches of foreign enterprises; companies provided for in provisions other than the Commercial Companies Code and the Civil Code or legal forms to which the provisions on companies apply; foreign enterprises; entities with no specific legal form.

Bankruptcies of enterprises

In the second quarter of 2024, a number of enterprises that declared bankruptcy amounted to 92 and was 5.2% lower than in the corresponding period of previous year. A decrease in the number of entities that declared bankruptcy was recorded in: industry (20 vs. 30), transportation and storage (4 vs. 7), accommodation and catering (3 vs. 5) and other section (3 vs. 10). An increase was noticed in construction (13 vs. 9), trade; repair of motor vehicles (26 vs. 18) and services (21 vs. 16). In information and communication the number of bankruptcies remained at the same level (2).

In terms of legal forms, a lower number of bankruptcies was recorded in: limited liability companies (70 vs. 72), natural persons conducting an economic activity (4 vs. 11), public limited companies (5 vs. 6) and cooperatives (0 vs. 1). A higher number of bankruptcies was recorded in limited partnerships (9 vs. 7), general partnerships (3 vs. 0) and public limited partnerships (1 vs. 0).

Among the enterprises for which bankruptcy was declared, 76.1% were limited liability companies (compared to 74.2% in the second quarter of 2023) and 9.8% were limited partnerships (compared to 7.2% in the second quarter of 2023).

In the second quarter of 2024, the number of bankruptcies of enterprises decreased by 5.2% compared to the corresponding period of previous year

Chart 3. Number of enterprises that declared bankruptcy

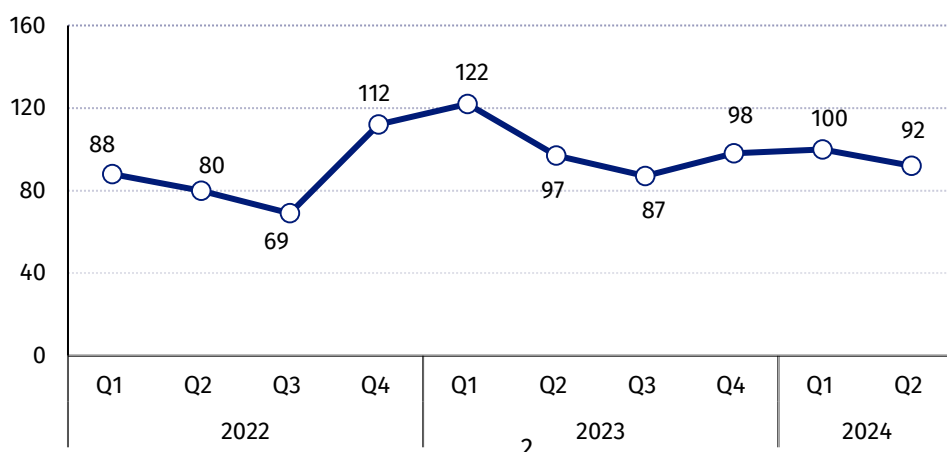
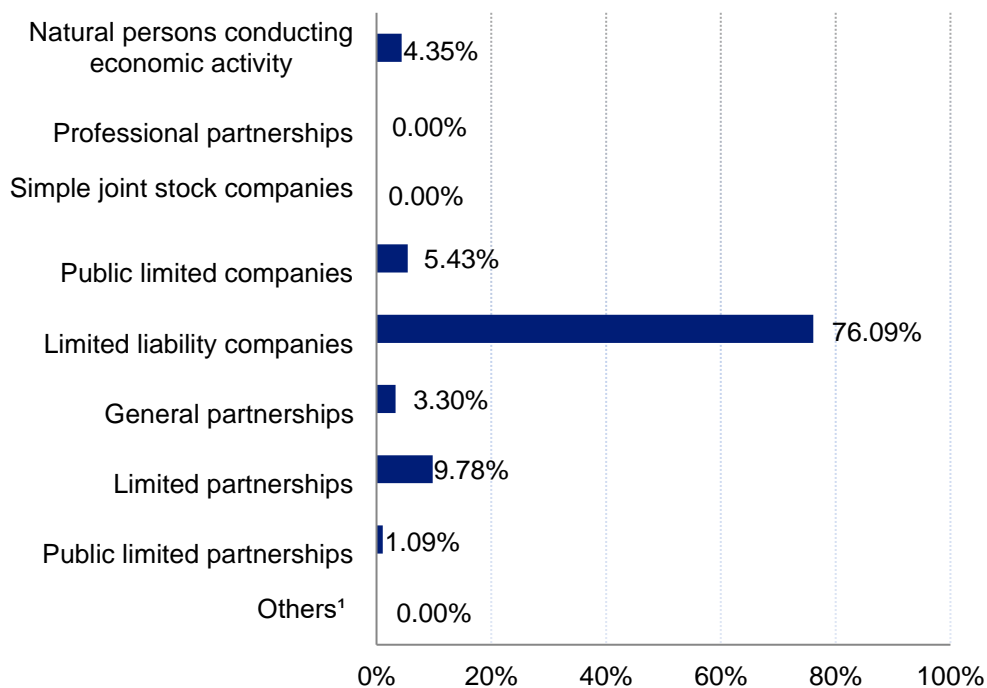


Chart 4. Structure of enterprises that declared bankruptcy, by legal form, in the second quarter of 2024



¹"Others" includes the following legal forms: state-owned enterprises; cooperatives; branches of foreign enterprises; companies provided for in provisions other than the Commercial Companies Code and the Civil Code or legal forms to which the provisions on companies apply; foreign enterprises; entities with no specific legal form.

The data presented in this study are prepared in accordance with the guidelines developed by Eurostat and include information on registration and bankruptcy of enterprises (defined as a single legal unit) with a predominant type of activity classified as, according to NACE Rev. 2, sections from B (mining and quarrying) to S (other service activities), excluding section O (public administration and defence; compulsory social security) and division 94 (activities of membership organisations).

By legal form, the data include the: civil partnerships operating based on a contract concluded in accordance with the Civil Code, natural persons conducting economic activity, professional partnerships, public limited companies, simple joint stock companies, limited liability companies, general partnerships, limited partnerships, public limited partnerships, state enterprises, cooperatives, branches of foreign enterprises, companies provided for in provisions other than the Commercial Companies Code and the Civil Code or legal forms to which the provisions on companies apply, foreign enterprises, entities with no specific legal form.

In the study, there are additional forms of grouping introduced apart from the generally classification:

- "industry" including sections: mining and quarrying (section B), manufacturing (section C), electricity, gas steam and air conditioning supply (section D), water supply; sewerage, waste management and remediation activities (section E);
- "services" including sections: financial and insurance activities (section K), real estate services (section L), professional, scientific and technical activities (section M), administrative and support service activities (section N);

- "other sections" including sections: education (section P), human health and social work activities (section Q), arts, entertainment and recreation (section R), other service activities (section S excluding division 94 activities of membership organisations).

Symbols:

(-) magnitude zero

(.) data not available, classified data (statistical confidentiality) or providing data impossible or purposeless

The number of bankruptcies in a given quarter applies to enterprises against which a decision on declaration of bankruptcy has been issued by a competent District Court in a given quarter.

The number of registrations in a given quarter applies to enterprises that were registered in the National Official Registry of Entities of the National Economy (REGON) in a given quarter. The registrations also include natural persons that terminated than restarted economic activity.

In case of quoting Statistics Poland data, please provide information: "Source of data: Statistics Poland", and in case of publishing calculations made on data published by Statistics Poland, please include the following disclaimer: "Own study based on figures from Statistics Poland".

TABULAR ANNEX

Table 1. Number of registrations of enterprises

SPECIFICATION	2023				2024	
	Q1	Q2	Q3	Q4	Q1	Q2
TOTAL	96 274	88 549	86 179	88 505	92 031	87 642
Industry (sections B,C,D,E)	7 404	6 985	6 765	6 498	6 782	6 804
Construction (section F)	19 028	17 911	17 470	15 621	17 893	17 947
Trade; repair of motor vehicles (section G)	16 483	14 214	13 851	14 505	15 736	13 528
Transportation and storage (section H)	6 187	5 426	5 003	5 145	5 986	5 392
Accommodation and catering (section I)	3 048	3 789	2 827	2 560	2 940	3 737
Information and communication (section J)	10 250	8 871	7 934	8 201	8 069	7 023
Services (sections K,L,M,N)	20 108	18 441	18 374	19 751	20 527	19 329
Other sections (P,Q,R,S excluding division 94)	13 766	12 912	13 955	16 224	14 098	13 882

Table 2. Number of registrations of enterprises by legal form

SPECIFICATION	2023				2024	
	Q1	Q2	Q3	Q4	Q1	Q2
TOTAL	96 274	88 549	86 179	88 505	92 031	87 642
Civil law partnerships	1 370	1 041	1 074	1 208	1 208	949
Natural persons conducting economic activity	80 028	74 603	71 656	73 004	74 803	73 579
Professional partnerships	26	22	23	18	32	25
Public limited companies	33	29	23	34	32	36
Simple joint stock companies	248	221	205	212	231	183
Limited liability companies	13 922	12 089	12 680	13 462	15 133	12 388
General partnerships	221	222	192	211	237	181
Limited partnerships	277	207	231	272	236	201
Public limited partnerships	19	20	11	11	19	12
State-owned enterprises	0	0	0	0	0	0
Cooperatives	16	11	13	13	16	15
Branches of foreign enterprises	79	60	59	48	46	51
Others, including without specific legal form ¹	35	24	12	12	38	22

¹Item includes: companies provided for in the provisions of acts other than the Code of Commercial Companies and the Civil Code or legal forms, to which regulations on companies apply, foreign companies, without specific legal form.

Table 3. Number of bankruptcies of enterprises

SPECIFICATION	2023				2024	
	Q1	Q2	Q3	Q4	Q1	Q2
TOTAL	122	97	87	98	100	92
Industry (sections B,C,D,E)	26	30	23	26	23	20
Construction (section F)	23	9	15	12	18	13
Trade; repair of motor vehicles (section G)	27	18	20	29	19	26
Transportation and storage (section H)	1	7	4	2	6	4
Accommodation and catering (section I)	9	5	1	7	4	3
Information and communication (section J)	5	2	9	4	5	2
Services (sections K,L,M,N)	25	16	14	17	20	21
Other sections (P,Q,R,S excluding division 94)	6	10	1	1	5	3

Table 4. Number of bankruptcies of enterprises by legal form

SPECIFICATION	2023				2024	
	Q1	Q2	Q3	Q4	Q1	Q2
TOTAL	122	97	87	98	100	92
Natural persons conducting economic activity	15	11	7	7	5	4
Professional partnerships	0	0	0	0	0	0
Public limited companies	8	6	8	6	5	5
Simple joint stock companies	0	0	0	0	0	0
Limited liability companies	87	72	57	69	78	70
General partnerships	1	0	3	7	1	3
Limited partnerships	7	7	5	8	10	9
Public limited partnerships	1	0	5	0	1	1
State-owned enterprises	0	0	0	0	0	0
Cooperatives	3	1	2	1	0	0
Branches of foreign enterprises	0	0	0	0	0	0
Others, including without specific legal form ¹	0	0	0	0	0	0

¹Item includes: companies provided for in the provisions of acts other than the Code of Commercial Companies and the Civil Code or legal forms, to which regulations on companies apply, foreign companies, without specific legal form.

Prepared by:
Enterprises Department

Director Katarzyna Walkowska

Phone: (+48 22) 608 31 25

Issued by:
Press Office

Mobile: (+48) 695 255 032

Phone: (+48 22) 608 38 04, (+48 22) 449 41 45,
(+48 22) 608 30 09

e-mail: obslugaprasowa@stat.gov.pl



stat.gov.pl/en/



[@StatPoland](https://twitter.com/StatPoland)



[@GlownyUrzadStatystyczny](https://www.facebook.com/GlownyUrzadStatystyczny)



[gus_stat](https://www.instagram.com/gus_stat)



[glownyurządstatystycznygus](https://www.youtube.com/glownyurządstatystycznygus)



[glownyurządstatystyczny](https://www.linkedin.com/company/glownyurządstatystyczny)

Related information

[Registrations and bankruptcies of enterprises in the first quarter of 2021](#)

[Registrations and bankruptcies of enterprises in the second quarter of 2021](#)

[Registrations and bankruptcies of enterprises in the third quarter of 2021](#)

[Registrations and bankruptcies of enterprises in the fourth quarter of 2021](#)

[Registrations and bankruptcies of enterprises in the first quarter of 2022](#)

[Registrations and bankruptcies of enterprises in the second quarter of 2022](#)

[Registrations and bankruptcies of enterprises in the third quarter of 2022](#)

[Registrations and bankruptcies of enterprises in the fourth quarter of 2022](#)

[Registrations and bankruptcies of enterprises in the first quarter of 2023](#)

[Registrations and bankruptcies of enterprises in the second quarter of 2023](#)

[Registrations and bankruptcies of enterprises in the third quarter of 2023](#)

[Registrations and bankruptcies of enterprises in the fourth quarter of 2023](#)

[Registrations and bankruptcies of enterprises in the first quarter of 2024](#)