

# Registrations and bankruptcies of enterprises in the first quarter of 2024

13.05.2024



**4.4%**

Decrease in the number of registrations of enterprises in the first quarter of 2024 compared to the corresponding period of previous year

**In the first quarter of 2024, there were 92 031 registrations of enterprises recorded i.e. 4.4% less than in the corresponding period of previous year and 100 enterprises declared bankruptcy i.e. 18.0% less than in the first quarter of 2023.**

## Registrations of enterprises

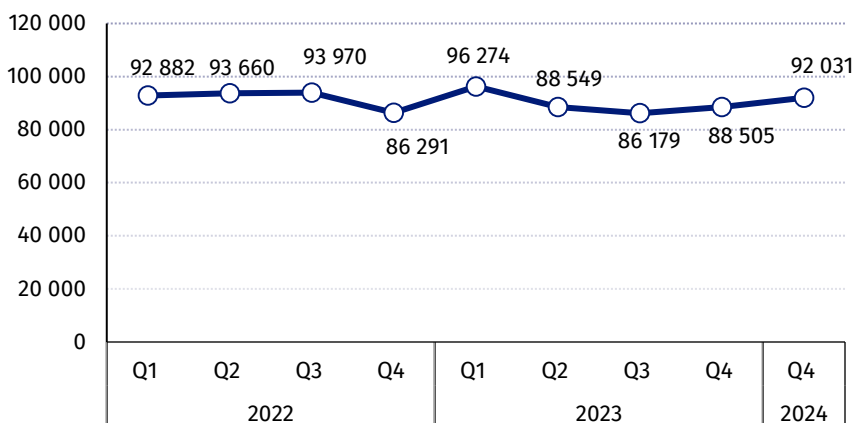
The number of registrations of enterprises in the first quarter of 2024 amounted to 92 031 compared to 96 274 in the corresponding period of previous year. The greatest decrease was observed in: information and communication (by 21.3%) and industry (by 8.4%). The increase in the number of registrations of enterprises was recorded only in two sections: services (by 2.1%) and other sections (by 2.4%).

Regarding the legal forms, in the first quarter of 2024, a decrease was observed in most of legal forms, including natural persons conducting economic activity (by 6.5%) and branches of foreign enterprises (by 41.8%). An increase of registrations was noticed in the case of professional partnerships (by 23.1%), limited liability companies (by 8.7%) and general partnerships (by 7.2%).

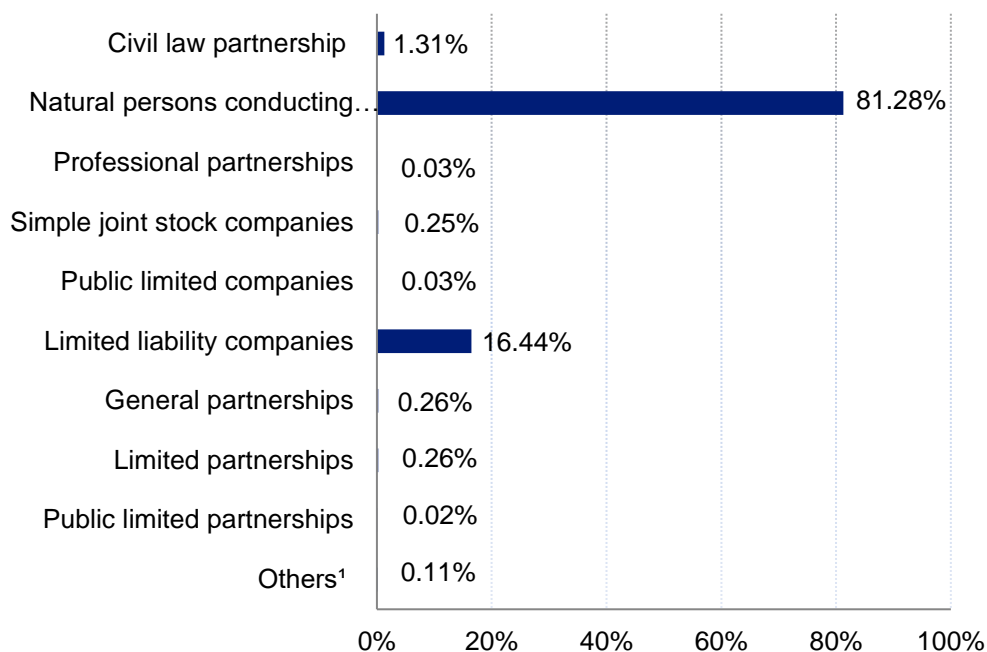
In the first quarter of 2024, 81.3% of all registrations of enterprises concerned natural persons conducting economic activity and 16.4% limited liability companies (in the first quarter of 2023 the shares were 83.1% and 14.5%, respectively).

In the first quarter of 2024, the greatest decrease in the number of registrations (by 21.3%) was noticed in information and communication

**Chart 1. Number of registrations of enterprises**



**Chart 2. Structure of registrations of enterprises by legal form in the first quarter of 2024**



*¹Item includes: state-owned enterprises; cooperatives; branches of foreign enterprises; companies provided for in provisions other than the Commercial Companies Code and the Civil Code or legal forms to which the provisions on companies apply; foreign enterprises; entities with no specific legal form.*

### Bankruptcies of enterprises

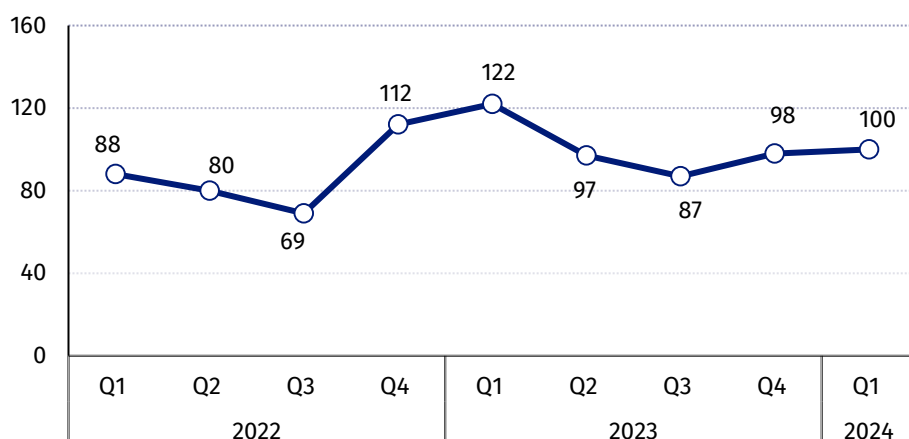
In the first quarter of 2024, a number of enterprises that declared bankruptcy amounted to 100 and was 18.0% lower than in the corresponding period of previous year. A decrease in the number of entities that declared bankruptcy was recorded in: industry (23 vs. 26), construction (18 vs. 23), trade; repair of motor vehicles (19 vs. 27), accommodation and catering (4 vs. 9) and other sections (5 vs. 6). An increase was noticed in transportation and storage (6 vs. 1). In information and communication number of bankruptcies remained on the same level (5).

In distinguished legal forms, lower number of bankruptcies was recorded in: limited liability companies (78 vs. 87), natural persons conducting an economic activity (5 vs. 15), public limited companies (5 vs. 8) and cooperatives (0 vs. 3). Higher number of bankruptcies was recorded in limited partnerships (10 vs. 7). For general partnerships and public limited partnerships, number of bankruptcies was the same as in the first quarter of the last year.

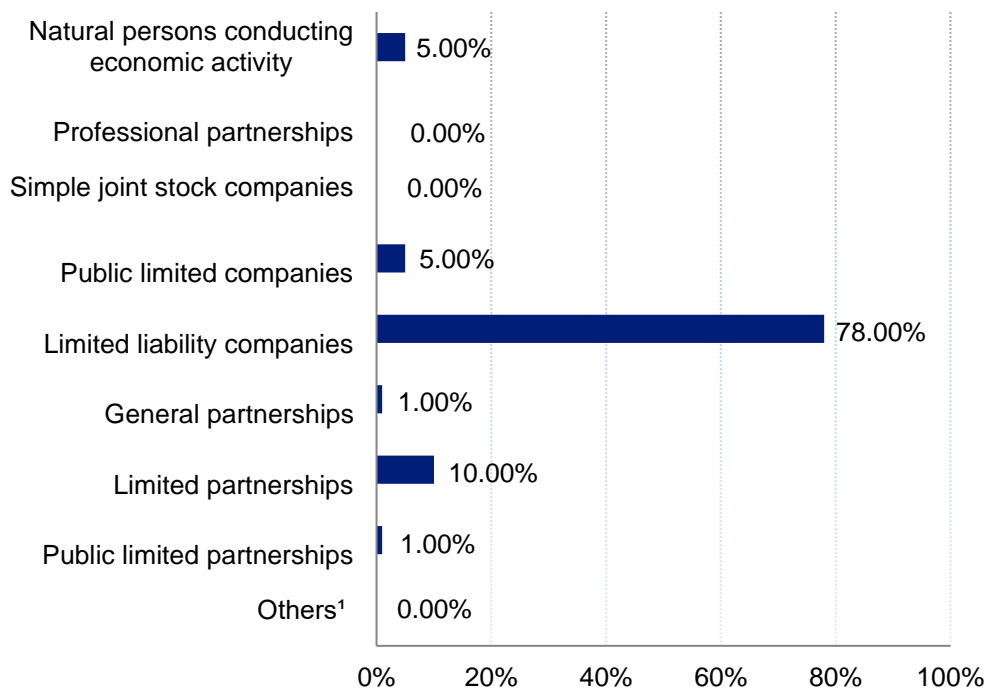
Among the enterprises for which bankruptcy was declared 78.0% were limited liability companies (compared to 71.3% in the first quarter of 2023) and 10.0% were limited partnerships (compared to 5.7% in the first quarter of 2023).

In the first quarter of 2024, the number of bankruptcies of enterprises decreased by 18.0% compared to the corresponding period of previous year

**Chart 3. Number of enterprises that declared bankruptcy**



**Chart 4. Structure of enterprises that declared bankruptcy, by legal form, in the first quarter of 2024**



*"Others" includes the following legal forms: state-owned enterprises; cooperatives; branches of foreign enterprises; companies provided for in provisions other than the Commercial Companies Code and the Civil Code or legal forms to which the provisions on companies apply; foreign enterprises; entities with no specific legal form.*

The data presented in this study are prepared in accordance with the guidelines developed by Eurostat and include information on registration and bankruptcy of enterprises (defined as a single legal unit) with a predominant type of activity classified as, according to NACE Rev. 2, sections from B (mining and quarrying) to S (other service activities), excluding section O (public administration and defence; compulsory social security) and division 94 (activities of membership organisations).

By legal form, the data include the: civil partnerships operating based on a contract concluded in accordance with the Civil Code, natural persons conducting economic activity, professional partnerships, public limited companies, simple joint stock companies, limited liability companies, general partnerships, limited partnerships, public limited partnerships, state enterprises, cooperatives, branches of foreign enterprises, companies provided for in provisions other than the Commercial Companies Code and the Civil Code or legal forms to which the provisions on companies apply, foreign enterprises, entities with no specific legal form.

In the study, there are additional forms of grouping introduced apart from the generally classification:

- "industry" including sections: mining and quarrying (section B), manufacturing (section C), electricity, gas steam and air conditioning supply (section D), water supply; sewerage, waste management and remediation activities (section E);
- "services" including sections: financial and insurance activities (section K), real estate services (section L), professional, scientific and technical activities (section M), administrative and support service activities (section N);
- "other sections" including sections: education (section P), human health and social work activities (section Q), arts, entertainment and recreation (section R), other service activities (section S excluding division 94 activities of membership organisations).

Symbols:

(-) magnitude zero

(.) data not available, classified data (statistical confidentiality) or providing data impossible or purposeless

The number of bankruptcies in a given quarter applies to enterprises against which a decision on declaration of bankruptcy has been issued by a competent District Court in a given quarter.

The number of registrations in a given quarter applies to enterprises that were registered in the National Official Registry of Entities of the National Economy (REGON) in a given quarter. The registrations also include natural persons that terminated than restarted economic activity.

In case of quoting Statistics Poland data, please provide information: "Source of data: Statistics Poland", and in case of publishing calculations made on data published by Statistics Poland, please include the following disclaimer: "Own study based on figures from Statistics Poland".

## TABULAR ANNEX

**Table 1. Number of registrations of enterprises**

SPECIFICATION	2023				2024
	Q1	Q2	Q3	Q4	Q1
<b>TOTAL</b>	<b>96 274</b>	<b>88 549</b>	<b>86 179</b>	<b>88 505</b>	<b>92 031</b>
Industry (sections B,C,D,E)	7 404	6 985	6 765	6 498	6 782
Construction (section F)	19 028	17 911	17 470	15 621	17 893
Trade; repair of motor vehicles (section G)	16 483	14 214	13 851	14 505	15 736
Transportation and storage (section H)	6 187	5 426	5 003	5 145	5 986
Accommodation and catering (section I)	3 048	3 789	2 827	2 560	2 940
Information and communication (section J)	10 250	8 871	7 934	8 201	8 069
Services (sections K,L,M,N)	20 108	18 441	18 374	19 751	20 527
Other sections (P,Q,R,S excluding division 94)	13 766	12 912	13 955	16 224	14 098

**Table 2. Number of registrations of enterprises by legal form**

SPECIFICATION	2023				2024
	Q1	Q2	Q3	Q4	Q1
<b>TOTAL</b>	<b>96 274</b>	<b>88 549</b>	<b>86 179</b>	<b>88 505</b>	<b>92 031</b>
Civil law partnerships	1 370	1 041	1 074	1 208	1 208
Natural persons conducting economic activity	80 028	74 603	71 656	73 004	74 803
Professional partnerships	26	22	23	18	32
Public limited companies	33	29	23	34	32
Simple joint stock companies	248	221	205	212	231
Limited liability companies	13 922	12 089	12 680	13 462	15 133
General partnerships	221	222	192	211	237
Limited partnerships	277	207	231	272	236
Public limited partnerships	19	20	11	11	19
State-owned enterprises	0	0	0	0	0
Cooperatives	16	11	13	13	16
Branches of foreign enterprises	79	60	59	48	46
Others, including without specific legal form <sup>1</sup>	35	24	12	12	38

<sup>1</sup>Item includes: companies provided for in the provisions of acts other than the Code of Commercial Companies and the Civil Code or legal forms, to which regulations on companies apply, foreign companies, without specific legal form.

**Table 3. Number of bankruptcies of enterprises**

SPECIFICATION	2023				2024
	Q1	Q2	Q3	Q4	Q1
<b>TOTAL</b>	<b>122</b>	<b>97</b>	<b>87</b>	<b>98</b>	<b>100</b>
Industry (sections B,C,D,E)	26	30	23	26	23
Construction (section F)	23	9	15	12	18
Trade; repair of motor vehicles (section G)	27	18	20	29	19
Transportation and storage (section H)	1	7	4	2	6
Accommodation and catering (section I)	9	5	1	7	4
Information and communication (section J)	5	2	9	4	5
Services (sections K,L,M,N)	25	16	14	17	20
Other sections (P,Q,R,S excluding division 94)	6	10	1	1	5

**Table 4. Number of bankruptcies of enterprises by legal form**

SPECIFICATION	2023				2024
	Q1	Q2	Q3	Q4	Q1
<b>TOTAL</b>	<b>122</b>	<b>97</b>	<b>87</b>	<b>98</b>	<b>100</b>
Natural persons conducting economic activity	15	11	7	7	5
Professional partnerships	0	0	0	0	0
Public limited companies	8	6	8	6	5
Simple joint stock companies	0	0	0	0	0
Limited liability companies	87	72	57	69	78
General partnerships	1	0	3	7	1
Limited partnerships	7	7	5	8	10
Public limited partnerships	1	0	5	0	1
State-owned enterprises	0	0	0	0	0
Cooperatives	3	1	2	1	0
Branches of foreign enterprises	0	0	0	0	0
Others, including without specific legal form <sup>1</sup>	0	0	0	0	0

<sup>1</sup>Item includes: companies provided for in the provisions of acts other than the Code of Commercial Companies and the Civil Code or legal forms, to which regulations on companies apply, foreign companies, without specific legal form.



Prepared by:  
**Enterprises Department**

**Director Katarzyna Walkowska**







Phone: (+48 22) 608 31 25

Issued by:  
**Press Office**

Mobile: (+48) 695 255 032

Phone: (+48 22) 608 38 04, (+48 22) 449 41 45,  
(+48 22) 608 30 09

e-mail: [obslugaprasowa@stat.gov.pl](mailto:obslugaprasowa@stat.gov.pl)

-  [stat.gov.pl/en/](https://stat.gov.pl/en/)
-  [@StatPoland](https://twitter.com/StatPoland)
-  [@GlownyUrzadStatystyczny](https://www.facebook.com/GlownyUrzadStatystyczny)
-  [gus\\_stat](https://www.instagram.com/gus_stat)
-  [glownyurządstatystycznygus](https://www.youtube.com/glownyurządstatystycznygus)
-  [glownyurządstatystyczny](https://www.linkedin.com/company/glownyurządstatystyczny)

## Related information

[Registrations and bankruptcies of enterprises in the first quarter of 2021](#)

[Registrations and bankruptcies of enterprises in the second quarter of 2021](#)

[Registrations and bankruptcies of enterprises in the third quarter of 2021](#)

[Registrations and bankruptcies of enterprises in the fourth quarter of 2021](#)

[Registrations and bankruptcies of enterprises in the first quarter of 2022](#)

[Registrations and bankruptcies of enterprises in the second quarter of 2022](#)

[Registrations and bankruptcies of enterprises in the third quarter of 2022](#)

[Registrations and bankruptcies of enterprises in the fourth quarter of 2022](#)

[Registrations and bankruptcies of enterprises in the first quarter of 2023](#)

[Registrations and bankruptcies of enterprises in the second quarter of 2023](#)

[Registrations and bankruptcies of enterprises in the third quarter of 2023](#)

[Registrations and bankruptcies of enterprises in the fourth quarter of 2023](#)