

# Registrations and bankruptcies of enterprises in the fourth quarter of 2023

12.02.2024

 **2.6%**

Increase in the number of registrations of enterprises in the fourth quarter of 2023 compared to the corresponding period of previous year

In the fourth quarter of 2023, there were 88 505 registrations of enterprises recorded i.e. 2.6% more than in the corresponding period of previous year and 98 enterprises declared bankruptcy i.e. 12.5% less than in the fourth quarter of 2022.

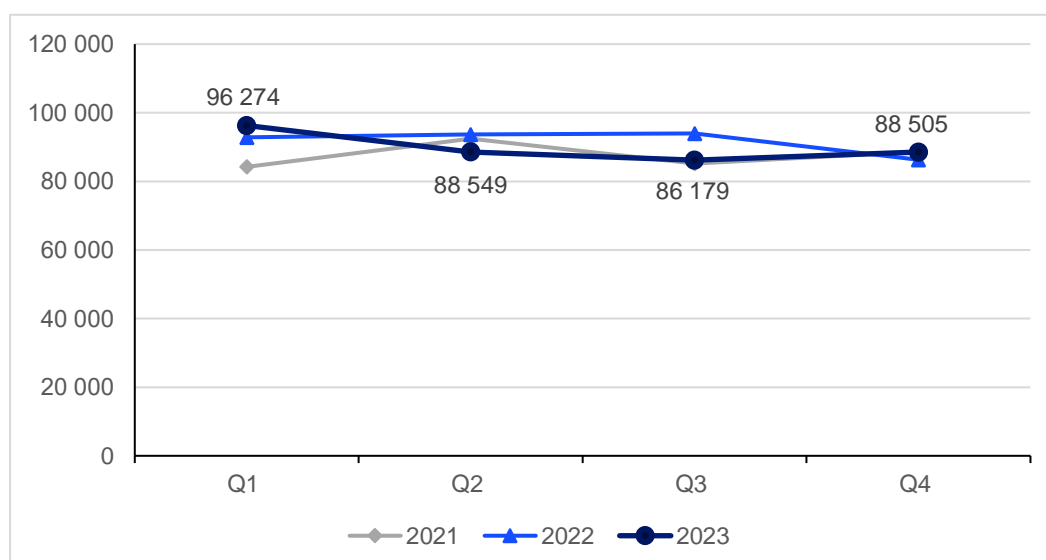
## Registrations of enterprises

The number of registrations of enterprises in the fourth quarter of 2023 amounted to 88 505 compared to 86 291 in the corresponding period of previous year. The greatest increase in the number of registrations of enterprises was observed in: accommodation and catering (by 15.0%) and services (by 9.3%). The decrease was recorded only in two sections: information and communication (by 20.5%) and in transportation and storage (by 1.3%).

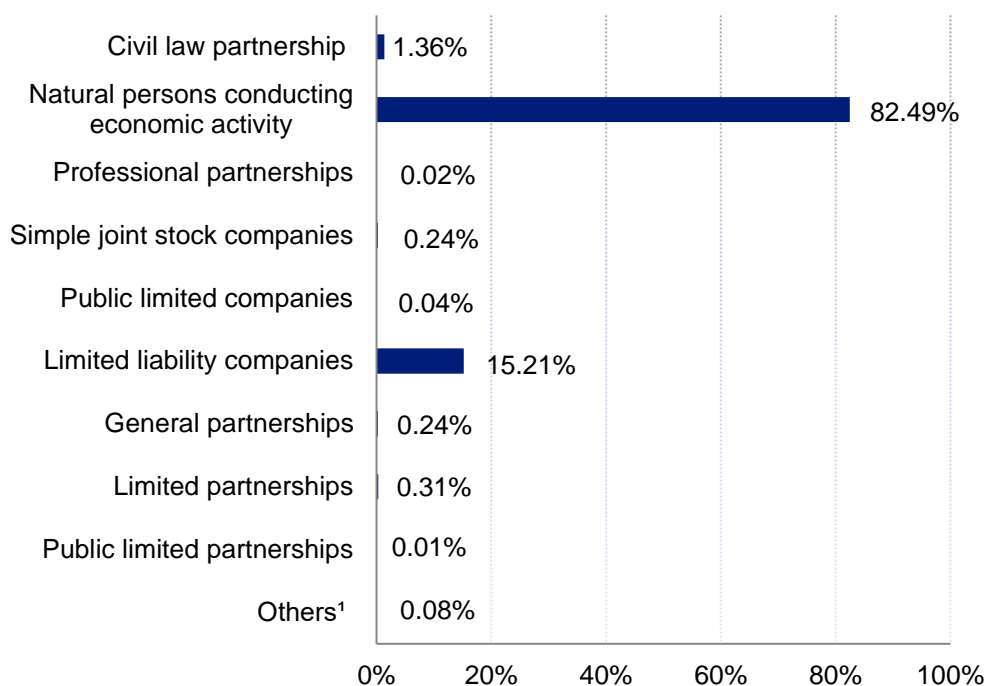
Regarding the legal forms, in the fourth quarter of 2023 the greatest increase (by 22.5%) was noticed in the case of simple joint stock companies, the greatest decline was noticed in the case of cooperatives (almost 5-fold decline). In the fourth quarter of 2023, 82.5% of all registrations of enterprises concerned natural persons conducting economic activity and 15.2% limited liability companies (in the fourth quarter of 2022 the shares were 83.8% and 13.8%, respectively). In the whole year 2023 were recorded 359 507 registrations of enterprises, which is 2.0% less than in 2022.

In the fourth quarter of 2023, the greatest decrease in the number of registrations (by 20.5%) was noticed in information and communication

**Chart 1. Number of registrations of enterprises**



**Chart 2. Structure of registrations of enterprises by legal form in the fourth quarter of 2023**



¹Item includes: state-owned enterprises; cooperatives; branches of foreign enterprises; companies provided for in provisions other than the Commercial Companies Code and the Civil Code or legal forms to which the provisions on companies apply; foreign enterprises; entities with no specific legal form.

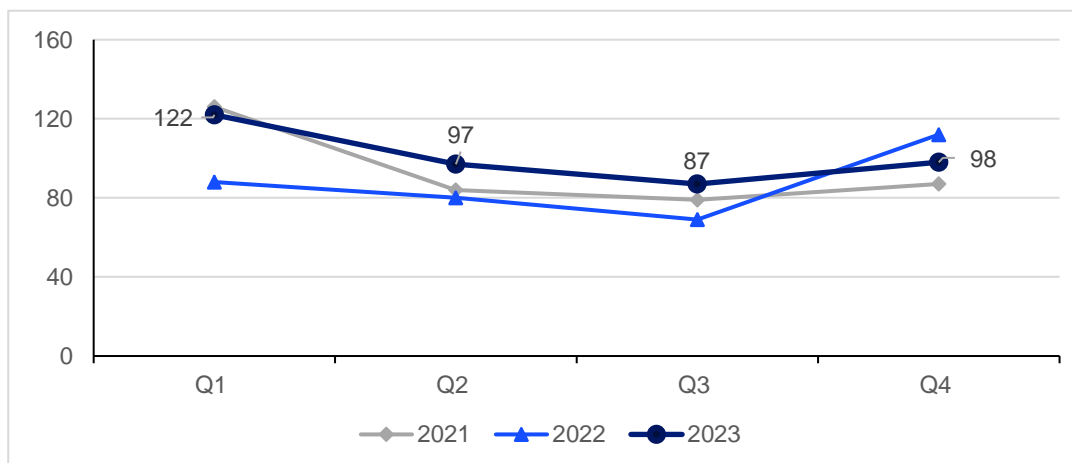
### Bankruptcies of enterprises

In the fourth quarter of 2023, a number of enterprises that declared bankruptcy amounted to 98 and was 12.5% lower than in the corresponding period of previous year. A decrease in the number of entities that declared bankruptcy was recorded in: industry (26 vs. 34) construction (12 vs. 14), information and communication (4 vs. 6), transportation and storage (2 vs. 7) and in other sections (1 vs. 3). An increase was noticed in: services (17 vs. 16) and accommodation and catering (7 vs. 3). In trade; repair of motor vehicles number of bankruptcies remained on the same level (29).

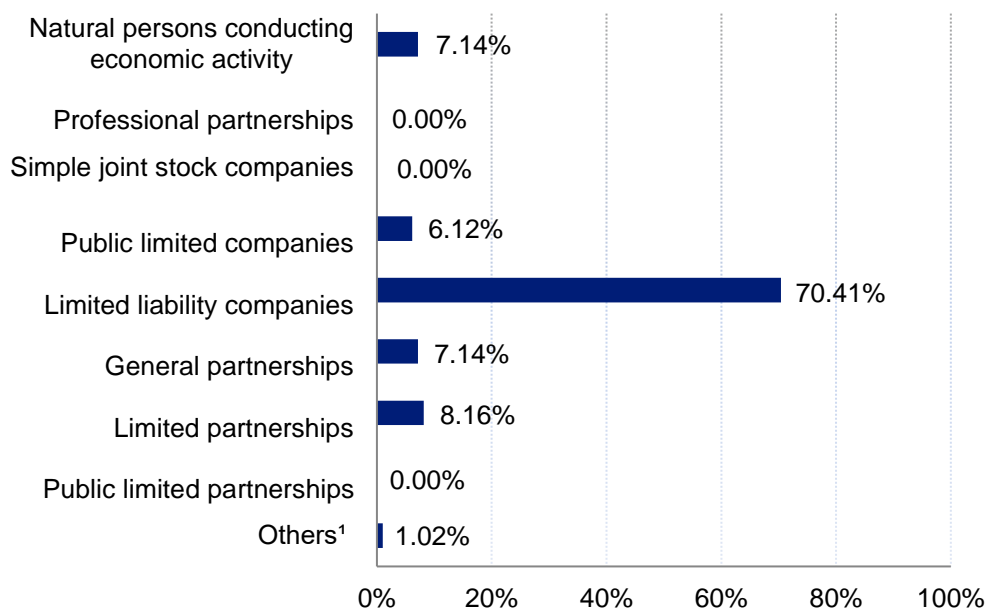
In distinguished legal forms, lower number of bankruptcies was recorded in: limited liability companies (69 vs. 81), natural persons conducting an economic activity (7 vs. 14), and public limited partnerships (0 vs. 2). Greater number of bankruptcies was recorded in public limited companies (7 vs. 2) and limited partnerships (8 vs. 6). For public limited companies and cooperatives, number of bankruptcies was the same as in the fourth quarter of the last year. Among the enterprises for which bankruptcy was declared 70.4% were limited liability companies (compared to 72.3% in the fourth quarter of 2022) and 8.2% were limited partnerships (compared to 5.4% in the fourth quarter of 2022). In the whole year 2023 were recorded 404 bankruptcies of enterprises, which is 15.7% more than in 2022.

In the fourth quarter of 2023, the number of bankruptcies of enterprises decreased by 12.5% compared to the corresponding period of previous year

**Chart 3. Number of enterprises that declared bankruptcy**



**Chart 4. Structure of enterprises that declared bankruptcy, by legal form, in the fourth quarter of 2023**



<sup>1</sup>"Others" includes the following legal forms: state-owned enterprises; cooperatives; branches of foreign enterprises; companies provided for in provisions other than the Commercial Companies Code and the Civil Code or legal forms to which the provisions on companies apply; foreign enterprises; entities with no specific legal form.

The data presented in this study are prepared in accordance with the guidelines developed by Eurostat and include information on registration and bankruptcy of enterprises (defined as a single legal unit) with a predominant type of activity classified as, according to NACE Rev. 2, sections from B (mining and quarrying) to S (other service activities), excluding section O (public administration and defence; compulsory social security) and division 94 (activities of membership organisations).

By legal form, the data include the: civil partnerships operating based on a contract concluded in accordance with the Civil Code, natural persons conducting economic activity, professional partnerships, public limited companies, simple joint stock companies, limited liability companies, general partnerships, limited partnerships, public limited partnerships, state enterprises, cooperatives, branches of foreign enterprises, companies provided for in provisions other than the Commercial Companies Code and the Civil Code or legal forms to which the provisions on companies apply, foreign enterprises, entities with no specific legal form.

In the study, there are additional forms of grouping introduced apart from the generally classification:

- "industry" including sections: mining and quarrying (section B), manufacturing (section C), electricity, gas steam and air conditioning supply (section D), water supply; sewerage, waste management and remediation activities (section E);
- "services" including sections: financial and insurance activities (section K), real estate services (section L), professional, scientific and technical activities (section M), administrative and support service activities (section N);
- "other sections" including sections: education (section P), human health and social work activities (section Q), arts, entertainment and recreation (section R), other service activities (section S excluding division 94 activities of membership organisations).

Symbols:

(-) magnitude zero

(.) data not available, classified data (statistical confidentiality) or providing data impossible or purposeless

The number of bankruptcies in a given quarter applies to enterprises against which a decision on declaration of bankruptcy has been issued by a competent District Court in a given quarter.

The number of registrations in a given quarter applies to enterprises that were registered in the National Official Registry of Entities of the National Economy (REGON) in a given quarter. The registrations also include natural persons that terminated than restarted economic activity.

In case of quoting Statistics Poland data, please provide information: "Source of data: Statistics Poland", and in case of publishing calculations made on data published by Statistics Poland, please include the following disclaimer: "Own study based on figures from Statistics Poland".

**TABULAR ANNEX**
**Table 1. Number of registrations of enterprises**

SPECIFICATION	2022				2023			
	Q1	Q2	Q3	Q4	Q1	Q2	Q3	Q4
<b>TOTAL</b>	<b>92 882</b>	<b>93 660</b>	<b>93 970</b>	<b>86 291</b>	<b>96 274</b>	<b>88 549</b>	<b>86 179</b>	<b>88 505</b>
Industry (sections B,C,D,E)	7 297	7 283	7 174	6 352	7 404	6 985	6 765	6 498
Construction (section F)	18 640	19 750	18 885	14 697	19 028	17 911	17 470	15 621
Trade; repair of motor vehicles (section G)	15 081	14 351	14 836	14 444	16 483	14 214	13 851	14 505
Transportation and storage (section H)	5 899	5 845	5 458	5 215	6 187	5 426	5 003	5 145
Accommodation and catering (section I)	2 761	3 859	3 121	2 226	3 048	3 789	2 827	2 560
Information and communication (section J)	10 064	10 532	10 598	10 317	10 250	8 871	7 934	8 201
Services (sections K,L,M,N)	20 588	18 805	18 808	18 067	20 108	18 441	18 374	19 751
Other sections (P,Q,R,S excluding division 94)	12 552	13 235	15 090	14 973	13 766	12 912	13 955	16 224

**Table 2. Number of registrations of enterprises by legal form**

SPECIFICATION	2022				2023			
	Q1	Q2	Q3	Q4	Q1	Q2	Q3	Q4
<b>TOTAL</b>	<b>92 882</b>	<b>93 660</b>	<b>93 970</b>	<b>86 291</b>	<b>96 274</b>	<b>88 549</b>	<b>86 179</b>	<b>88 505</b>
Civil law partnership	1 313	1 127	1 106	1 105	1 370	1 041	1 074	1 208
Natural persons conducting economic activity	74 699	80 188	80 206	72 326	80 028	74 603	71 656	73 004
Professional partnerships	23	14	25	24	26	22	23	18
Public limited companies	47	32	47	33	33	29	23	34
Simple joint stock companies		194	225	173	248	221	205	212
Limited liability companies	15 463	11 199	11 674	11 943	13 922	12 089	12 680	13 462
General partnerships	300	211	201	216	221	222	192	211
Limited partnerships	504	324	274	312	277	207	231	272
Public limited partnerships	407	232	62	29	19	20	11	11
State-owned enterprises	0	0	0	0	0	0	0	0
Cooperatives	48	61	73	63	16	11	13	13
Branches of foreign enterprises	63	63	66	52	79	60	59	48
Others, including without specific legal form <sup>1</sup>	15	15	11	15	35	24	12	12

<sup>1</sup>Item includes: companies provided for in the provisions of acts other than the Code of Commercial Companies and the Civil Code or legal forms, to which regulations on companies apply, foreign companies, without specific legal form.

**Table 3. Number of bankruptcies of enterprises**

SPECIFICATION	2022				2023			
	Q1	Q2	Q3	Q4	Q1	Q2	Q3	Q4
<b>TOTAL</b>	<b>88</b>	<b>80</b>	<b>69</b>	<b>112</b>	<b>122</b>	<b>97</b>	<b>87</b>	<b>98</b>
Industry (sections B,C,D,E)	16	17	23	34	26	30	23	26
Construction (section F)	26	14	6	14	23	9	15	12
Trade; repair of motor vehicles (section G)	11	23	12	29	27	18	20	29
Transportation and storage (section H)	7	7	2	7	1	7	4	2
Accommodation and catering (section I)	5	1	2	3	9	5	1	7
Information and communication (section J)	7	3	1	6	5	2	9	4
Services (sections K,L,M,N)	13	13	19	16	25	16	14	17
Other sections (P,Q,R,S exclud- ing division 94)	3	2	4	3	6	10	1	1

**Table 4. Number of bankruptcies of enterprises by legal form**

SPECIFICATION	2022				2023			
	Q1	Q2	Q3	Q4	Q1	Q2	Q3	Q4
<b>TOTAL</b>	<b>88</b>	<b>80</b>	<b>69</b>	<b>112</b>	<b>122</b>	<b>97</b>	<b>87</b>	<b>98</b>
Natural persons conducting economic activity	11	9	3	14	15	11	7	7
Professional partnerships	0	0	0	0	0	0	0	0
Public limited companies	8	6	4	6	8	6	8	6
Simple joint stock companies	.	0	0	0	0	0	0	0
Limited liability companies	60	56	48	81	87	72	57	69
General partnerships	1	3	1	2	1	0	3	7
Limited partnerships	6	4	10	6	7	7	5	8
Public limited partnerships	1	0	1	2	1	0	5	0
State-owned enterprises	0	0	0	0	0	0	0	0
Cooperatives	1	2	2	1	3	1	2	1
Branches of foreign enterprises	0	0	0	0	0	0	0	0
Others, including without specific legal form <sup>1</sup>	0	0	0	0	0	0	0	0

<sup>1</sup>Item includes: companies provided for in the provisions of acts other than the Code of Commercial Companies and the Civil Code or legal forms, to which regulations on companies apply, foreign companies, without specific legal form.









Prepared by:  
**Enterprises Department**  
**Director Katarzyna Walkowska**  
Phone: (+48 22) 608 31 25

Issued by:  
**The Spokesperson for the President  
of Statistics Poland**  
**Karolina Banaszek**  
Phone: (+48) 695 255 011

**Press Office**

Phone: (+48 22) 608 38 04

**e-mail: [obslugaprasowa@stat.gov.pl](mailto:obslugaprasowa@stat.gov.pl)**

-  [stat.gov.pl/en/](https://stat.gov.pl/en/)
-  [@StatPoland](https://twitter.com/StatPoland)
-  [@GlownyUrzadStatystyczny](https://www.facebook.com/GlownyUrzadStatystyczny)
-  [gus\\_stat](https://www.instagram.com/gus_stat)
-  [glownyurządstatystycznygus](https://www.youtube.com/glownyurządstatystycznygus)
-  [glownyurządstatystyczny](https://www.linkedin.com/company/glownyurządstatystyczny)

**Related information**

- [Registrations and bankruptcies of enterprises in the first quarter of 2021](#)
- [Registrations and bankruptcies of enterprises in the second quarter of 2021](#)
- [Registrations and bankruptcies of enterprises in the third quarter of 2021](#)
- [Registrations and bankruptcies of enterprises in the fourth quarter of 2021](#)
- [Registrations and bankruptcies of enterprises in the first quarter of 2022](#)
- [Registrations and bankruptcies of enterprises in the second quarter of 2022](#)
- [Registrations and bankruptcies of enterprises in the third quarter of 2022](#)
- [Registrations and bankruptcies of enterprises in the fourth quarter of 2022](#)
- [Registrations and bankruptcies of enterprises in the first quarter of 2023](#)
- [Registrations and bankruptcies of enterprises in the second quarter of 2023](#)
- [Registrations and bankruptcies of enterprises in the third quarter of 2023](#)

