

Activity of enterprises having foreign entities in 2018

31.03.2020

↑ 1.1%
Growth of the number of enterprises having foreign entities y-o-y

At the end of 2018, 1 859 enterprises in Poland (an increase as compared to 2017 by 1.1%) declared involvement in 3 849 foreign entities (a decrease by 2.3% comparing to 2017) in the form of shares, branches or other forms. Majority of foreign entities were located in Germany, Czechia, Ukraine and Russia.

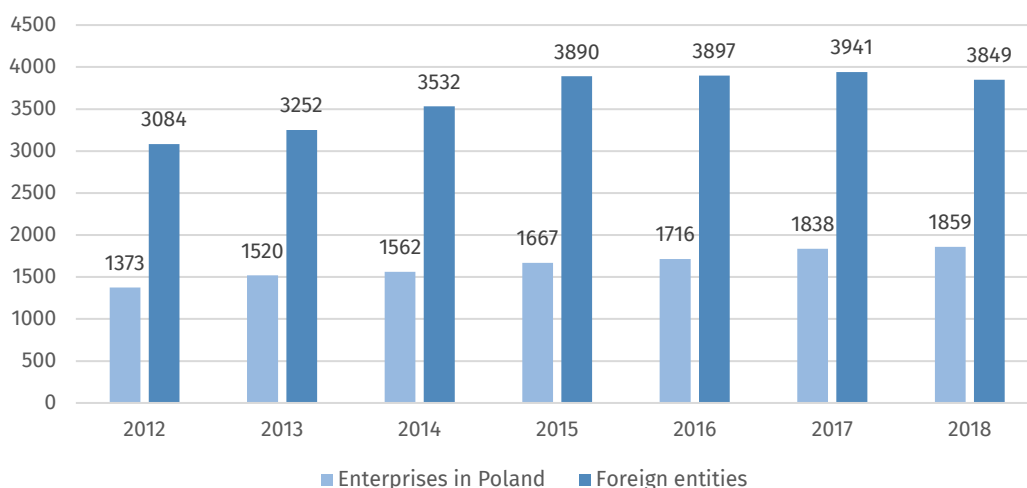
Characteristics of enterprises in Poland having foreign entities

Engagement in foreign entities by the end of 2018 was confirmed by 1 859 enterprises (in 2017 – 1 838). In the surveyed population of enterprises having foreign entities dominated micro and small enterprises, i.e. with the number of persons employed not exceeding 50 persons by the end of the year (42.3% of all enterprises), medium-sized enterprises (from 50 to 249 employed persons) accounted for 30.0% and large enterprises (250 and more employed persons) – 27.7%.

Micro and small enterprises (up to 50 employed persons) constituted 42.3% of all enterprises in Poland having foreign entities

In 2018, enterprises belonging to enterprise groups accounted for 82.9% of the total of surveyed enterprises having foreign entities (1 541 entities).

Chart 1. The number of enterprises in Poland and their foreign entities

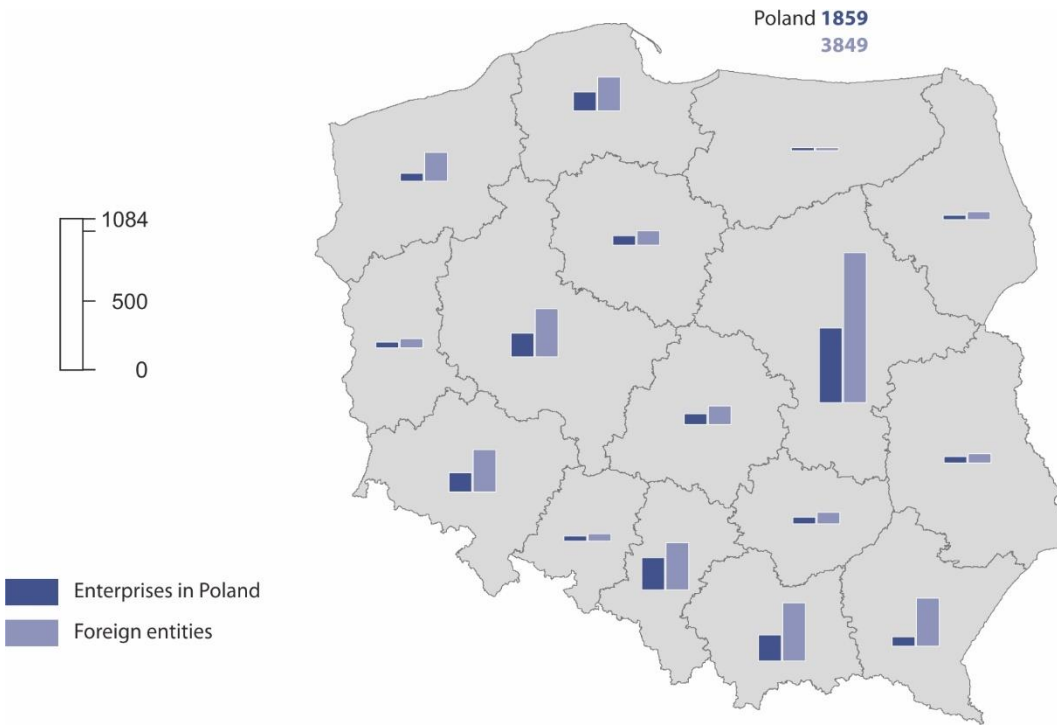


The surveyed population of 1 859 enterprises declared involvement in 3 849 entities located abroad. Majority of foreign entities – 2 456 (63.8%) were entities with 100% share of the enterprise located in Poland in the capital of the foreign entity. Foreign entities, in which the share of the Polish entity investing abroad was from 50.01% to 99.99% accounted for 18.7% of all foreign entities (720 entities) and entities for which the share of the enterprise located in Poland in their capital did not exceed 50% – 17.5% of foreign entities (673).

By legal forms, majority of enterprises having foreign entities constituted limited liability companies – 1 221 (65.7%) and joint stock companies – 517 enterprises (27.8%).

At the end of 2018 the largest number of enterprises having foreign entities was located in the following voivodships: Mazowieckie (536 enterprises, which declared involvement in 1 084 foreign entities), Śląskie (229 and 338, respectively) and Małopolskie (186 and 416).

Map 1. The number of enterprises in Poland and their foreign entities by voivodships in 2018

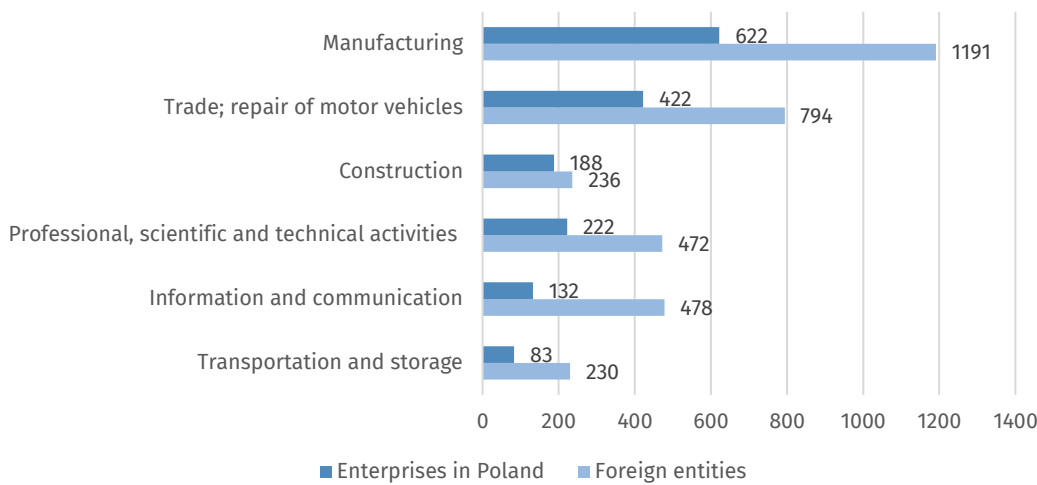


In Mazowieckie voivodship there were located 28.8% of all enterprises having foreign entities

Enterprises located in Poland having foreign entities were mainly enterprises engaged in manufacturing (622 enterprises declared involvement in 1 191 foreign entities), trade; repair of motor vehicles (422 and 794, respectively) and construction (188 and 236).

Manufacturing activity was conducted by 33.5% of enterprises having foreign entities

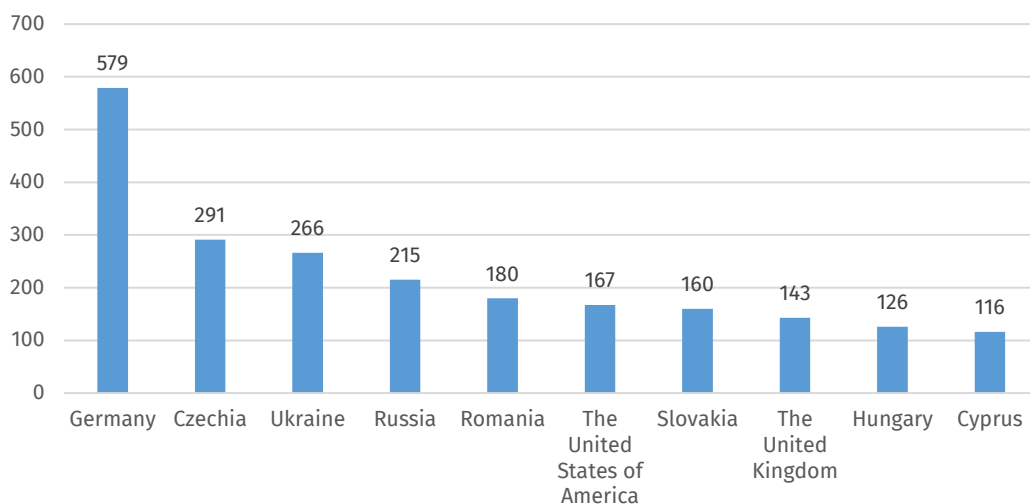
Chart 2. The number of enterprises in Poland and their foreign entities by selected NACE section of enterprise in Poland in 2018



Countries of location of foreign entities

Enterprises located in Poland engaged their capital in 114 countries. 1 694 foreign entities (44.0%) were located in seven countries which border with Poland. Majority of foreign entities were seated in Germany - 579, Czechia - 291, Ukraine - 266 and in Russia - 215. There were 2 424 foreign entities (63.0% of all foreign entities) located in 27 countries of the European Union.

Chart 3. The number of foreign entities by country of their location in 2018



Characteristics of foreign entities by main kind of activity of the enterprise in Poland

The number of persons employed¹ in 3 849 foreign entities amounted to 194.3 thousand persons. In the foreign entities belonging to enterprises in Poland engaged in manufacturing worked 58.1 thousand persons, while in entities belonging to entities dealing with trade; repair of motor vehicles – 43.9 thousand persons.

The number of persons employed in foreign entities of enterprises in Poland engaged in those two areas of activity amounted to 52.5% of the total number of persons employed in foreign entities.

Net revenues from sale of products, goods and materials (sales revenues) of foreign entities in total amounted to 250 094.6 million PLN, of which the vast majority, i.e. 158 926.9 million PLN (63.5%) were revenues of foreign entities belonging to the enterprises in Poland dealing with manufacturing. Sales revenues of entities belonging to the enterprises involved in trade; repair of motor vehicles amounted to 28 987.3 million PLN (11.6% of the total sales revenues of foreign entities).

Net revenues from sale of products, goods and materials for export (export) of foreign entities amounted to 52 059.0 million PLN and accounted for 20.8% of the total sales revenues. The largest share in export belonged to foreign entities owned by enterprises located in Poland conducting manufacturing activity – 69.4% (36 117.6 million PLN).

Import purchases (import) made by foreign entities amounted to 77 633.9 million PLN. Value of import of entities owned by enterprises conducting manufacturing activity amounted to 63 930.1 million PLN and accounted for 82.3% of the total import of foreign entities.

The largest number of foreign entities was located in the countries bordering with Poland: Germany, Czechia, Ukraine and Russia (1351 foreign entities – 35,1%)

The number of persons employed in foreign entities amounted to 194.3 thousand persons

¹ Since annual survey for 2018 it has been the variable 'average number of persons employed' calculated as annual mean on the basis of daily, weekly, monthly or quarterly basis

Table 1. Characteristics of foreign entities by NACE section of the enterprise in Poland in 2018

NACE section	Number of foreign entities	Number of persons employed	Net revenues from sale of products, goods and materials	Export	Import	Outlays on tangible fixed assets
Total	3 849	194 319	250 094.6	52 059.0	77 633.9	11 373.8
including:						
Manufacturing	1 191	58 087	158 926.9	36 117.6	63 930.1	4 651.3
Electricity, gas, steam and air conditioning supply	49	1 289	21 667.6	1 858.3	254.4	1 226.3
Construction	236	12 916	4 518.8	247.3	184.7	28.8
Trade; repair of motor vehicles	794	43 872	28 987.3	4 072.2	10 624.7	1 273.6
Information and communication	478	29 322	10 040.9	1 743.5	657.2	171.4
Professional, scientific and technical activities	472	12 607	7 948.9	2 255.2	1 021.4	1 570.6

Characteristics of foreign entities by their main kind of activity

In 2018, 61.1% of all foreign entities declared the same kind of activity as their parent enterprise located in Poland. The large share of foreign entities with the same kind of activity as the enterprise in Poland was observed in the scope of information and communication (88.7%) and transportation and storage (83.3%).

The largest number of foreign entities conducted their activity in trade; repair of motor vehicles (1 207), manufacturing (671), information and communication (476), professional, scientific and technical activities (322) and construction (294).

The number of persons employed in entities engaged in manufacturing amounted to 65.4 thousand persons in 2018, while in entities involved in trade; repair of motor vehicles – 36.0 thousand persons.

The highest net revenues from sale of products, goods and materials were achieved by foreign entities conducting trade; repair of motor vehicles activity – 100 312.6 million PLN (40.1% of the total sales revenues) and manufacturing – 86 450.4 million PLN (34.6% of the total sales revenues) and.

In 2018, the largest number of persons employed was declared in the foreign entities in Germany (33.7 thousand persons), Russia (21.0 thousand), in Czechia (18.5 thousand) and Ukraine (14.3 thousand), which in total accounted for 45.1% of the number of persons employed in all foreign entities.

Taking into account the location of the surveyed foreign entities, the highest net revenues from sale of products, goods and materials in 2018 were achieved by foreign entities in Germany and Czechia, respectively 48 116.1 million PLN (19.2% of the total sales revenues of foreign entities) and 31 891.2 million PLN (12.8%).

31.4% of foreign entities were involved in trade; repair of motor vehicles

Foreign entities in Germany, Russia, Czechia and Ukraine declared the largest number of employed persons

Table 2. Characteristics of foreign entities by the selected countries of location in 2018

Countries	Number of foreign entities	Number of persons employed	Net revenues from sale of products, goods and materials	Export	Import	Outlays on tangible fixed assets
Total	3 849	194 319	250 094.6	52 059.0	77 633.9	11 373.8
including:						
Czechia	291	18 508	31 891.2	9 042.0	27 890.7	1 855.9
Germany	579	33 727	48 116.1	3 950.3	7 160.8	752.9
Russia	215	21023	8 393.0	277.5	2 192.4	338.7
Romania	180	13318	5 972.2	1 608.0	2 133.4	367.0
Ukraine	266	14 342	4 229.5	1 160.5	1 238.0	257.9

The data on enterprises in Poland having foreign entities presented in this study do not include agriculture, forestry and fishing (section A), financial and insurance activities (section K), higher education institutions, independent public health care facilities, cultural institutions with legal personality and trade unions, religious and political organisations.

Prepared by:

Enterprises Department

Director Katarzyna Walkowska

Office: tel: (+48 22) 608 31 25

Issued by:

**The Spokesperson for the President
of Statistics Poland**

Karolina Banaszek

Mobile: (+48) 695 255 011

Press Office

Office: tel. (+48 22) 608 3491, 608 3804

e-mail: obslugaprasowa@stat.gov.pl



www.stat.gov.pl/en/



[@StatPoland](https://twitter.com/StatPoland)



[@GlownyUrzadStatystyczny](https://www.facebook.com/GlownyUrzadStatystyczny)

Related information

[News release: Activity of enterprises having foreign entities in 2017](#)

[Publication: Activity of enterprises having foreign entities in 2017](#)

[Methodological report. Non-financial enterprises surveys 2019](#)

Terms used in official statistics

[Net revenues from sale of products, goods and materials](#)