

Activity of enterprises having foreign entities in 2017

29.03.2019

↑107.1

Dynamics of the number of enterprises having foreign entities in 2017

At the end of 2017, 1 838 enterprises in Poland (an increase as compared to 2016 by 7.1%) declared involvement in 3 941 foreign entities (an increase by 1.1%) in the form of shares, branches or other forms. Majority of foreign entities was located in Germany, Czech Republic, Ukraine and Russia.

The number of foreign entities in 2017 increased slightly as compared to 2016 (by 1.1%)

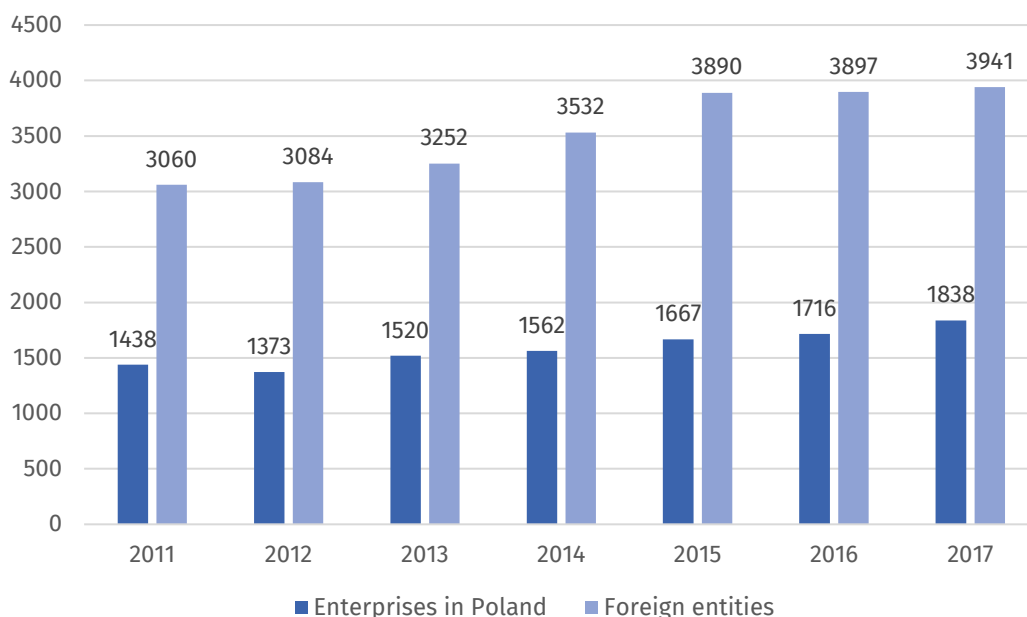
Characteristics of enterprises in Poland having foreign entities

Engagement in foreign entities by the end of 2017 was confirmed by 1 838 enterprises (in 2016 – 1 716). In the surveyed population of enterprises having foreign entities dominated micro and small enterprises, i.e. with the number of persons employed not exceeding 50 persons by the end of the year (41.7% of all enterprises), medium-sized enterprises (from 50 to 249 employed persons) accounted for 31.0% and large enterprises (250 and more employed persons) – 27.3%.

Micro and small enterprises (up to 50 employed persons) constituted 41.7% of all enterprises in Poland having foreign entities

In 2017, enterprises belonging to enterprise groups accounted for 81.8% of the total of surveyed enterprises having foreign entities (1 503 entities).

Chart 1. The number of enterprises in Poland and their foreign entities



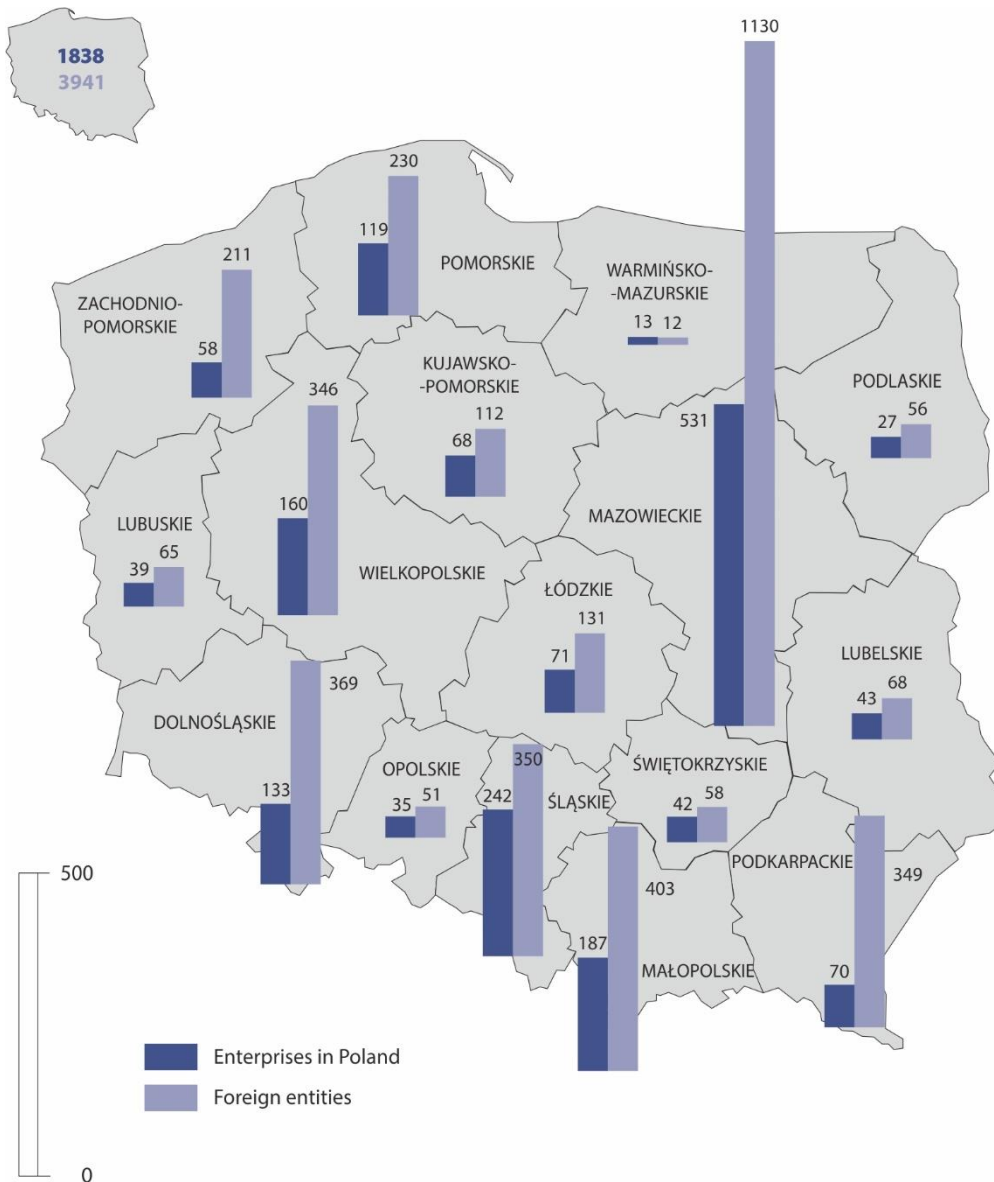
The surveyed population of 1 838 enterprises declared involvement in 3 941 entities located abroad. Majority of foreign entities – 2 348 (59.6%) were entities with 100% share of the enterprise in Poland in the capital of the foreign entity. Foreign entities, in which the share of the entity investing abroad was from 50.01% to 99.99% accounted for 22.5% of all foreign

entities (886 entities) and entities for which the share of the enterprise in Poland in their capital did not exceed 50% – 17.9% of foreign entities (707).

By legal forms, majority of enterprises having foreign entities were limited liability companies – 1 207 (65.7%) and joint stock companies – 520 enterprises (28.3%).

By the end of 2017 the largest number of enterprises having foreign entities was located in the following voivodships: Mazowieckie (531 enterprises, which declared involvement in 1 130 foreign entities), Śląskie (242 and 350, respectively) and Małopolskie (187 and 403).

Map 1. The number of enterprises in Poland and their foreign entities by voivodships in 2017

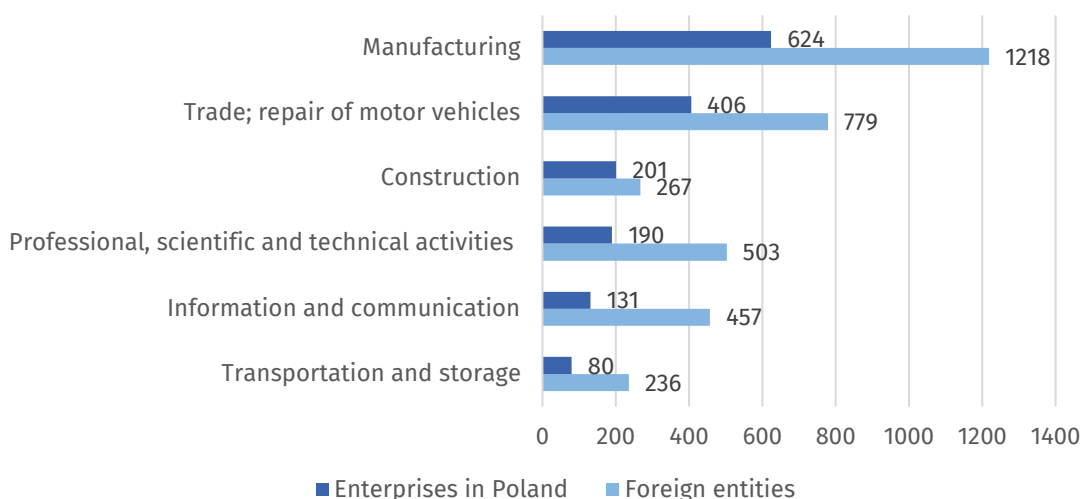


In Mazowieckie voivodship there were located 28.9% of all enterprises having foreign entities

Enterprises in Poland having foreign entities were mainly enterprises engaged in manufacturing (624 enterprises declared involvement in 1 218 foreign entities), trade, repair of motor vehicles (406 and 779, respectively) and construction (201 and 267).

Manufacturing activity was conducted by 33.9% of enterprises having foreign entities

Chart 2. The number of enterprises in Poland and their foreign entities by selected NACE section of enterprise in Poland in 2017

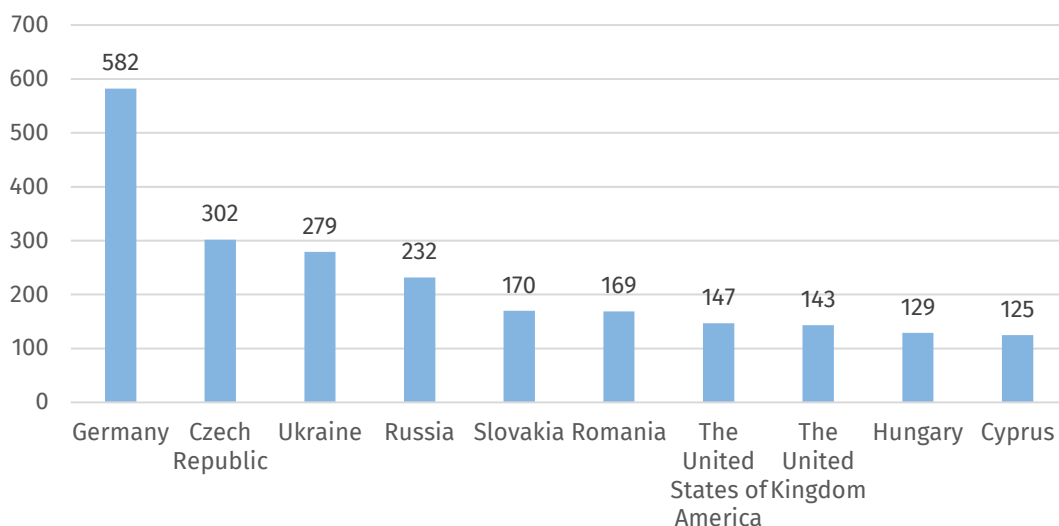


Countries of location of foreign entities

Enterprises in Poland engaged their capital in 116 countries. 1 753 foreign entities (44.5%) were located in seven countries which border with Poland. Majority of foreign entities was seated in Germany - 582, Czech Republic - 302, Ukraine - 279 and in Russia - 232. 2 461 foreign entities (62.4% of all foreign entities) were located in 27 countries of the European Union.

The largest number of foreign entities was located in the countries bordering with Poland: Germany, Czech Republic, Ukraine and Russia

Chart 3. The number of foreign entities by country of their location in 2017



Characteristics of foreign entities by main kind of activity of the enterprise in Poland

The number of persons employed in 3 941 foreign entities amounted to 197.4 thous. persons. In the foreign entities belonging to enterprises in Poland engaged in manufacturing worked 59.4 thous. persons, while in entities belonging to entities dealing with trade, repair of motor vehicles – 33.3 thous. persons.

The number of persons employed in foreign entities of enterprises in Poland engaged in

The number of persons employed in foreign entities amounted to 197.4 thous. persons

those two areas of activity amounted to 47.0% of the total number of persons employed in foreign entities.

Net revenues from sale of products, goods and materials (sales revenues) of foreign entities in total amounted to PLN 183 590.6 mln, of which the vast majority, i.e. PLN 98 477.2 mln (53.6%) were revenues of foreign entities belonging to the enterprises in Poland dealing with manufacturing. Sales revenues of entities belonging to the enterprises involved in trade, repair of motor vehicles amounted to PLN 25 686.9 mln (14.0% of the total sales revenues of foreign entities).

Net revenues from sale of products, goods and materials for export (export) of foreign entities amounted to PLN 44 125.0 mln and accounted for 24.0% of the total sales revenues. The largest share in export belonged to foreign entities owned by enterprises in Poland conducting manufacturing activity – 65.5% (PLN 28 919.1 mln).

Import purchases (import) made by foreign entities amounted to PLN 66 288.5 mln. Value of import of entities owned by enterprises conducting manufacturing activity amounted to PLN 53 077.0 mln and accounted for 80,1% of the total import of foreign entities.

Table 1. Characteristics of foreign entities by NACE section of the enterprise in Poland in 2017

NACE section	Number of foreign entities	Number of persons employed	Net revenues from sale of products, goods and materials	Export	Import	Outlays on tangible fixed assets
Total	3 941	197 351	183 590.6	44 125.0	66 288.5	7 938.4
of which:						
Manufacturing	1 218	59 408	98 477.2	28 919.1	53 077.0	4 304.2
Electricity, gas, steam and air conditioning supply	52	1 222	16 753.1	1 722.1	1 226.7	65.0
Construction	267	12 958	4 462.2	172.9	163.2	43.0
Trade, repair of motor vehicles	779	33 254	25 686.9	3 105.4	9 010.2	644.4
Information and communication	457	30 082	7 289.1	1 604.7	479.6	181.5
Professional, scientific and technical activities	503	39 815	16 443.8	3 600.2	1 717.9	626.1

Characteristics of foreign entities by their main kind of activity

In 2017, 60.2% of all foreign entities declared the same kind of activity as their parent enterprise in Poland. The largest share of foreign entities with the same kind of activity as the enterprise in Poland was observed in the scope of transportation and storage (92.8%) and information and communication (86.0%).

The largest number of foreign entities conducted activity in trade, repair of motor vehicles (1 242), manufacturing (682), information and communication (420) and construction (321).

The number of persons employed in entities engaged in manufacturing amounted to 65.3 thous. persons in 2017, while in entities involved in trade, repair of motor vehicles – 33.6 thous. persons.

The highest net revenues from sale of products, goods and materials were achieved by foreign entities conducting manufacturing activity – PLN 76 632.9 mln (41.7% of the total sales revenues) and trade, repair of motor vehicles – PLN 53 176.7 mln (29.0% of the total sales revenues).

In 2017, the largest number of persons employed was declared in the foreign entities in Germany (38.3 thous. persons), Russia (22.6 thous.), in Czech Republic (20.4 thous.) and Ukraine (13.6 thous.), which in total accounted for 48.1% of the number of persons employed in all foreign entities.

Taking into account the location of the surveyed foreign entities, the highest net revenues from sale of products, goods and materials in 2017 were achieved by foreign entities in Germany and Czech Republic, respectively PLN 45 978.2 mln (25.0% of the total sales revenues of foreign entities) and PLN 37 498.6 mln (20.4%).

31.5% of foreign entities were involved in trade, repair of motor vehicles

Foreign entities in Germany, Russia, Czech Republic and Ukraine declared the largest number of employed persons

Table 2. Characteristics of foreign entities by the selected countries of location in 2017

Countries	Number of foreign entities	Number of persons employed	Net revenues from sale of products, goods and materials	Export	Import	Outlays on tangible fixed assets
Total	3 941	197 351	183 590.6	44 125.0	66 288.5	7 938.4
of which:						
Czech Republic	302	20 375	37 498.6	8 135.7	22 819.3	1 578.6
Germany	582	38 288	45 978.2	4 334.2	6 166.6	483.5
Russia	232	22 628	8 303.6	239.6	2 493.3	306.7
Slovakia	170	6 183	4 491.9	609.7	3 072.2	118.4
Ukraine	279	13 615	3 826.9	853.3	1080.0	162.6

The data on enterprises in Poland having foreign entities presented in this study do not include agriculture, forestry and fishing (section A), financial and insurance activities (section K), higher education institutions, independent public health care facilities, cultural institutions with legal personality and trade unions, religious and political organisations.

Prepared by:

Enterprises Department

Sylwia Czczko

Tel: +48 22 608 3324

e-mail: s.czczko@stat.gov.pl

Issued by:

**The Spokesperson for the President
of the Statistics Poland**

Karolina Dawidziuk

Tel: +48 22 608 3475. +48 22 608 3009

e-mail: rzecznik@stat.gov.pl

Press Office

Tel: +48 22 608 3491. +48 22 608 3804

e-mail: obslugaprasowa@stat.gov.pl



www.stat.gov.pl/en/



[@StatPoland](https://twitter.com/StatPoland)



[@GlownyUrzadStatystyczny](https://www.facebook.com/GlownyUrzadStatystyczny)

Related information

[Activity of enterprises having foreign entities in 2016](#)

[Methodological report. Non-financial enterprises surveys 2019](#)

Terms used in official statistics

[Net revenues from sale of products, goods and materials](#)