

Activity of enterprises having foreign entities in 2022

28.03.2024

 **6.1%**

Growth of the number of foreign entities y-o-y

At the end of 2022, 1 970 enterprises in Poland (an increase as compared to 2021 by 3.7%) declared involvement in 4 503 foreign entities (an increase by 6.1% comparing to 2021) in the form of shares, branches or in other forms. Majority of foreign entities were located in Germany, Czechia, Ukraine and the United States of America.

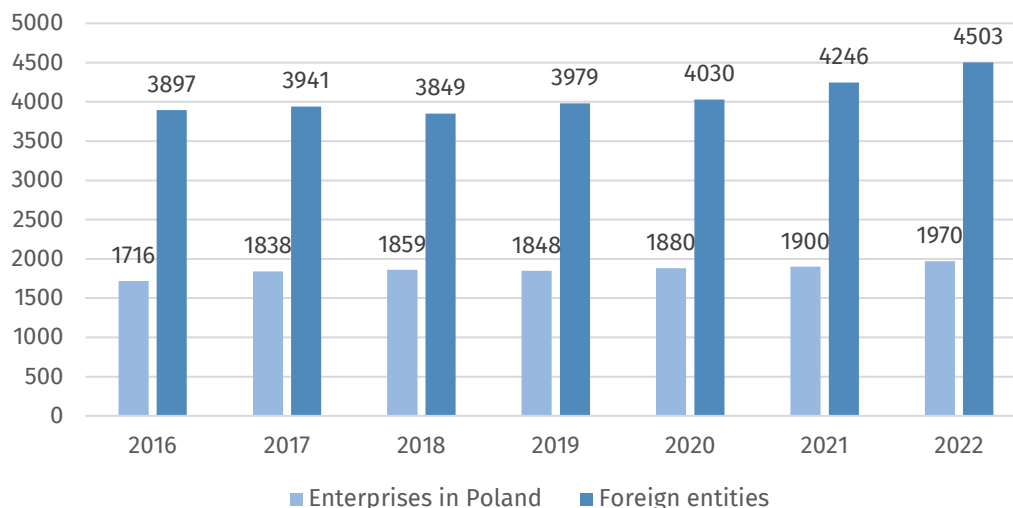
Characteristics of enterprises in Poland having foreign entities

Engagement in foreign entities at the end of 2022 was confirmed by 1 970 surveyed enterprises (in 2021 – 1 900). In the surveyed population of enterprises located in Poland and having foreign entities dominated micro and small enterprises, i.e. with the number of persons employed below 50 people at the end of the year (43.7% of all enterprises), medium-sized enterprises (from 50 to 249 persons employed) accounted for 30.2% and large enterprises (250 and more persons employed) – 26.1%.

In 2022, enterprises belonging to enterprise groups (1 695 entities) accounted for 86.0% of the total of surveyed enterprises having foreign entities.

Micro and small enterprises (below 50 employed persons) constituted 43.7% of all enterprises in Poland having foreign entities

Chart 1. The number of enterprises in Poland and their foreign entities



The surveyed population of 1 970 enterprises declared involvement in 4 503 entities located abroad. Majority of foreign entities – 3 118 (69.2%) were entities with 100% share of the enterprise located in Poland in the capital of the foreign entity. Foreign entities, in which the share of the Polish enterprise was from 50.01% to 99.99% accounted for 18.9% of all foreign

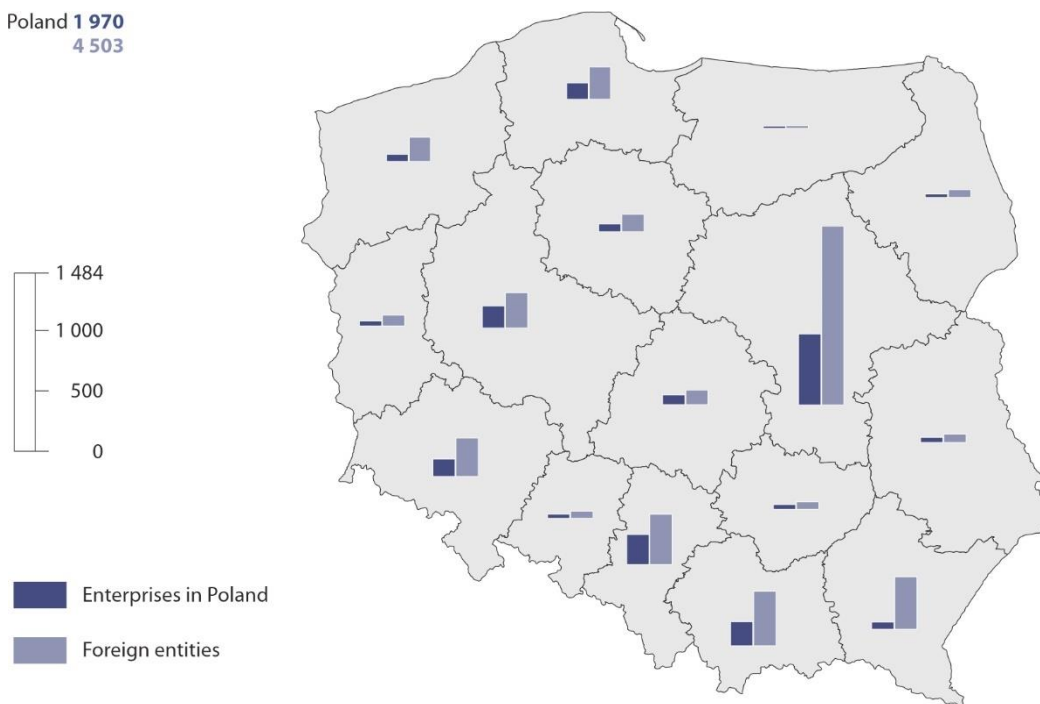
entities (852 entities) and entities for which the share of the enterprise located in Poland in their capital did not exceed 50% – 11.8% of foreign entities (533 entities).

By legal forms, majority of enterprises having foreign entities constituted limited liability companies – 1 329 (67.5%) and joint stock companies – 539 enterprises (27.4%).

At the end of 2022 the largest number of enterprises having foreign entities was located in the following voivodships: Mazowieckie (590 enterprises, which declared involvement in 1 484 foreign entities), Śląskie (248 and 418, respectively), Małopolskie (201 and 453) and Wielkopolskie (184 and 294).

In Mazowieckie voivodship there were located 29.9% of all enterprises having foreign entities

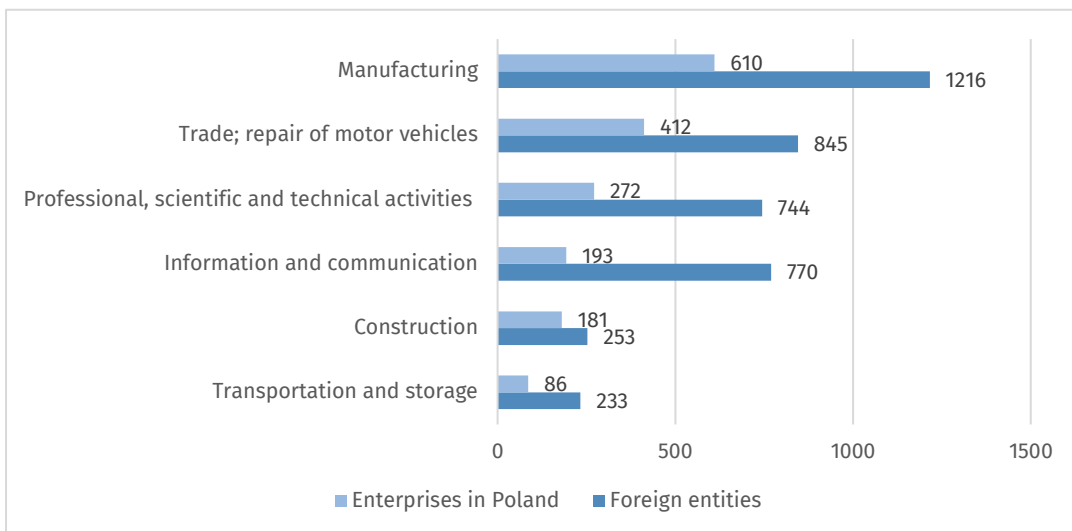
Map 1. The number of enterprises in Poland and their foreign entities by voivodships in 2022



Enterprises located in Poland having foreign entities were mainly enterprises engaged in manufacturing (610 enterprises declared involvement in 1 216 foreign entities), trade; repair of motor vehicles (412 and 845, respectively), professional, scientific and technical activities (272 and 744), information and communication (193 and 770) as well as construction (181 and 253).

Manufacturing activity was conducted by 31.0% of enterprises having foreign entities

Chart 2. The number of enterprises in Poland and their foreign entities by selected NACE section of enterprise in Poland in 2022

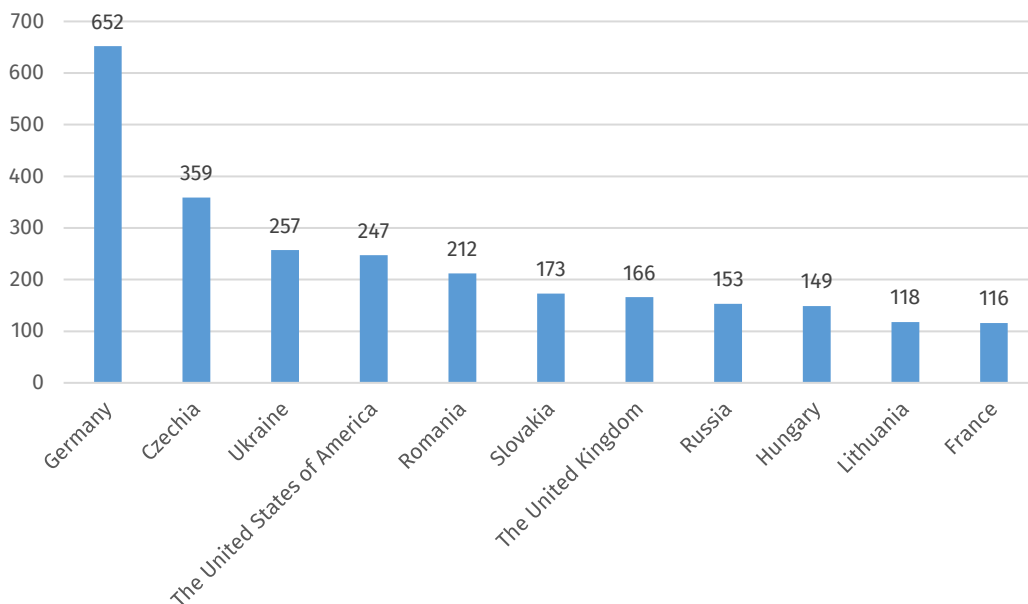


Countries of location of foreign entities

Enterprises located in Poland in 2022 engaged their capital in 117 countries. 1 774 foreign entities (39.4%) were located in seven countries which border Poland. Majority of foreign entities were seated in Germany - 652, Czechia - 359, Ukraine - 257 and in the United States of America - 247. In 26 countries of the European Union there were 2 727 foreign entities (60.6% of all foreign entities).

1 774 foreign entities were located in 2022 in the countries bordering Poland (39.4%)

Chart 3. The number of foreign entities by country of their location in 2022



Characteristics of foreign entities by main kind of activity of the enterprise in Poland

The number of persons employed¹ in 4 503 foreign entities amounted to 199.0 thousand persons. In the foreign entities belonging to enterprises in Poland engaged in manufacturing worked 56.4 thousand persons, while in entities belonging to entities dealing with information and communication – 40.5 thousand persons. The number of persons employed belonging to foreign entities of enterprises in Poland engaged in mentioned above two areas of activity amounted to 48.7% of the total number of persons employed in foreign entities.

Net revenues from sale of products, goods and materials (sales revenues) of foreign entities in total amounted to 614.4 bn PLN, of which the vast majority, i.e. 330.2 bn PLN (53.8%) were revenues of foreign entities belonging to the enterprises in Poland dealing with manufacturing. Sales revenues of entities belonging to the enterprises involved in trade; repair of motor vehicles amounted to 43.8 bn PLN (7.1% of the total sales revenues of foreign entities).

Net revenues from sale of products, goods and materials for export (export) of foreign entities amounted to 98.8 bn PLN and accounted for 16.1% of the total sales revenues. The highest share in export had foreign entities owned by enterprises located in Poland conducting manufacturing activity – 78.7% (77.8 bn PLN).

Import purchases (import) made by foreign entities amounted to 131.0 bn PLN. Value of import of entities owned by enterprises conducting manufacturing activity amounted to 106.4 bn PLN and accounted for 81.2% of the total import of foreign entities.

Table 1. Characteristics of foreign entities by NACE section of the enterprise in Poland in 2022

NACE section	Number of foreign entities	Number of persons employed	Net revenues from sale of products, goods and materials	Export	Import	Outlays on tangible fixed assets
Total	4 503	198 987	614 369.6	98 766.3	131 047.6	13 946.6
including:						
Manufacturing	1 216	56 436	330 248.8	77 762.0	106 371.3	8 521.8
Construction	253	9 175	4 903.1	190.1	121.7	22.6
Trade; repair of motor vehicles	845	33 925	43 791.2	4 747.7	17 206.8	1 469.8
Transportation and storage	233	3 845	4 168.6	497.2	328.2	22.7
Information and communication	770	40 505	23 497.4	2 129.4	1 098.3	329.4
Professional, scientific and technical activities	744	23 734	25 197.2	5 921.8	4 122.2	546.9

¹ Since the reference year 2018 there has been collected the variable 'average number of persons employed' calculated as annual mean on the basis of daily, weekly, monthly or quarterly basis

The number of persons employed in foreign entities amounted to 199.0 thousand persons

Characteristics of foreign entities by their main kind of activity

In 2022, 60.1% of all foreign entities declared the same kind of activity as their parent enterprise located in Poland. The highest share of foreign entities with the same kind of activity as the enterprise in Poland was observed in electricity, gas, steam and air conditioning supply (93.3%) and in transportation and storage (87.1%).

The largest number of foreign entities conducted their activity in trade; repair of motor vehicles (1 360), information and communication (701), manufacturing (648), professional, scientific and technical activities (524) and construction (318).

The number of persons employed in entities engaged in manufacturing amounted to 58.1 thousand persons in 2022, while in entities involved in trade; repair of motor vehicles – 40.2 thousand persons.

The highest net revenues from sale of products, goods and materials were achieved by foreign entities conducting trade; repair of motor vehicles activity – 227.1 bn PLN (37.0% of the total sales revenues). They were also high for entities engaged in manufacturing – 132.4 bn PLN (21.6% of the total sales revenues).

In 2022, the largest number of persons employed was declared in the foreign entities in Germany (25.1 thousand persons) and Czechia (20.4 thousand). Number of persons employed in foreign entities located in Romania was also high – 14.4 thousand.

Taking into account the location of the surveyed foreign entities, high net revenues from sale of products, goods and materials in 2022 were achieved by foreign entities in Germany and Czechia, respectively 109.3 bn PLN (17.8% of the total sales revenues of foreign entities) and 66.9 bn PLN (10.9%).

30.2% of foreign entities were involved in trade; repair of motor vehicles

In 2022 foreign entities in Germany and Czechia reported the largest number of employed persons

Table 2. Characteristics of foreign entities by the selected countries of location in 2022

Countries	Number of foreign entities	Number of persons employed	Net revenues from sale of products, goods and materials	Export	Import	Outlays on tangible fixed assets
Total	4 503	198 987	614 369.6	98 766.3	131 047.6	13 946.6
including:						
Czechia	359	20 409	66 886.9	14 840.1	44 945.9	2 206.0
Germany	652	25 070	109 255.8	6 008.3	9 149.6	446.6
Slovakia	173	7 178	7 928.1	600.3	4 532.9	370.8
Romania	212	14 449	11 398.5	2 011.8	4 597.9	344.9
The United States of America	247	3 241	7 038.8	2 476.5	2 203.5	705.7
Ukraine	257	10 355	4 177.6	804.4	1 617.0	100.7

The data on enterprises in Poland having foreign entities presented in this study do not include agriculture, forestry and fishing (NACE section A), financial and insurance activities (NACE section K), higher education institutions, independent public health care facilities,

cultural institutions with legal personality and trade unions, religious and political organisations.

Due to the rounding of data, in some cases sums of components may slightly differ from the amount given in the item 'total'.

In case of quoting Statistics Poland data, please provide information: "Source of data: Statistics Poland", and in case of publishing calculations made on data published by Statistics Poland, please include the following disclaimer: "Own study based on figures from Statistics Poland".







Prepared by:
Enterprises Department
Director Katarzyna Walkowska
Phone: (+48 22) 608 31 25

Issued by:
**The Spokesperson for the President
of Statistics Poland**
Karolina Banaszek
Phone: (+48) 695 255 011

Press Office

Phone: (+48 22) 608 38 04

e-mail: obslugaprasowa@stat.gov.pl

-  stat.gov.pl/en/
-  [@StatPoland](https://twitter.com/StatPoland)
-  [@GlownyUrzadStatystyczny](https://www.facebook.com/GlownyUrzadStatystyczny)
-  [gus_stat](https://www.instagram.com/gus_stat)
-  [glownyurządstatystycznygus](https://www.youtube.com/glownyurządstatystycznygus)
-  [glownyurządstatystyczny](https://www.linkedin.com/company/glownyurządstatystyczny)

Related information

[News release: Activity of enterprises having foreign entities in 2021](#)

[Publication: Activity of enterprises having foreign entities in 2021](#)

[Methodological report. Non-financial enterprises surveys 2019](#)

Terms used in official statistics

[Net revenues from sale of products, goods and materials](#)