

# Occupancy of "small" tourist accommodation establishments in 2022

23.05.2023

Concerns tourist accommodation establishments with fewer than 10 bed places

 **28.5%**

Increase in the number of overnight stays provided in rooms for guests and agritourism lodgings with fewer than 10 bed places compared to 2021.

In 2022, tourist accommodation establishments with fewer than 10 beds accommodated 1.2 million tourists, with 3.9 million overnight stays provided for them. The occupancy rate of bed places in this type of establishments was 23.8%.

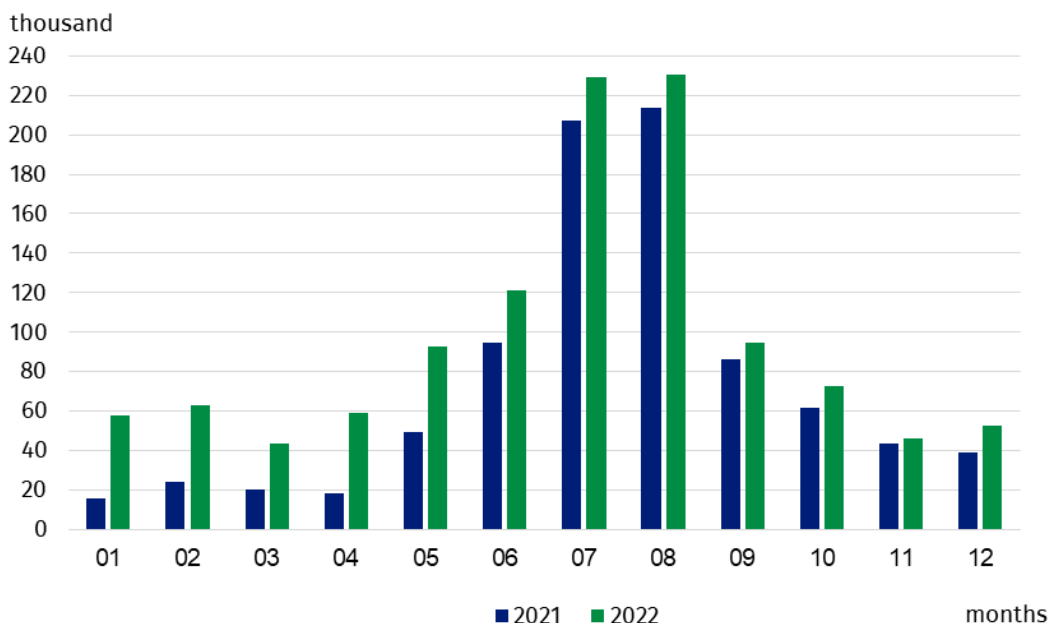
The results presented in this news release have been prepared on the basis of an annual sample survey of rooms for guests and agritourism lodgings with fewer than 10 bed places. The sampling frame was based on the Tourist Establishments Registers maintained by municipal and gmina offices.

## Occupancy of rooms for guests and agritourism lodgings in 2022

In 2022, 1.2 million tourists were accommodated in tourist accommodation establishments with fewer than 10 bed places, including 1.0 million (i.e. 86.2% of the total) domestic tourists and 0.2 million (i.e. 13.8%) foreign tourists. Compared to 2022, the number of total tourists accommodated increased by 288.2 thousand. Taking into account the origin of tourists, there was an increase in the number of tourists from abroad by 263.4% and in tourists from Poland by 20,7%.

In 2022, in "small" accommodation establishments the most frequent overnight foreign visitors were tourists from Germany, who accounted for 34.1% of the total in this type of establishments

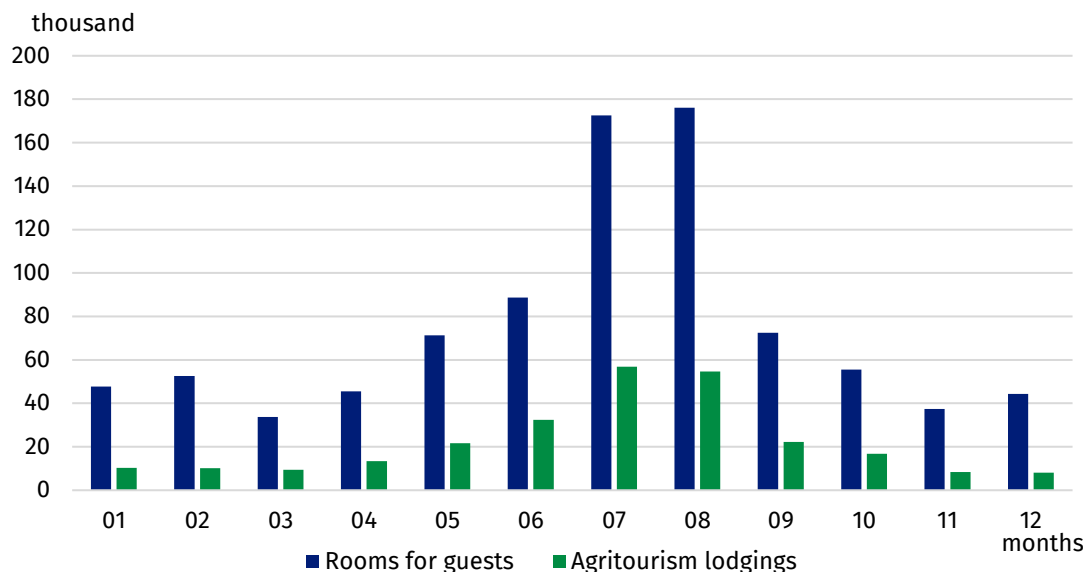
**Chart 1. Tourists in tourist establishments with fewer than 10 bed places**



Among foreign tourists the most numerous were tourists from Germany, who accounted for 34.1% (in 2021 – 47,1%) of all foreign tourists accommodated in this type of establishments. Tourists from Ukraine were also numerous – they accounted for 20.1% of all foreign tourists accommodated (in 2021 - 12.5%) in rooms for guests and agritourism lodgings.

In 2022, tourists mostly visited establishments located in Pomorskie Voivodship - 21.4% of all tourists accommodated in "small" accommodation establishments. They also stayed in large numbers at establishments located in the following voivodships: Zachodniopomorskie (17.8%), Małopolskie (13.2%) and Dolnośląskie (13.0%).

**Chart 2. Tourists staying at accommodation establishments with fewer than 10 bed places by month in 2022**



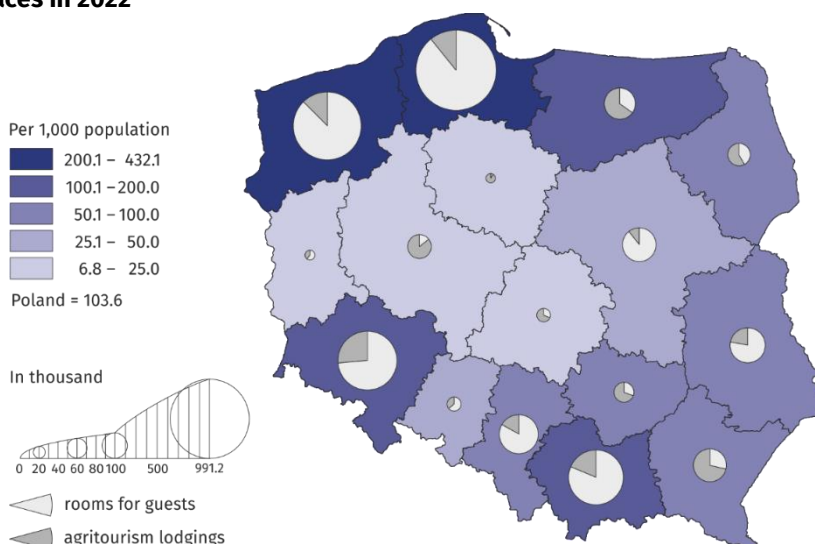
The vast majority of tourists chose to stay in rooms for guests – 898.2 thousand (i.e. 77.3% of all tourists), while 264.4 thousand (i.e. 22.7%) stayed in agritourism lodgings. During the holiday months (July and August), 460.3 thousand tourists stayed in "small" accommodation establishments, which accounted for 39.6% of the total number of persons accommodated throughout the year. Domestic tourists more often stayed in accommodation establishments in August (201.3 thousand tourists) than in July (199.2 thousand), while the largest number of foreign tourists stayed in accommodation establishments in July (30.3 thousand).

In 2022, 3.9 million overnight stays were provided in rooms for guests and agritourism lodgings, of which 3.4 million were provided to domestic tourists and 544.5 thousand to foreign tourists. Compared to 2021, there was a 28.5% increase in the number of total overnight stays, 17.3% in domestic tourists and 213.0% in foreign tourists.

Overnight stays by foreign tourists were dominated by overnight stays by tourists from Germany, which accounted for 30.5% of the total overnight stays provided to foreign visitors (in 2021 – 51.3%). Overnight stays by tourists from Ukraine accounted for 28.2% (in 2021 - 22.3%). The vast majority of overnight stays in "small" establishments in 2022 were provided in rooms for guests (90.1%).

In rooms for guests and agritourism lodgings, in 2022, more than 3 times as many overnight stays were provided to foreign tourists compared to 2021

**Map 1. Overnight stays at tourist accommodation establishments with fewer than 10 bed places in 2022**



In 2022, most overnight stays were provided to tourists in Pomorskie Voivodship – 25.3% of the total number of overnight stays provided in establishments with fewer than 10 bed places, followed by Zachodniopomorskie (18.1%), Małopolskie (13.6%) and Dolnośląskie (11.8%) Voivodships.

Between July and August, approximately 1.8 million overnight stays were provided, accounting for 44.8% of the total overnight stays provided in rooms for guests and agritourism lodgings in 2022. Tourists spent an average of 3.4 nights in “small” accommodation establishments (3.5 in 2021), whereby they stayed slightly longer in agritourism lodgings (3.6 nights) than in rooms for guests (3.3 nights). In in the corresponding period of 2021, the average overnight stay of one tourist in a room for guests was 3.3 nights, and 4.0 nights in an agritourism lodging.






When quoting Statistics Poland data, please provide information: “Source of data: Statistics Poland”, and when publishing calculations made on data published by Statistics Poland, please provide information: “Own study based on Statistics Poland data”.

Prepared by:  
**Statistical Office in Rzeszów**  
**Director Marek Cierpiat-Wolan**  
Office: tel. (+48 17) 853 52 10

Issued by:  
**The Spokesperson for the President  
of Statistics Poland**  
**Karolina Banaszek**  
Mobile: (+48) 695 255 011

**Press Office**

Office: tel. (+48 22) 608 38 04  
**e-mail: [obslugaprasowa@stat.gov.pl](mailto:obslugaprasowa@stat.gov.pl)**

-  [stat.gov.pl/en/](https://stat.gov.pl/en/)
-  [@StatPoland](https://twitter.com/StatPoland)
-  [@GlownyUrzadStatystyczny](https://facebook.com/GlownyUrzadStatystyczny)
-  [gus\\_stat](https://instagram.com/gus_stat)
-  [glownyurządstatystycznygus](https://youtube.com/glownyurządstatystycznygus)
-  [glownyurządstatystyczny](https://linkedin.com/company/glownyurządstatystyczny)

**Related information**

[Occupancy of tourist accommodation establishments in the first quarter of 2022](#)

[Tourism in 2021](#)

**Terms used in official statistics**

[Tourist](#)

[Tourist accommodation establishment](#)

[Bed places in tourist accommodation establishments](#)

[Foreign tourists in tourist accommodation establishments](#)

[Nights spent \(overnight stays\) in tourist accommodation establishments.](#)

[Duration of stay](#)

[Occupancy rate of bed places or rooms](#)