

Accommodation establishments as of 31 July 2021 and their occupancy in the first half of 2021

05.10.2021

(concerns tourist accommodation establishments with 10 or more bed places)

 **27.8%**

Decrease in the number of tourists in accommodation establishments in the first half of 2021 compared to the corresponding period last

In the first half of 2021, 5.3 million tourists were accommodated in tourist accommodation establishments and 14.9 million overnight stays were provided for them. Compared to the same period of 2020, this was lower by 27.8% and 23.4% respectively. Compared to the first half of 2020, the occupancy rate of accommodation establishments also decreased from 23.8% to 19.9%.

In the first half of 2021, restrictions on the operation of tourist accommodation establishments introduced in mid-March 2020 in connection with the COVID-19 pandemic were still in force in Poland. The scope of these restrictions was modified depending on the current epidemiological situation.

Tourist accommodation establishments - end of July 2021

At the end of July 2021, 9942 tourist accommodation establishments were operating in Poland, i.e. by 3.4% (349 establishments) less than a year ago. Among the establishments operating in July, most were hotels (2521), followed by guest rooms (2007), other hotel establishments (957) and holiday centres (947).

Most tourist accommodation establishments were located in Zachodniopomorskie Voivodship (1465), Pomorskie Voivodship (1390), Małopolskie Voivodship (1359) and Dolnośląskie Voivodship (945). These voivodships concentrated half of the country's accommodation establishments.

In July, 784.2 thousand bed places were prepared for tourists, including 224.1 thousand seasonal bed places. The largest number of bed places was available in hotels – 296.8 thousand and holiday centres – 117.8 thousand. Compared with the end of July 2020, the number of bed places increased by 1.1% (8.9 thousand).

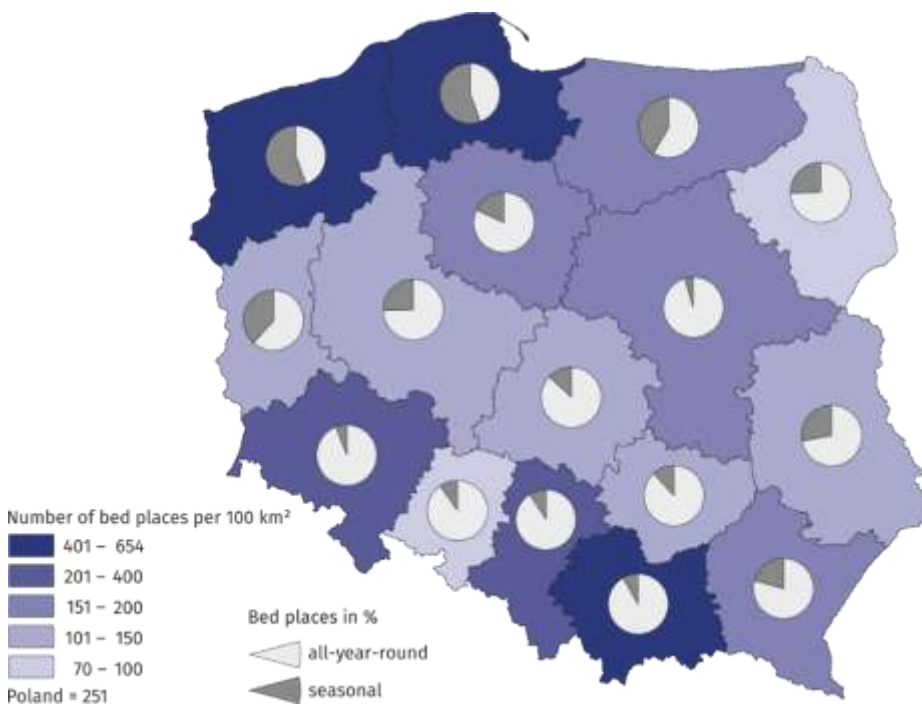
The largest number of bed places available for tourists was in Zachodniopomorskie Voivodship – 144.2 thousand, Pomorskie Voivodship – 111.3 thousand and Małopolskie Voivodship – 99.3 thousand.

Tourist accommodation establishments in Poland are medium-sized – on average they have 79 bed places. The largest are health establishments with an average of nearly 200 bed places, camping sites with over 150 bed places as well as holiday youth centres with 145 bed places. On average, holiday centres and tent camp sites have more than 120 beds each. Hotels have 118 bed places and 57 rooms, on average.

As of 31 July this year, there were 7332 catering facilities in tourist accommodation establishments, i.e. 137 more than in the previous year. The largest group of facilities were restaurants – 3134, i.e. 72.7% of all facilities, and bars and cafés – 2027 (27.6%).

As of 31 July 2021, there were 9942 tourist accommodation establishments in Poland with 784.2 thousand bed places

Map 1. Bed places in tourist accommodation establishments in 2021 – as of 31 July

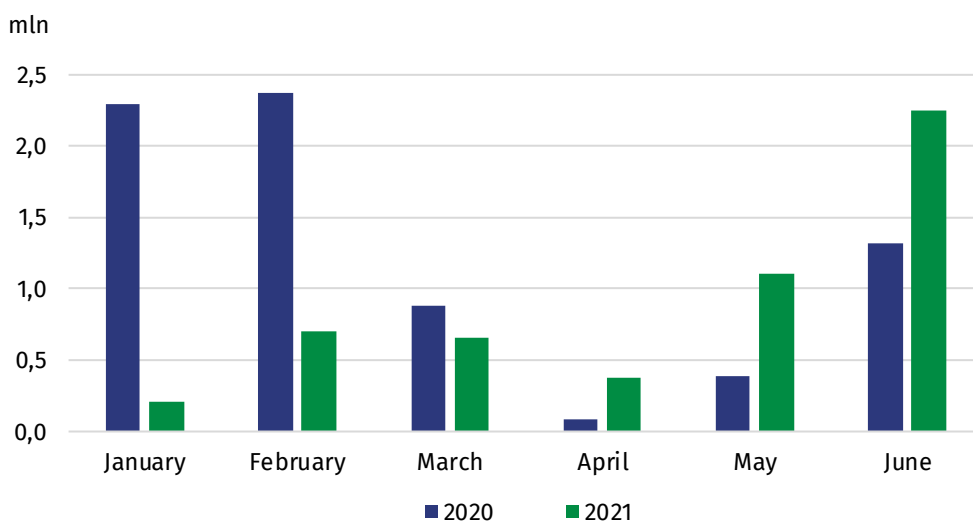


Occupancy of tourist accommodation establishments in the first half of 2021

In the first half of 2021, 5.3 million people were accommodated in tourist accommodation establishments, i.e. 27.8% less than in the same period last year. The lowest number of tourists stayed in accommodation establishments in January, with 0.2 million, which was 90.7% less than in the same period of 2020, and the highest number in June, with 2.3 million, an increase by 71.4% compared to June last year.

In the period January-June 2021, 5.3 million people were accommodated in tourist accommodation establishments, of which 0.4 million came from abroad

Chart 1. Tourists accommodated in tourist accommodation establishments



In the period January-June 2020, most tourists were accommodated in hotels – 3.5 million, followed by other hotel establishments – 440.6 thousand and holiday centres – 324.3 thousand. About 160 thousand persons were accommodated in training and recreational centres, health establishments and rooms for guests.

Compared to the first half of 2020, an increase in the number of persons accommodated was recorded by camping sites (by 68.7%), tent camp sites (by 41.1%), complexes of tourist cottages (by 21.8%) and holiday youth centres (by 0.1%), while other types of facilities recorded decreases, the largest of which occurred in youth shelters (by 47.5%).

The most popular voivodships among tourists were Małopolskie Voivodship and Mazowieckie Voivodship, with over 0.7 million tourists visiting them in the period January-June 2021. A large number of tourists were also accommodated in accommodation establishments in Dolnośląskie Voivodship – 566 thousand, Pomorskie Voivodship – 563 thousand and Zachodniopomorskie Voivodship – 560 thousand. In comparison with the same period last year, a decrease in the number of persons accommodated was recorded in all voivodships, of which the greatest decrease was recorded in the Małopolskie Voivodship (by 42.9%), while the lowest decrease was recorded in accommodation establishments located in the Lubuskie Voivodship (by 4.5%).

Table 1. Tourists in tourist accommodation establishments in the first half of 2021

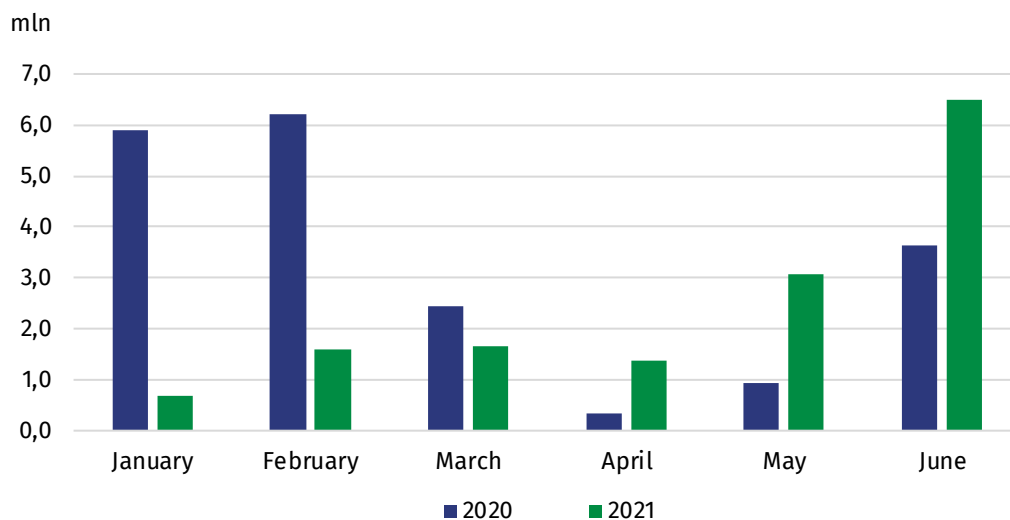
Voivodship	Total		Domestic tourists		Foreign tourists	
	in thousand	first half of 2020=100	in thousand	first half of 2020=100	in thousand	first half of 2020=100
Poland	5295.7	72.2	4884.2	78.7	411.6	36.4
Dolnośląskie	566.2	64.5	517.4	69.3	48.8	37.2
Kujawsko-Pomorskie	232.1	80.1	222.5	81.7	9.6	54.5
Lubelskie	203.0	92.1	194.1	95.8	8.9	49.8
Lubuskie	133.0	95.5	115.8	106.4	17.3	56.7
Łódzkie	204.3	71.7	187.6	74.7	16.7	49.2
Małopolskie	665.4	57.1	626.4	67.8	39.0	16.0
Mazowieckie	718.3	68.7	625.2	76.6	93.1	40.6
Opolskie	58.3	66.8	55.0	72.3	3.3	29.5
Podkarpackie	204.3	73.6	192.1	76.5	12.2	46.1
Podlaskie	121.7	87.5	112.4	96.5	9.4	41.4
Pomorskie	563.0	85.4	532.9	92.0	30.1	37.6
Śląskie	430.6	69.2	395.6	71.7	35.0	49.7
Świętokrzyskie	114.0	86.0	109.2	87.0	4.8	68.6
Warmińsko-Mazurskie	204.3	73.8	199.7	76.7	4.6	28.0
Wielkopolskie	316.9	74.7	291.2	78.0	25.7	50.5
Zachodniopomorskie	560.2	80.6	507.0	91.5	53.3	37.7

Among the total number of tourists accommodated in the first half of this year, 92.2% were domestic tourists (4.9 million) and 7.8% were foreign tourists (0.4 million), and in comparison with the corresponding period of last year, this was less by 21.3% and 63.6% respectively. The overall number of foreign tourists was dominated by European tourists – 365 thousand (88.6%), of which the largest number came from Germany (108 thousand) and Ukraine (63 thousand).

In the period January-June 2021, 14.9 million overnight stays were provided, i.e. 23.4% less than in the first half of last year. Almost half of the overnight stays were provided in hotels – 7.0 million; in health establishments 2.1 million overnight stays were provided for tourists, in holiday centres 1.6 million each.

In the first half of 2021, 63.6% less foreign tourists were accommodated in tourist accommodation establishments than in the same period of 2020

Chart 2. Overnight stays in tourist accommodation establishments



On average, 2.8 overnight stays were provided for tourist, including much shorter stays in motels and hotels (about 2 overnight stays). The longest stays were recorded in health establishments – almost 12 overnight stays on average and in holiday youth centres (about 2 overnight stays) and holiday centres (about 5 overnight stays).

In the first half of this year, 2.8 overnight stays were provided for tourists on average

13.6 million overnight stays were provided for domestic tourists, i.e. 16.8% less than last year, and 1.3 million for foreign tourists, i.e. 57.9% less.

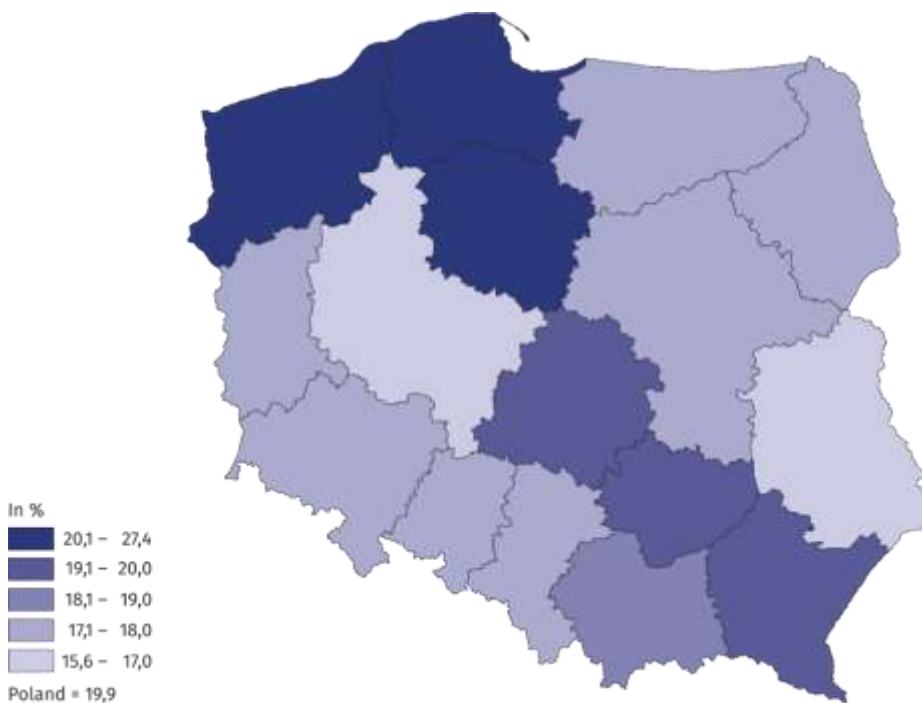
Table 2. Overnight stays in tourist accommodation establishments during the first half of 2021

Voivodship	Total		Domestic tourists		Foreign tourists	
	in thousand	first half of 2020=100	in thousand	first half of 2020=100	in thousand	first half of 2020=100
Poland	14888.5	76.6	13586.3	83.2	1302.2	42.1
Dolnośląskie	1491.2	64.9	1367.0	67.4	124.3	46.4
Kujawsko-Pomorskie	875.2	90.7	833.9	91.4	41.3	78.1
Lubelskie	451.5	96.1	430.7	98.3	20.9	66.4
Lubuskie	322.7	108.0	264.0	112.6	58.7	91.3
Łódzkie	474.8	79.4	378.4	79.6	96.5	78.7
Małopolskie	1934.5	57.7	1841.2	67.5	93.3	14.9
Mazowieckie	1436.0	71.4	1208.2	81.1	227.8	43.6
Opolskie	129.6	65.9	120.2	71.6	9.3	32.4
Podkarpackie	609.8	78.1	565.9	77.6	43.9	84.7
Podlaskie	261.1	98.4	244.9	105.0	16.3	50.4
Pomorskie	1703.9	93.8	1604.0	101.5	99.9	42.1
Śląskie	1080.9	70.2	966.8	71.4	114.1	61.9
Świętokrzyskie	411.9	96.5	389.3	96.7	22.5	92.8
Warmińsko-Mazurskie	505.4	80.5	490.9	82.8	14.5	41.4
Wielkopolskie	647.1	79.3	549.9	82.3	97.2	65.6
Zachodniopomorskie	2552.8	86.3	2331.0	101.3	221.8	33.6

In the first half of this year, the occupancy rate of bed places was 19.9% and was much lower than the year before – by 3.9 p.p. As in the previous periods, the best use was made of bed places in health establishments – the occupancy rate of bed places was 46.9%, but at the same time these establishments recorded the biggest decrease in this rate, i.e. by 8.0 p.p. The occupancy rate of bed places exceeding the national average was also recorded in holiday youth centres – 32.1%, hostels – 27.0% and holiday centres – 23.7%. In other types of establishments, the occupancy rate of bed places ranged from 7.0% in tent camp sites to 18.5% in hotels.

In the first half of 2021, the occupancy rate of bed places was 19.9%, i.e. 3.9 p.p. less than in the corresponding period last year

Map 2. Occupancy rate of bed places in tourist accommodation establishments in the first half of 2021



When quoting Statistics Poland data, please provide information: “Source of data: Statistics Poland”, and when publishing calculations made on data published by Statistics Poland, please provide information: “Own study based on Statistics Poland data”.

Prepared by:
Statistical Office in Rzeszów
Director Marek Cierpiat-Wolan
Office: tel. (+48 17) 853 52 10

Issued by:
**The Spokeperson for the President
of Statistics Poland**
Karolina Banaszek
Mobile: (+48) 695 255 011

Press Office

Office: tel. (+48 22) 608 34 91, 608 38 04

e-mail: obslugaprasowa@stat.gov.pl



www.stat.gov.pl/en/



[@StatPoland](https://twitter.com/StatPoland)



[@GlownyUrzadStatystyczny](https://www.facebook.com/GlownyUrzadStatystyczny)

Related information

[Occupancy of tourist accommodation establishments in the first quarter of 2021](#)

[Occupancy of tourist accommodation establishments in Poland in April and May 2021](#)

[Occupancy of tourist accommodation establishments in Poland in February and March 2021](#)

[Occupancy of tourist accommodation establishments in Poland in January and February 2021](#)

[Tourism in 2020](#)

Data available in databases

[Local data bank](#)

Terms used in official statistics

[Tourist](#)

[Tourist accommodation establishment](#)

[Bed places in tourist accommodation establishments](#)

[Foreign tourists in tourist accommodation establishments](#)

[Nights spent \(overnight stays\) in tourist accommodation establishments](#)

[Duration of the stay](#)

[Occupancy rate of bed places in tourist accommodation establishments](#)