

Occupancy of tourist accommodation establishments in Poland in November and December 2020

(concerns tourist accommodation establishments with 10 or more bed places)

04.02.2021

↓ 80.4%

Estimated decrease in the number of tourists accommodated in accommodation establishments in December 2020 compared to the corresponding month of 2019

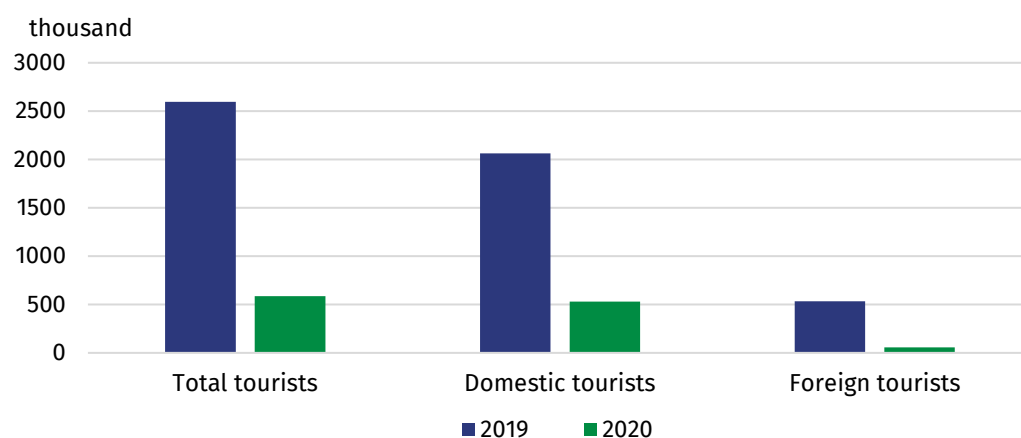
In November 2020, 0.6 million tourists were accommodated in tourist accommodation establishments and 1.4 million overnight stays were provided for them. Compared to November 2019, it was less by 77.4% and 76.6% respectively. A high decrease in the number of tourists was also recorded in December 2020, compared to the corresponding month last year; according to estimates, the number of persons accommodated was lower by 80.4%.

In November 2020, the activity of tourist accommodation establishments was again restricted (previous restrictions took place in April last year). Pursuant to the Regulation of the Council of Ministers dated November 6, 2020¹, as of November 7, only certain persons could use tourist accommodation establishments, such as those performing professional duties, including those on business trips, athletes during training camps and sports competitions. The entry into force of the aforementioned regulation resulted in significant decreases in the number of persons accommodated and overnight stays provided in accommodation establishments compared to November 2019. These indicators decreased to the levels recorded in the first months of the pandemic.

The results of the survey of tourist accommodation establishments showed that in November 2020 0.6 million tourists stayed at the accommodation establishments. Compared to the same month of 2019, when 2.6 million people were recorded, there were 77.4% fewer tourists. Among the total number of tourists, 90.5% were domestic tourists (0.5 million), whereas 9.5% were foreign tourists (0.1 million). Compared to November 2019, it was 74.3% and 89.6% less respectively. Among foreign tourists, accommodation establishments were most popular among guests from the Ukraine, who constituted 21.4% of all foreign tourists; however, their percentage was 73.6% lower than a year before. Also, persons from Germany were numerous (16.3%).

In November 2020, 89.6% less foreign tourists were accommodated in tourist accommodation establishments than in November 2019

Chart 1. Tourists accommodated in November



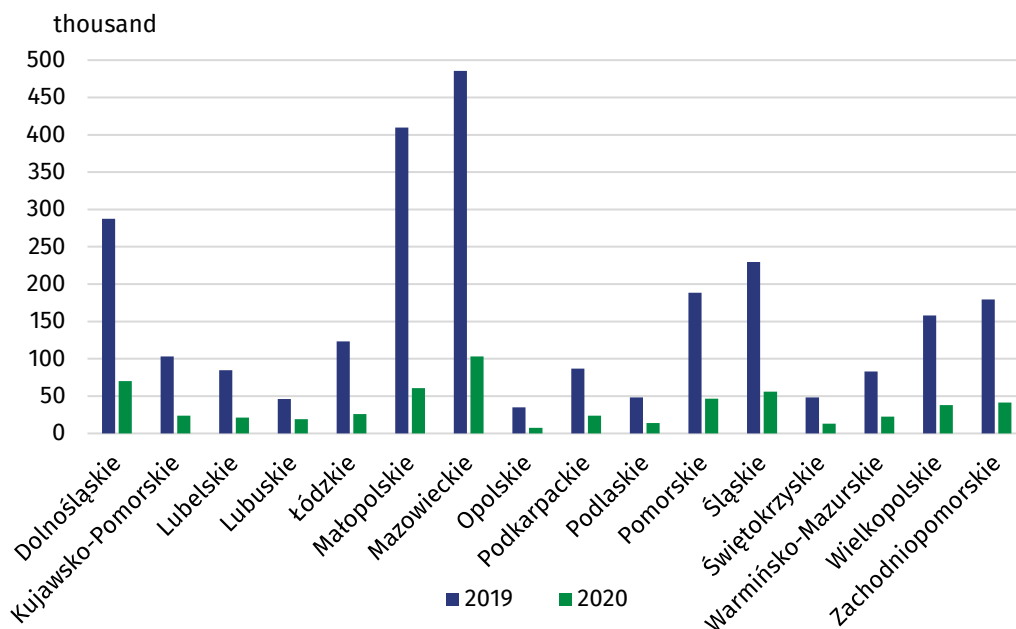
A decrease in the number of tourists accommodated was noted in all voivodships, compared to the corresponding month of 2019. The highest decrease was observed in accommodation establishments located in Małopolskie Voivodship (by 85.2%), whereas the smallest one in establishments located in Lubuskie Voivodship (by 58.9%).

In November 2020, the largest decrease in the number of tourists accommodated was in Małopolskie Voivodship compared to the same month of 2019

¹ <https://isap.sejm.gov.pl/isap.nsf/DocDetails.xsp?id=WDU20200001972>

In November 2020, the largest number of persons were accommodated in Mazowieckie Voivodship (103.3 thousand) and the smallest number in Opolskie Voivodship (7.3 thousand). As in other months outside the holiday season, in November 2020, tourists most often chose to stay in hotels – 75.1% of domestic tourists and 77.8% of foreign tourists were accommodated in these establishments.

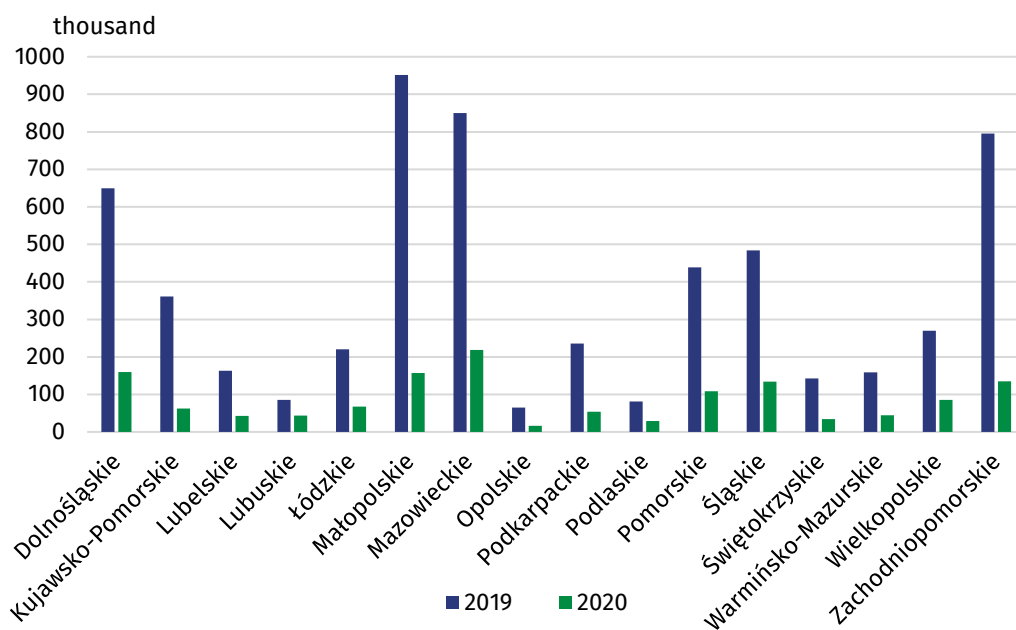
Chart 2. Tourists accommodated in November by voivodship



In November 2020, 1.4 million overnight stays (76.6% less than a year ago) were provided to tourists, including domestic tourists – 1.2 million (74.5% less than in the same period of 2019) and foreign tourists - 0.2 million (84.4% less than in November last year).

The number of overnight stays provided to domestic tourists in November 2020 decreased by 74.5% compared to November 2019

Chart 3. Overnight stays provided in tourist accommodation establishments in November by voivodship



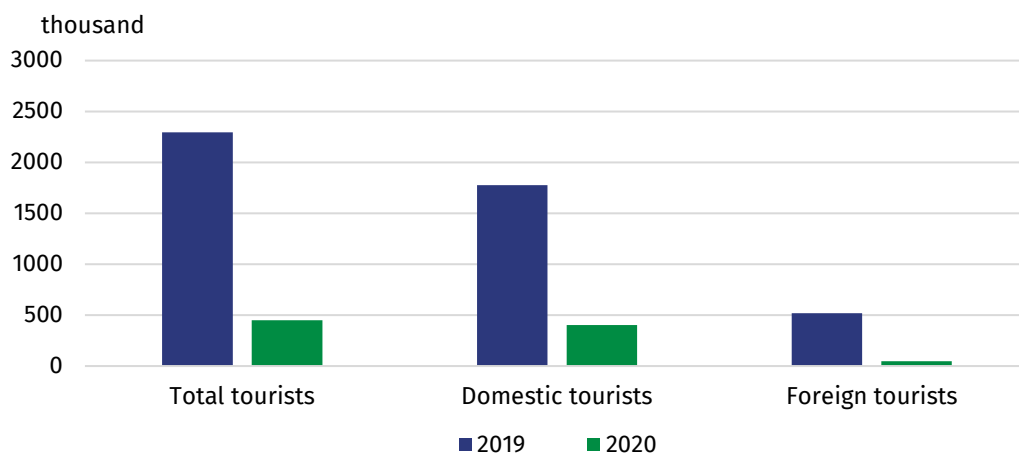
In comparison with November 2019, the largest decrease in the number of overnight stays provided was recorded in establishments of Małopolskie Voivodship (by 83.5%), Zachodniopomorskie Voivodship (by 83.1%) and Kujawsko-Pomorskie Voivodship (by 82.8%), whereas the smallest in Lubuskie Voivodship (by 48.6%). The occupancy rate of bed places in the accommodation establishments was 10.3%, and compared to November 2019 it was 25.1 pp lower.

The restrictions on the operation of tourist accommodation establishments introduced in November 2020 were also in force in December, and in addition, as of December 28, pursuant to the Regulation of the Council of Ministers of December 27, 2020² the list of persons to whom the establishments may provide accommodation was made more specific.

According to estimates, in December 2020, only 450.1 thousand tourists were accommodated in tourist accommodation establishments, including 403.9 thousand domestic tourists and 46.2 thousand foreign tourists. Compared to the same month 2019, the total number of tourists was 80.4% lower, with the number of domestic tourists being 77.3% lower and foreign tourists 91.1% lower.

According to estimates, in December 2020, 91.1% fewer foreign tourists were accommodated in tourist accommodation establishments than in December 2019

Chart 4. Tourists accommodated in December*

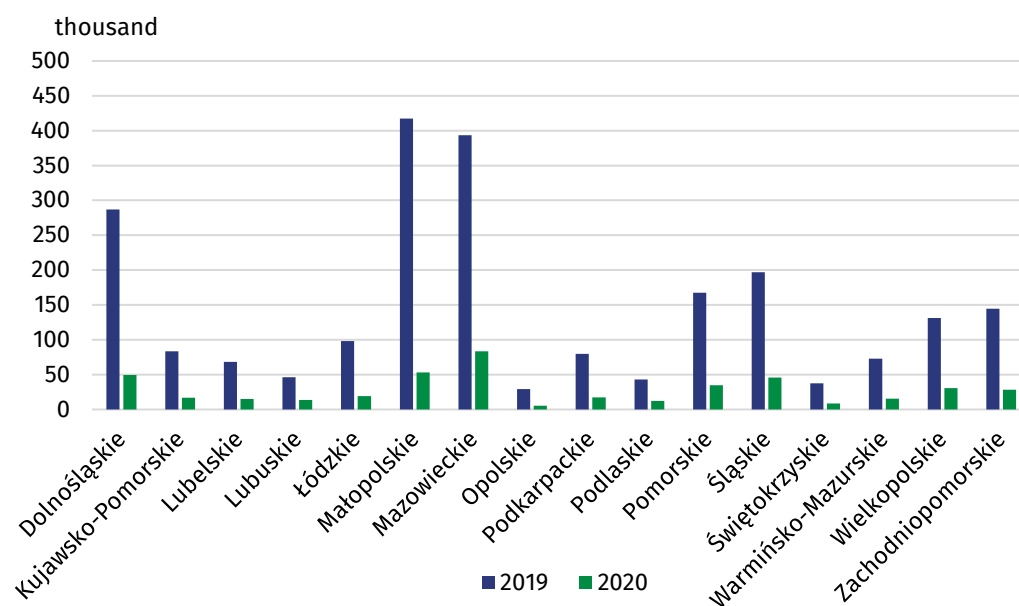


*estimated data

In all voivodships the decrease in the number of tourists compared to December 2019 exceeded 70%, of which the biggest one was in Małopolskie Voivodship (by 87.2%). The smallest decrease in the number of tourists was recorded in Lubuskie Voivodship and amounted to 70.2%.

It is estimated that in December 2020, 1.0 million overnight stays were provided to tourists, i.e. 81.6% less than a year ago (5.5 million). 0.9 million overnight stays were provided for domestic tourists whereas 0.1 million for foreign tourists, which was 79.6% and 88.3% less than in the corresponding month of 2019 respectively.

Chart 5. Tourists accommodated in December by voivodships*



*estimated data

² <https://isap.sejm.gov.pl/isap.nsf/DocDetails.xsp?id=WDU20200002353>

When quoting Statistics Poland data, please provide information: "Source of data: Statistics Poland", and when publishing calculations made on data published by Statistics Poland, please provide information: "Own study based on Statistics Poland data".

Prepared by:
Statistical Office in Rzeszów
Director Marek Cierpiat-Wolan
Office: tel. (+48 17) 853 52 10

Issued by:
**The Spokesperson for the President
of Statistics Poland**
Karolina Banaszek
Mobile: (+48) 695 255 011

Press Office

Office: tel. (+48 22) 608 34 91, 608 38 04

e-mail: obslugaprasowa@stat.gov.pl



www.stat.gov.pl/en/



[@StatPoland](https://twitter.com/StatPoland)



[@GlownyUrzadStatystyczny](https://www.facebook.com/GlownyUrzadStatystyczny)

Related information

[Occupancy of tourist accommodation establishments in Poland in October and November 2020](#)

[Occupancy of tourist accommodation establishments in Poland in September and October 2020](#)

[Occupancy of tourist accommodation establishments in Poland in July and August 2020](#)

[Occupancy of tourist accommodation establishments in Poland in June and July 2020](#)

[Occupancy of tourist accommodation establishments in Poland in May and June 2020](#)

[Occupancy of tourist accommodation establishments in Poland in April and May 2020](#)

[Occupancy of tourist accommodation establishments in the first quarter of 2020](#)

[Occupancy of tourist accommodation establishments in Poland in March and April 2020](#)

[Tourism in Poland in the face of COVID-19 pandemic](#)

[Tourism in 2019](#)

Data available in databases

[Local Data Bank](#)

Terms used in official statistics

[Tourist](#)

[Tourist accommodation establishment](#)

[Bed places in tourist accommodation establishments](#)

[Nights spent \(overnight stays\) in tourist accommodation establishments.](#)

[Duration of the stay](#)