

Occupancy of tourist accommodation establishments in 2022

Concerns tourist accommodation establishments with 10 or more bed places

06.04.2023

↑ **54.3%**

Increase in the number of tourists accommodated in tourist accommodation establishments compared to 2021

In 2022, 34.2 million tourists were accommodated in tourist accommodation establishments, with 90.0 million overnight stays. Compared to 2021, it was more by 54.3% and 43.2%, respectively. The occupancy rate of bed places in all tourist accommodation establishments in 2022 amounted to 40.4% and was higher by 8.1 percentage point compared to the previous year.

In 2022, Poland saw an increase in the number of tourists and overnight stays compared to the previous year. The increase in tourists was influenced by two factors: the lack of restrictions in the operation of accommodation establishments resulting from the Covid-19 pandemic and the armed aggression of the Russian Federation against Ukraine, which caused a massive influx of Ukrainian refugees to Poland, who largely used tourist accommodation establishments.

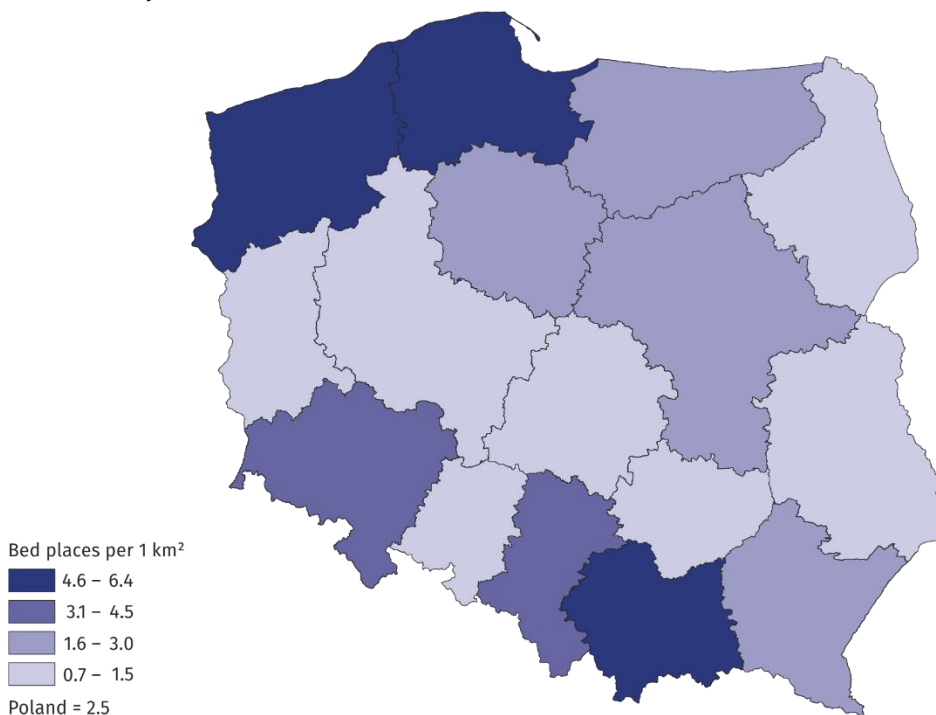
Tourist accommodation establishments

As of 31 July 2022, 9,766 tourist accommodation establishments were operating in Poland, i.e. 176 fewer (1.8%) than the year before. Apart from hotels (increase of 48 establishments), motels (increase of 2 establishments), complexes of tourist cottages and camping sites (increase of 1) and creative arts centres (no change compared to previous year), declines in the number of establishments operating in July 2022 were recorded in all the remaining types of establishments, with the highest one in rooms for guests / private lodgings (70 establishments).

In July 2022, 9.8 thousand tourist accommodation establishments were operating in Poland

Map 1. Tourist accommodation establishments density rate in 2022

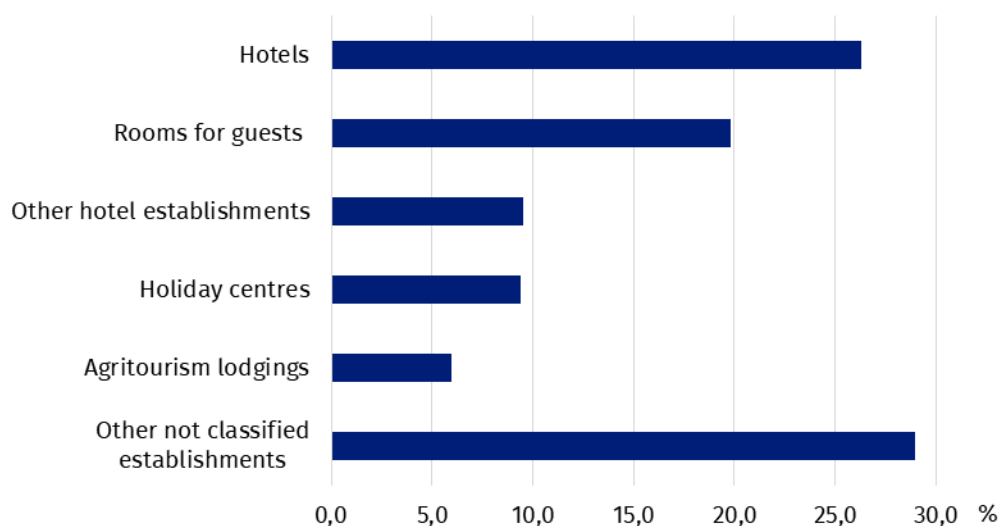
As of 31 July



Taking into account the standard of accommodation services provided, the accommodation establishments consisted of 3,974 hotel and similar establishments¹ and 5,792 other establishments². Among hotels and similar establishments, the most numerous group, as in previous years, were hotels – 2,569 and other hotel establishments, which include guest houses and inns, among other things. At the end of July 2022 there were 933 such establishments, i.e. by 2.5% less than in 2021.

In the group of other accommodation establishments, rooms for guests/private lodgings were the most numerous – 1,937 establishments (i.e. by 3.5% less than a year earlier) and holiday centres – 918 establishments, which in 2022 recorded a decrease of 3.1% compared to the previous year.

Chart 1. Tourist accommodation establishments by type



At the end of July 2022, tourist accommodation establishments offered 779,9 thousand bed places, of which all year round places constituting over 71.7%. In relation to the previous year, the number of bed places decreased by 4.2 thousand (i.e. by 0.5%). Tourist accommodation establishments density rate measured by the number of bed places per 1 km² of area stood at the level of the previous year at 2.5.

The largest resources of tourist accommodation establishments were located in Zachodniopomorskie Voivodship – 143.3 thousand bed places, followed by Pomorskie and Małopolskie Voivodships, which in 2022 offered 110.9 and 97.9 thousand bed places for tourists respectively, with the vast majority (91.8%) of bed places in Małopolskie Voivodship being all-year-round bed places, and seasonal bed places prevailing in Zachodniopomorskie and Pomorskie voivodships.

One tourist accommodation establishment had 80 bed places on average (79 a year before). As in 2021, the largest number of bed places was offered by hotels (302.8 thousand) and holiday centres (116.6 thousand).

Tourists in tourist accommodation establishments

In 2022, 34.2 million tourists were accommodated in tourist accommodation establishments, which was 12.1 million more (i.e. by 54.3%) than in the previous year. 27.2 million tourists were accommodated in hotels and similar establishments, including the most (23.8 million) staying in hotels (65.6% more than in 2021). In other tourist accommodation establishments,

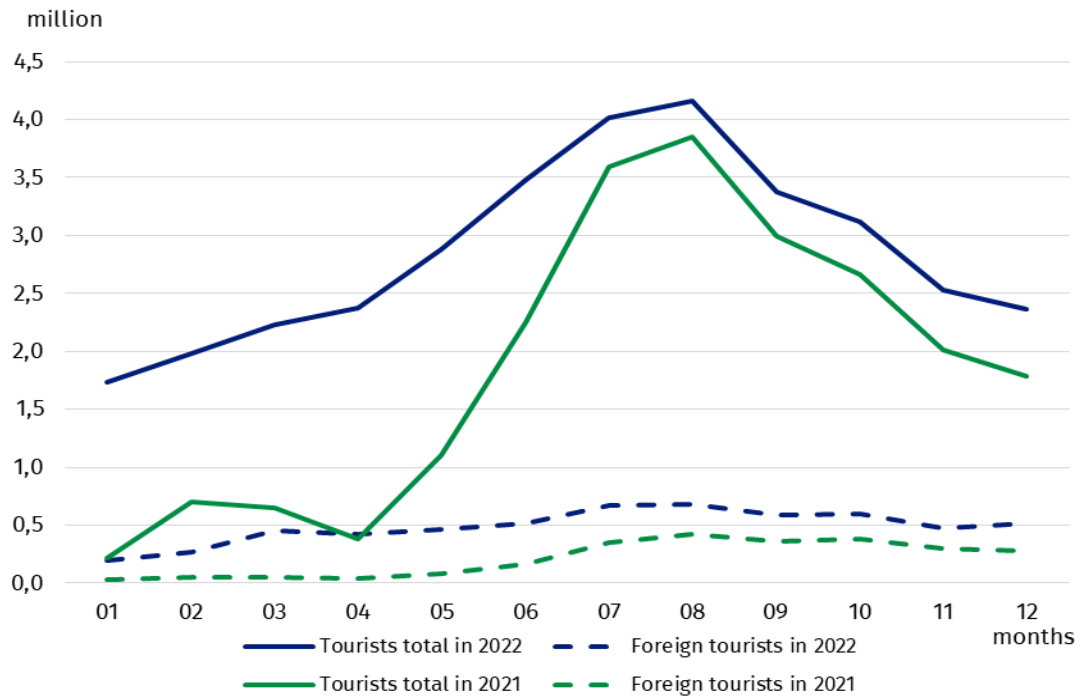
In 2022, almost two-thirds of tourists accommodated in the accommodation establishments stayed in hotels

¹ Hotels, motels, boarding houses and other hotel establishments.

² Excursion hostels, shelters, youth hostels, school youth hostels, holiday centres, holiday youth centres, training-recreational centres, creative arts centres, complexes of tourist cottages, camping sites, tent camp sites, hostels, health establishments, rooms for guests (private lodgings), agritourism lodgings, other not classified.

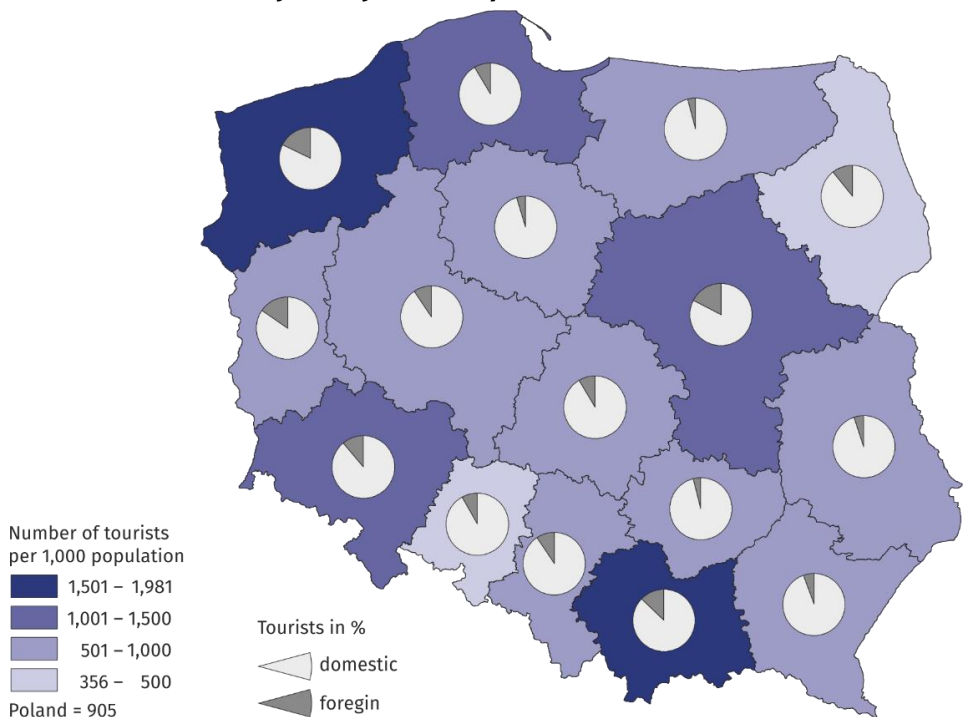
7.1 million tourists were accommodated, of which most people stayed in holiday centres – 1.8 million tourists (23.5% more). Rooms for guests and training-recreational centres were also very popular, with 891.6 thousand (27.4% more) and 864.9 thousand (25.2% more) tourist respectively. In 2022, in health establishments, 832.9 thousand people were accommodated, i.e. 38.9% more than in 2021.

Chart 2. Tourists in tourist accommodation establishments by month



The largest number of tourists were accommodated in accommodation establishments located in Mazowieckie Voivodship – 5.9 million, followed by Małopolskie Voivodship – 5.2 million and with over 3 million in the following voivodship: Dolnośląskie (3.7 million), Zachodniopomorskie and Pomorskie (3.3 million each). Compared to 2021, an increase in the number of tourists accommodated in accommodation establishments was recorded in all voivodships, with the highest in Mazowieckie Voivodship (by 94.7%) and the lowest in Warmińsko-Mazurskie Voivodship (by 28.6%).

Map 2. Tourist traffic intensity rate by voivodship in 2022



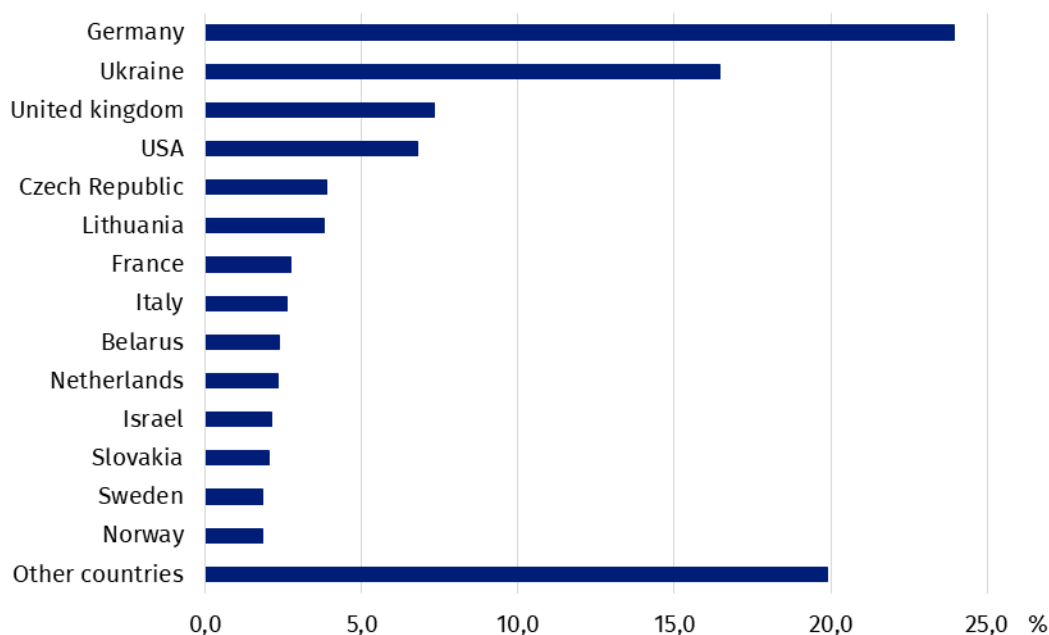
Among the people accommodated in tourist accommodation establishments in 2022, there were 5.8 million foreign tourists, which accounted for 17.1% of the total number of tourists accommodated in accommodation establishments (in 2021 – 11.3%). The largest number of foreign tourists was accommodated in Mazowieckie (1.5 million), followed by Małopolskie (1.2 million) and Zachodniopomorskie (0.7 million) Voivodships.

Table 1. Occupancy of tourist accommodation establishments by type of accommodation in 2022

SPECIFICATION	Tourists accommodated		Overnight stays		Occupancy rate of bed places (in %)
	total	of which foreign tourists	total	of which foreign tourists	
	in thousands				
TOTAL	34 249.0	5 846.6	89 953.8	14 759.2	40.4
Hotels and similar establishments	27 175.3	5 268.3	55 235.2	12 253.4	41.3
hotels	23 780.2	4 820.3	46 778.0	1 0740.9	43.2
motels	186.2	20.8	323.7	34.4	27.4
boarding houses	578.4	53.7	1 498.7	135.9	28.9
other hotel establishments	2 630.6	373.5	6 634.9	1 342.3	34.6
Other establishments	7 073.7	578.3	34 718.6	2 505.9	39.1
excursion hostels	47.1	3.8	169.2	8.3	30.0
shelters	190.3	4.2	301.2	6.6	32.5
youth hostels	48.4	10.5	128.7	35.8	25.4
school youth hostels	169.3	15.2	634.5	108.7	19.2
holiday centres	1 826.0	71.1	9 424.7	369.4	40.6
holiday youth centres	83.8	0.5	594.9	4.8	46.6
training-recreational centres	864.9	35.2	3 288.1	165.4	32.2
creative arts centres	43.3	1.2	128.5	6.9	25.8
complexes of tourist cottages	366.1	10.5	1 492.1	54.9	31.3
camping sites	239.0	47.9	762.0	147.3	26.6
tent camp sites	102.8	8.4	382.1	25.4	24.1
hostels	659.6	188.4	1 511.4	525.4	46.4
health establishments	832.9	34.7	10 132.2	254.1	73.9
rooms for guests	891.6	71.8	3 068.6	312.0	27.0
agritourism lodgings	128.4	5.8	481.4	42.9	16.7
other not classified	580.2	69.0	2 218.8	437.7	28.0

The majority of foreign tourists accommodated in accommodation establishments were from Germany (1.4 million), followed by Ukraine (962.4 thousand) and Great Britain (429.0 thousand). Among other countries, the largest number of tourists came from the United States (397.6 thousand). In 2022, a large group of foreign tourists were also tourists from Czechia (227.6 thousand), Latvia (223.2 thousand), France (160.3 thousand) and Italy (152.8 thousand). Compared to 2021, the largest increase in the number of foreign tourists accommodated in accommodation establishments occurred in Podkarpackie Voivodship (by 373.4%) and the lowest increase in Świętokrzyskie Voivodship (by 46.1%).

Chart 3. Foreign tourists accommodated in tourist accommodation establishments by country of residence in 2022



The peak tourist season fell on the summer months (July and August), when 8.2 million people were accommodated in accommodation establishments, i.e. 23.9% of the total number of tourists (in 2021 it was 33.5%).

Overnight stays

In 2022, tourist accommodation establishments recorded 90.0 million overnight stays (43.2% more than in 2021), including those of foreign tourists – 14.8 million (106.0% more than in the previous year). Most overnight stays were provided to tourists staying in hotels – 46.8 million, i.e. 52.0% of the total number, followed by health establishments – 10.1 million (11.3%) and holiday centres – 9.4 million (10.5%).

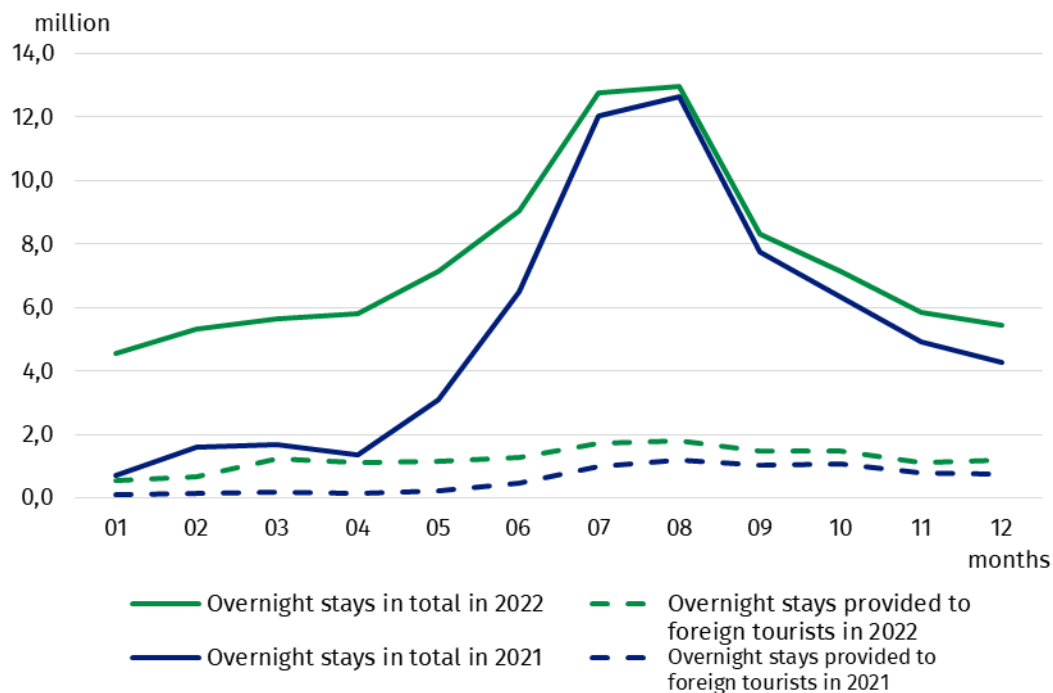
As in previous years, also in 2022, the largest number of overnight stays was recorded in Zachodniopomorskie Voivodship (15.2 million), followed by Małopolskie (13.7 million), Mazowieckie (10.3 million) and Pomorskie (10.0 million) Voivodships. Overnight stays in these voivodships constituted over half (54.7%) of the total number of overnight stays in tourist accommodation establishments in Poland.

Overnight stays in the summer season (July and August) accounted for 28.6% of overnight stays in 2022, and this was 4.1% more than the previous year.

An average duration of stay of tourists in tourist accommodation establishments in 2022 was 2.6 days. Tourists stayed the longest in Zachodniopomorskie Voivodship (4.7 days) and the shortest in Mazowieckie Voivodship (1.7) and Wielkopolskie Voivodship (2.0).

In 2022, more than twice as many overnight stays were provided to foreign tourists compared to 2021

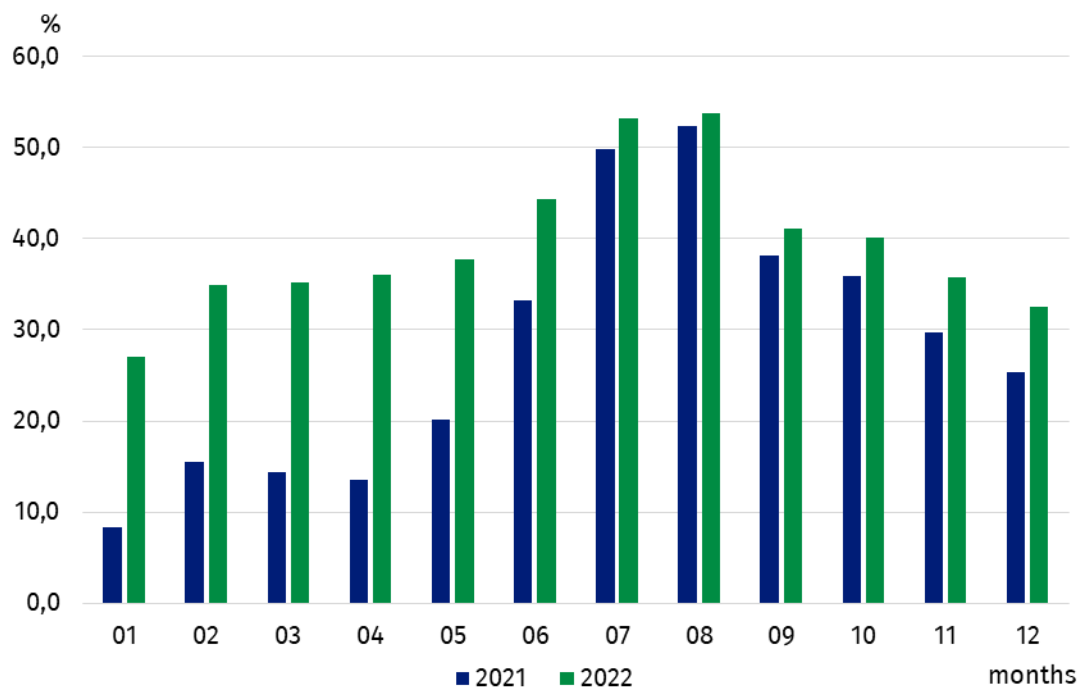
Chart 4. Overnight stays in tourist accommodation establishments by month



Occupancy rate of bed places

In 2022, the total occupancy rate of bed places in tourist accommodation establishments amounted to 40.4% (in 2021 – 32.3%). The highest rates were recorded in the summer months: in July – 53.2% and in August – 53.8%, and compared to the previous year they were higher by 3.3 pp and 1.4 pp respectively.

Chart 5. Occupancy rate of bed places by month



The highest occupancy rate of bed places was recorded in August with 53.8%

As in the previous year, the most occupied bed places were recorded in health establishments (73.9%), followed by holiday youth centres (46.6%), hostels (46.4%) and hotels (43.2%). Among the voivodships, the highest values of the rate were observed in the following voivodships: Zachodniopomorskie (47.8%), Mazowieckie (45.7%) and Kujawsko-Pomorskie (45.3%) while the lowest in Lubuskie Voivodship (31.2%).

Table 2. Occupancy of tourist accommodation establishments by voivodship in 2022

SPECIFICATION	Tourists accommodated		Overnight stays		Occupancy rate of bed places (in %)
	total	of which foreign tourists	total	of which of foreign tourists	
	in thousands				
POLAND	34 249.0	5 846.6	89 953.8	14 759.2	40.4
Dolnośląskie	3 732.8	534.0	9 635.6	1 241.1	38.8
Kujawsko-Pomorskie	1 370.2	76.3	4 503.2	215.2	45.3
Lubelskie	1 158.7	160.8	2 425.8	294.2	33.8
Lubuskie	635.4	124.8	1 403.8	285.8	31.2
Łódzkie	1 213.0	125.4	2 568.9	434.6	38.2
Małopolskie	5 196.1	1 178.4	13 687.0	2 870.0	41.8
Mazowieckie	5 893.7	1 462.0	10 293.5	2 881.8	45.7
Opolskie	336.8	32.2	718.0	82.2	31.5
Podkarpackie	1209.4	208.5	3419.5	412.0	35.2
Podlaskie	568.9	111.6	1 283.4	158.0	32.8
Pomorskie	3 289.8	424.3	10 026.2	1 118.6	42.7
Śląskie	2 665.4	364.8	6 155.8	884.2	38.1
Świętokrzyskie	617.2	25.1	1 844.5	75.0	33.2
Warmińsko-Mazurskie	1 204.6	60.7	3 086.6	151.1	31.8
Wielkopolskie	1 898.6	229.6	3 741.1	574.6	31.7
Zachodniopomorskie	3 258.4	728.1	15 161.0	3 081.0	47.8

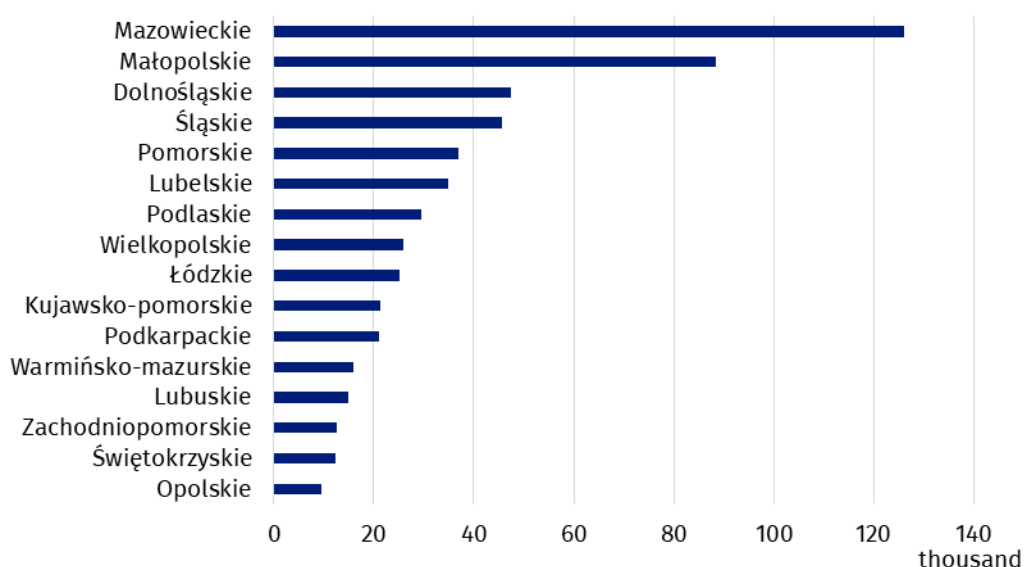
In 2022, the most overnight stays were provided in Zachodniopomorskie Voivodship (15.2 million)

Occupancy of tourist accommodation establishments in the face of an influx of refugees from Ukraine

In 2022, refugees from war-stricken Ukraine were also accommodated in tourist accommodation establishments. Unlike tourists from that country, who paid for their stay with their own funds (by booking accommodations in person at the establishment, by phone or using booking portals such as Booking.com), the refugees' stay was financed from external sources or by the accommodation establishment where they stayed.

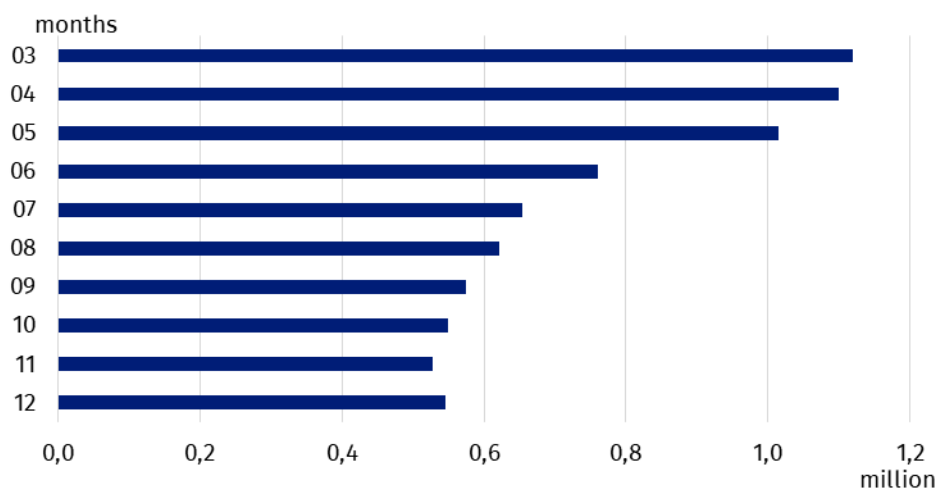
In the period from March to December 2022, 567.4 thousand refugees were recorded in the accommodation base. Accommodation was used both by those seeking refuge in our country and those treating Poland as a transit country. The largest number of refugees stayed in establishments located in Mazowieckie Voivodship - 126.1 thousand, followed by Małopolskie Voivodship (88.3 thousand) and Dolnośląskie Voivodship (47.4 thousand).

Chart 6: Refugees in tourist accommodation establishments by voivodship in 2022



From March to December 2022, 7.5 million overnight stays were provided to refugees in tourist establishments. The largest number was in Małopolskie Voivodship (1.2 million), followed by Mazowieckie and Śląskie Voivodships (0.8 million each) and Dolnośląskie Voivodship (0.7 million). A total of 3.2 million overnight stays were provided to refugees between March and May 2022. The fewest number of overnight stays were provided to refugees in November - 527.6 thousand.

Chart 7. Overnight stays provided to refugees in tourist accommodation establishments by month









When quoting Statistics Poland data, please provide information: "Source of data: Statistics Poland", and when publishing calculations made on data published by Statistics Poland, please provide information: "Own study based on Statistics Poland data".

Prepared by:
Statistical Office in Rzeszów
Director Marek Cierpiat-Wolan
Office: tel. (+48 17) 853 52 10

Issued by:
**The Spokesperson for the President
of Statistics Poland**
Karolina Banaszek
Mobile: (+48) 695 255 011

Press Office

Office: tel. (+48 22) 608 38 04
e-mail: obslugaprasowa@stat.gov.pl

-  stat.gov.pl/en/
-  [@StatPoland](https://twitter.com/StatPoland)
-  [@GlownyUrzadStatystyczny](https://www.facebook.com/GlownyUrzadStatystyczny)
-  [gus_stat](https://www.instagram.com/gus_stat)
-  [glownyurządstatystycznygus](https://www.youtube.com/glownyurządstatystycznygus)
-  [glownyurządstatystyczny](https://www.linkedin.com/company/glownyurządstatystyczny)

Related information

[Occupancy of tourist accommodation establishments in 2021](#)

[Tourism in 2021](#)

[Occupancy of tourist accommodation establishments in March 2022 in the face of the inflow of refugees from Ukraine and the absence of restrictions related to the COVID-19 pandemic](#)

[Tourist accommodation establishments in coastal areas in July and August 2022](#)

Data available in databases

[Local Data Bank](#)

Terms used in official statistics

[Tourist](#)

[Tourist accommodation establishment](#)

[Bed places in tourist accommodation establishments](#)

[Foreign tourists in tourist accommodation establishments](#)

[Nights spent \(overnight stays\) in tourist accommodation establishments.](#)

[Duration of stay](#)

[Occupancy rate of bed places or rooms](#)