

Activity of museums in 2023

13.05.2024

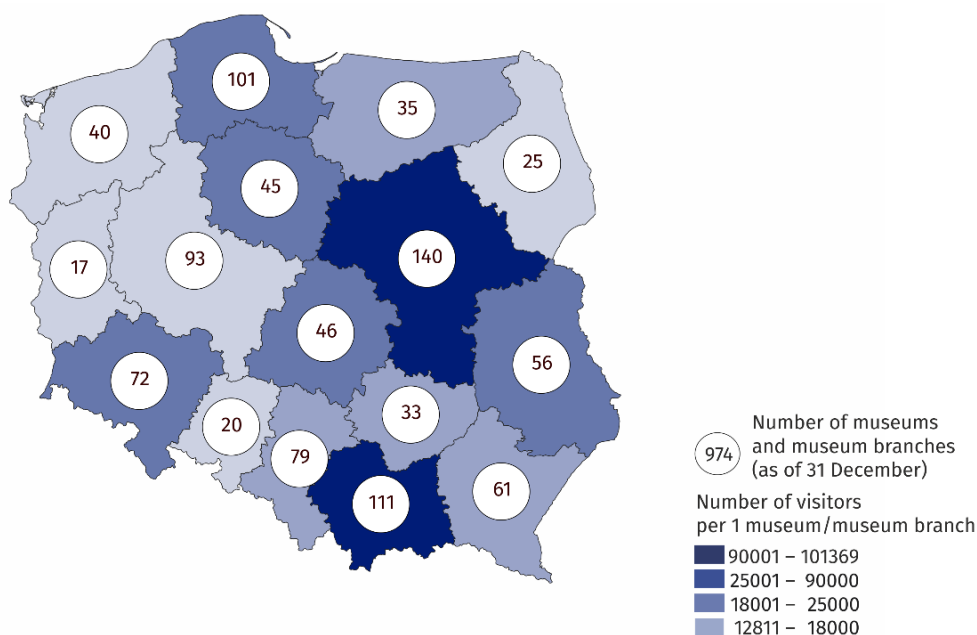
 **15.3%**

Increase in the number of visitors in museums and museum branches in comparison to 2022

In 2023, there were 974 museums and museum branches, visited by 42.3 million people. Museums presented 2.7 thousand permanent exhibitions and organised 4.6 thousand temporary exhibitions in Poland.

In terms of the number of museums and museum branches, in 2023 two Voivodships dominated – Mazowieckie and Małopolskie, with 140 and 111 units operating, respectively. In these Voivodships, visitors accounted for 59.3% of the total number of visitors to museums and museum branches. The fewest museums and visitors were recorded in Lubuskie Voivodship (17 museums and 281.6 thousand visitors). The number of museum visitors in Poland per 1,000 population was 1,123.

Map 1. Museums and museum branches in 2023



25.8% of the total number of museums operated in Mazowieckie and Małopolskie Voivodships

71.9% of museums belonged to the public sector, the vast majority of which were organised by local government units (83.9%). Whereas, within the private sector, museum organisers were most often natural persons (52.2% of private museums).

71.9% of museums and museum branches belonged to the public sector

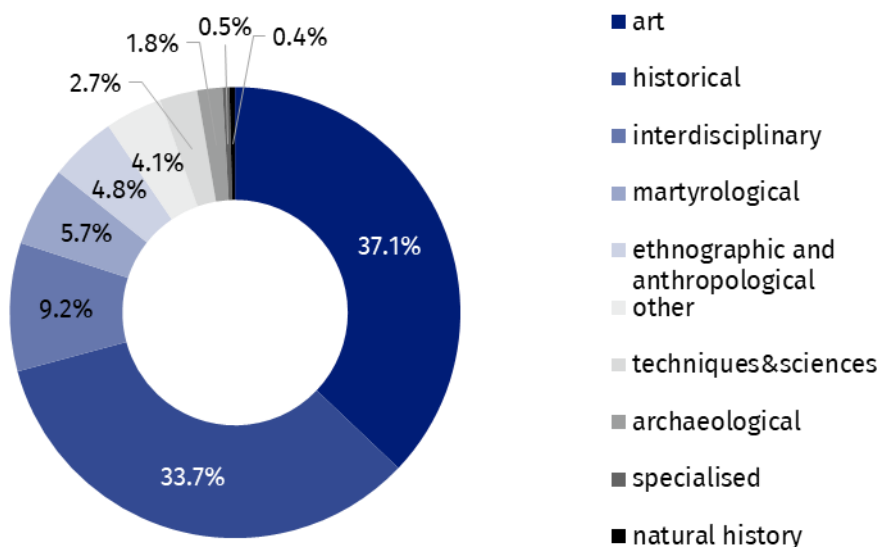
Museums and museum branches were visited by 42.3 million people, including 12.8 million free of charge, and 7.9 million visitors with reduced-price tickets. Organised groups of school youth accounted for 9.0% of all visitors (in 2022 – 10.7%). Art museums were the most popular among all visitors, visited by 15.7 million people (37.1% of the total number of visitors).

Museums and museum branches were visited by 42.3 million people, including 12.8 million free of charge

The “Night of Museums” was attended by 762.4 thousand visitors (in 2022 – 619.6 thousand). Historical museums were the most popular during this event, with 290.2 thousand visitors (in 2022 – 231.8 thousand).

Of the total number of museums and museum branches, 39.2% presented outdoor exhibitions, and 38.2% had adjacent areas (gardens, parks, green areas) available to visitors. Historical museums accounted for half of the museums offering both outdoor exhibitions and adjacent areas (48.4% and 50.0%, respectively).

Chart 1. Visitors to museums and museum branches by type in 2023



As of the end of 2023, the total number of museum collections amounted to 21.4 million items, i.e. 2.6% more than in 2022.

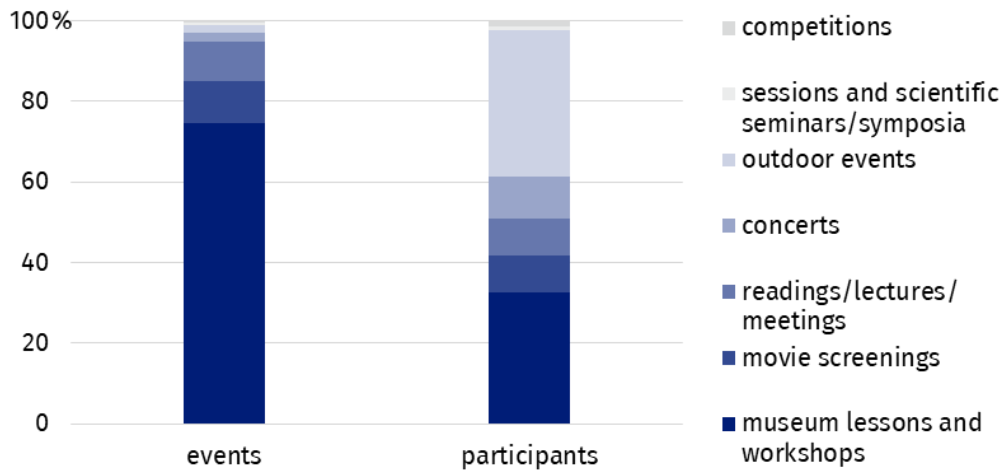
Museums presented 2.7 thousand permanent exhibitions (3.4% more than in 2022) and 4.6 thousand temporary exhibitions (4.2% more). The largest number of temporary exhibitions was organised by historical museums (2.3 thousand).

In addition to the primary exhibition activity, 144.2 thousand events were organised by museums and museum branches in 2023, attended by 6.9 million people. Most of the events were museum classes and workshops – 107.8 thousand, attended by 2.2 million people. Museums and museum branches organised also 11.1 thousand curatorial tours¹ – 258.0 thousand people took advantage of this form of sightseeing.

The number of cultural and educational events increased by 8.7% compared to the previous year

¹ Visiting the exhibition with a researcher.

Chart 2. Cultural and educational activity of museums and museum branches in 2023









In the case of quoting data from the Statistics Poland, please provide information: "Statistics Poland data source", and in the case of publishing calculations made on data published by the Statistics Poland, please provide information: "Own study based on Statistics Poland data".

Prepared by:
Statistical Office in Kraków
Director Agnieszka Szlubowska
Phone: (+48 12) 420 40 50

Issued by:
Press Office
Mobile: (+48) 695 255 032
Phone: (+48 22) 608 38 04, (+48 22) 449 41 45,
(+48 22) 608 30 09

e-mail: obslugaprasowa@stat.gov.pl

-  stat.gov.pl/en/
-  [@StatPoland](https://twitter.com/StatPoland)
-  [@GlownyUrzadStatystyczny](https://facebook.com/GlownyUrzadStatystyczny)
-  [gus_stat](https://instagram.com/gus_stat)
-  [glownyurzasdstatystycznygus](https://youtube.com/glownyurzasdstatystycznygus)
-  [glownyurzasdstatystyczny](https://linkedin.com/company/glownyurzasdstatystyczny)

Related information

[Culture and national heritage in 2022](#)

[Activity of museums in 2022](#)

Terms used in the official statistics

[Museum](#)

[Museum branch](#)

[Unit's organiser](#)

[Museum lesson](#)

[Exhibits](#)

[Temporary exhibitions](#)

[Permanent exhibitions](#)

[Visitor](#)