

Financial results of cultural institutions in 2023

06.06.2024


17.3%

Increase of the total revenues in comparison to the previous year

Assets (liabilities) of the surveyed cultural institutions as of 31 December 2023 amounted to PLN 26,117.0 million. Total revenues were higher by 17.3%. Also total costs increased – by 17.2% in comparison to 2022.

Assets (liabilities) amounted to PLN 26,117.0 million. Half (50.9%) of total value of assets (liabilities) belonged to entities employing between 50 to 249 people (319 entities), 25.1% belonged to entities employing between 10 to 49 people (1,611 entities), 20.0% belonged to entities employing 250 and more people (28 entities) and 4.0% – entities employing less than 10 people (2,750 entities).

The highest value of assets (liabilities) was recorded in libraries, archives, museums and in institutions conducting other activity in the field of culture – PLN 15,881.1 million (60.8% of the total value).

Assets (liabilities) of cultural institutions at the end of 2023 were 11.9% higher than at the end of 2022

Table 1. Basic data on the finances of cultural institutions

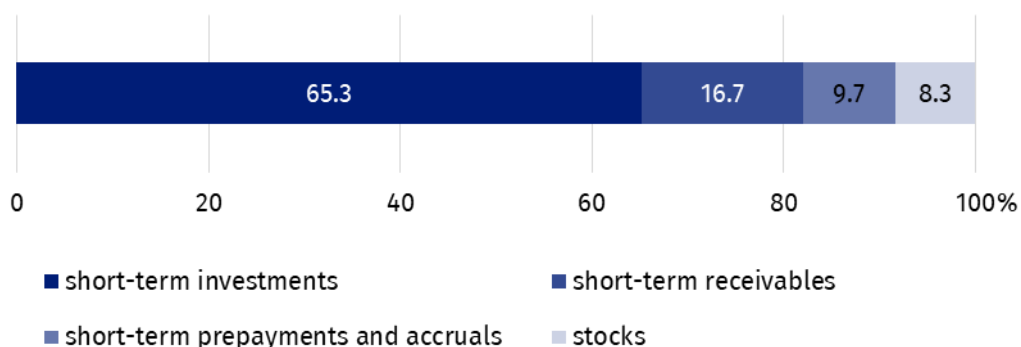
Specification	2022	2023	2022=100
	in PLN million		
Assets (liabilities)	23,334.9	26,117.0	111.9
Total revenues	12,476.3	14,632.6	117.3
Total costs	12,395.8	14,526.1	117.2
Gross financial result	80.5	106.6	132.4
Net financial result	78.5	104.7	133.3

At the end of 2023 total fixed assets of cultural institutions amounted to PLN 23,868.5 and were 11.1% higher in comparison to the previous year. As in the previous year, tangible fixed assets had the largest share in their structure (98.6%), of which fixed assets constituted 85.8% and fixed assets under construction – 13.6%.

Current assets of cultural institutions amounted to PLN 2,248.5 million and were 22.1% higher in comparison to the end of 2022. Short-term investments constituted 65.3% of current assets.

Chart 1. Current assets of cultural institutions in 2023

As of 31 December

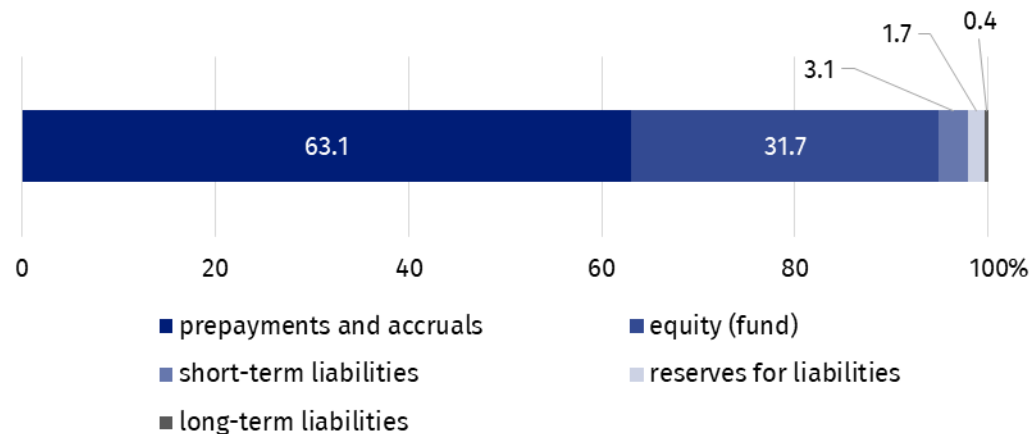


Equities amounted to PLN 8,288.6 million and increased by 9.9% in comparison to the end of 2022. Equities constituted 31.7% of total liabilities. The share of liabilities and provisions for liabilities in total liabilities constituted 68.3%.

Liabilities and provisions for liabilities at the end of 2023 amounted to PLN 17,828.4 million (increase by 12.9% in comparison to the end of 2022). In their structure prepayments and accruals constituted 92.4%, short-term liabilities 4.5%, reserves for liabilities 2.6% and long-term liabilities 0.5%.

Chart 2. Liabilities of cultural institutions in 2023

As of 31 December



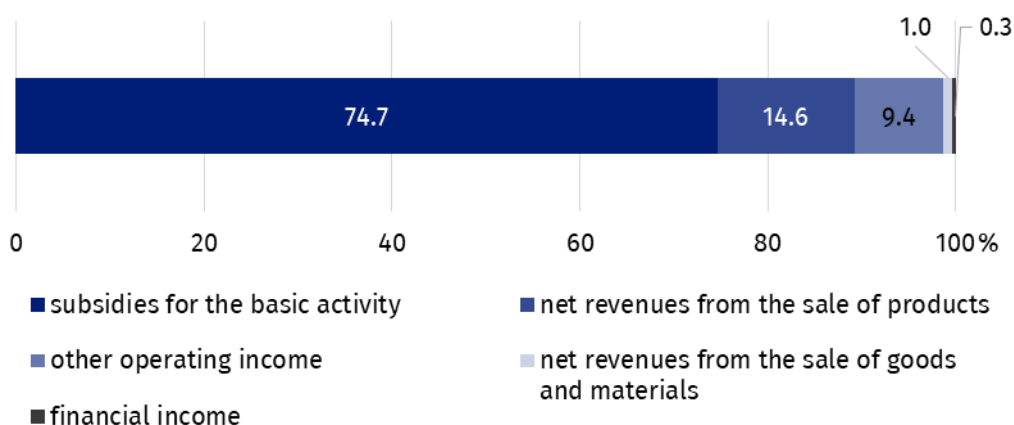
The total revenue generated by cultural institutions amounted to PLN 14,632.6 million and increased by 17.3% in comparison to 2022. The highest value of revenues was reported in cultural institutions employing between 50 to 249 people (38.7% of the total value of revenues). In the structure of total revenues, the largest share had subsidies to basic activity (74.7%).

More than 26% of the total value of revenues of cultural institutions were revenues of entities located in Mazowieckie Voivodship.

The revenues of local government cultural institutions amounted to PLN 11,655.4 million (79.7%) and that of state cultural institutions amounted to PLN 2,977.2 million (20.3%).

Total revenues were 17.3% higher than in 2022

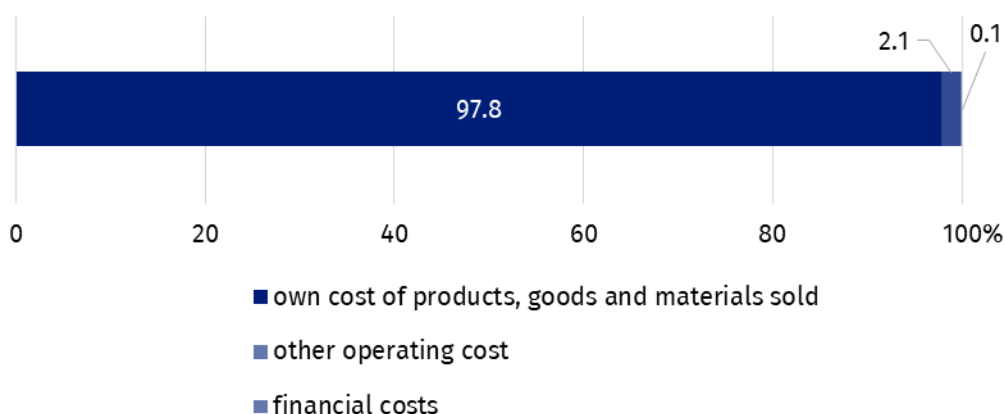
Chart 3. Total revenues of cultural institutions in 2023



In 2023 total costs incurred by cultural institutions amounted to PLN 14,526.1 million and were 17.2% higher than in previous year. The highest share had own costs of products, goods and materials sold (97.8%).

Total costs were 17.2% higher than in 2022

Chart 4. Total costs of cultural institutions in 2023



More than 26% of the total value of costs were incurred by cultural institutions from Mazowieckie Voivodship.

The highest share in total revenues and total costs was generated by institutions conducting creative arts and entertainment activity, i.e. PLN 8,750.9 million respectively (59.8% of the total value of revenues) and PLN 8,706.9 million (59.9% of the total value of costs).

The gross financial result of cultural institutions increased from PLN 80.5 million in 2022 to PLN 106.6 million in 2023 (gross profit PLN 245.4 million, gross loss PLN 138.8 million).

Obligatory encumbrances on gross financial result due to income taxes decreased in relation to 2022 by 3.5% and amounted to PLN 1.9 million.

The net financial result of cultural institutions amounted to PLN 104.7 million (compared to PLN 78.5 million in 2022), with an increase in net profit (by 3.6%) and a decrease in net loss (by 11.2%). From the total number of cultural institutions examined, 41.7% achieved a net profit and 40.5% recorded a net loss.

As of 31 December 2023, 87.2 thousand people worked in cultural institutions, of which 12.6% in state-owned and 87.4% in local government ones. Among the institutions surveyed, small entities employing less than 10 people predominated, constituting 58.4% of the total number of units. Similarly to previous years, most people worked in cultural institutions conducting creative arts and entertainment activities (55.6% of the total number of employees).

Table 2. Total revenues and total costs according to selected divisions and classes of PKD classification in 2023

Specification	Total	Of which					
		creative, arts and entertainment activities	of which		libraries, archives, museums and other cultural activities	of which	
			performing arts	operation of arts facilities		library and archives activities	museums activities
Number of cultural institutions	4,708	2,335	152	2,172	2,367	1,968	391
Total revenues in PLN million	14,632.6	8,750.9	2,681.6	5,901.9	5,637.5	2,337.8	3,207.1
of which:							
net revenues from the sale of products	2,143.1	1,464.0	543.1	897.1	558.7	29.5	520.3
subsidies for the basic activity	10,927.3	6,481.1	1,920.7	4,426.2	4,352.6	2,154.2	2,127.4
of which:							
state budget	2,291.6	1,087.2	461.0	600.6	1,130.1	197.8	874.1
local government units	8,510.1	5,333.6	1,451.5	3,776.9	3,170.5	1,943.4	1,215.9
Total costs in PLN million	14,526.1	8,706.9	2,666.5	5,873.0	5,580.5	2,341.8	3,150.1
of which:							
depreciation	1,007.6	481.6	163.6	313.0	502.1	153.6	344.2
usage of materials and energy	1,374.1	833.2	159.3	666.3	523.0	241.4	275.7
external services	2,914.6	1,918.7	385.5	1,476.4	923.0	264.8	639.7
remuneration	6,826.0	4,071.3	1,476.5	2,524.8	2,686.9	1,307.7	1,340.1
social insurance and other benefits	1,359.5	782.1	284.9	485.4	564.5	273.8	282.4

The balance sheet and profit and loss account for 2023 were obtained from 4,708 cultural institutions with legal personality: 77 state organisational units and 4,631 self-government units.

The data presented in this study were prepared on the basis of the form with the symbol F-02/dk *Annual report on the finances of cultural institutions*.

In the case of quoting data from the Statistics Poland, please provide information: "Statistics Poland data source", and in the case of publishing calculations made on data published by the Statistics Poland, please provide information: "Own study based on Statistics Poland data".

Prepared by:

Statistical Office in Kraków

Director Agnieszka Szlubowska

Office: tel. (+48 12) 420 40 50

Issued by:

Press Office

Mobile: (+48) 695 255 032

Phone: (+48 22) 608 38 04, (+48 22) 449 41 45,
(+48 22) 608 30 09

e-mail: obslugaprasowa@stat.gov.pl



stat.gov.pl/en



[@StatPoland](https://twitter.com/StatPoland)



[@GlownyUrzadStatystyczny](https://www.facebook.com/GlownyUrzadStatystyczny)



[gus_stat](https://www.instagram.com/gus_stat)



[glownyurządstatystycznygus](https://www.youtube.com/glownyurządstatystycznygus)



[glownyurządstatystyczny](https://www.linkedin.com/company/glownyurządstatystyczny)

Related information

[Financial results of cultural institutions in 2023 – preliminary data](#)

[Financial results of cultural institutions in 2022](#)

[Methodological report. Non-financial enterprises surveys 2019](#)

Terms used in official statistics

[Total revenues](#)

[Total costs](#)

[Gross financial result](#)

[Net financial result](#)

[Investment outlays](#)

[Outlays on intangible fixed assets](#)

[Cultural institution](#)