

Financial results of cultural institutions in 2020

29.06.2021



Increase of total revenues in comparison to previous year

In 2020 assets (liabilities) of the surveyed cultural institutions as of December 31, 2020 amounted to PLN 19,757.7 million. Total revenues were lower by 5.6% and total costs by 6.3%.

In 2020 assets amounted to PLN 19,757.7 million. Taking into account the size of cultural institution measured by the number of employees, 48.6% of the total value of assets belonged to entities employing between 50 to 249 people (309 entities), 25.5% of total assets belonged to entities employing between 10 to 49 people (1,627 entities), 21.1% – entities employing 250 and more people (25 entities) and 4.8% – entities employing less than 10 people (2,747 entities).

The highest value of assets was recorded in libraries, archives, museums and in entities conducting other activity in the field of culture – PLN 11,944.7 million (60.5% of the total value of assets).

Assets (liabilities) of cultural institutions at the end of 2020 were 6.0% higher than at the end of 2019

Table 1. Basic data on the finances of cultural institutions

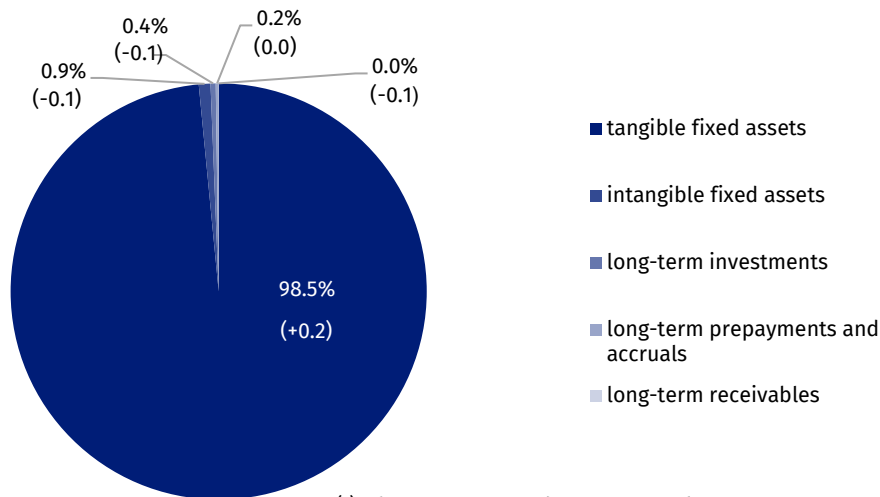
SPECIFICATION	2019	2020	2019 = 100
	in PLN million		
Assets (liabilities)	18,637.4	19,757.7	106.0
Total revenues	10,257.0	9,687.4	94.4
Total costs	10,164.4	9,529.1	93.7
Gross financial result	92.6	158.3	170.9
Net financial result	90.7	157.1	173.2

At the end of 2020 fixed asset of cultural institutions amounted to PLN 18,088.1 million and were 5.9% higher in comparison to the previous year. Tangible fixed assets (98.5%) had the

largest share in their structure, within which fixed assets constituted 88.3% and fixed assets under construction 11.4%.

Chart 1. The structure of fixed assets

As of 31st December 2020

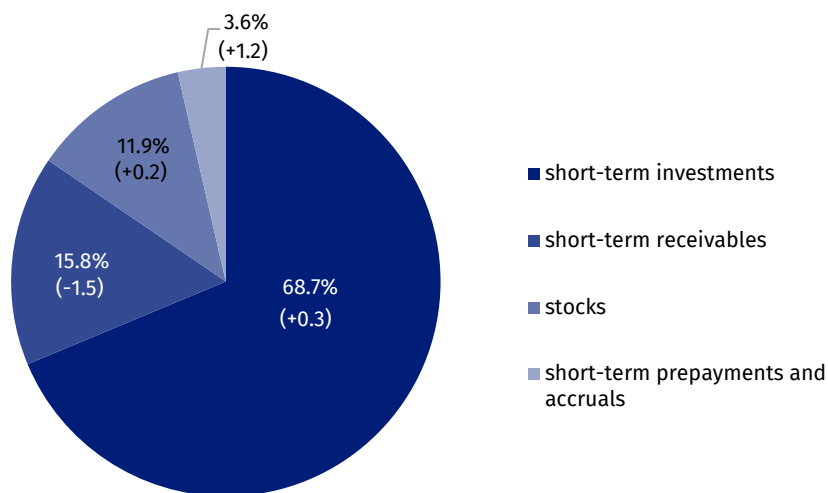


(±) changes compared to 31st December 2019 in percentage points

Current assets of cultural institutions were 7.6% higher in comparison to the end of 2019 and amounted to PLN 1,669.6 million. In their structure short-term investments constituted 68.7% (an increase of 0.3 percentage point).

Chart 2. The structure of current assets

As of 31st December 2020



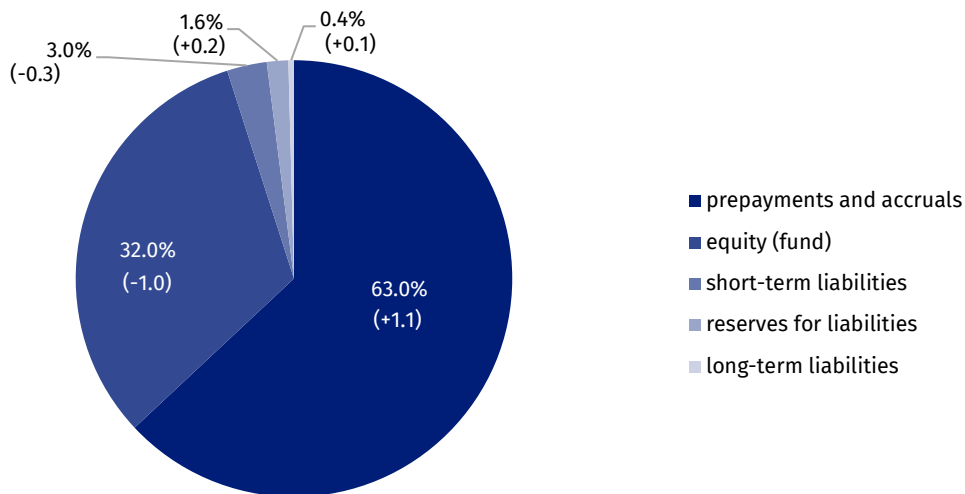
(±) changes compared to 31st December 2019 in percentage points

In the structure of liabilities 32.1% constituted equities, which increased by 2.8% in comparison to the end of 2019 and amounted to PLN 6,336.9 million, while the share of liabilities and provisions for liabilities constituted 67.9%.

Liabilities and provisions for liabilities at the end of 2020 amounted to PLN 13,420.8 million (an increase of 7.6% in comparison to the end of 2019), in which prepayments and accruals constituted 92.7%, short-term liabilities 4.4%, reserves for liabilities 2.3% and long-term liabilities 0.6%.

Chart 3. The structure of liabilities

As of 31st December 2020



(±) changes compared to 31st December 2019 in percentage points

The total revenue generated by cultural institutions amounted to PLN 9,687.4 million and decreased by 5.6% in comparison to 2019. The highest value of revenues was reported in cultural institutions employing between 50 to 249 people (40.0% of the total value of revenues). In the structure of total revenues, the largest share had subsidies to basic activity (81.2%). The remaining part constituted other operating revenues 10.6%, net revenues from sales of products (7.6%), net revenues from sales of goods and materials (0.5%) and financial revenues (0.1%).

The highest total revenues were achieved by cultural institutions in Mazowieckie Voivodship (27.3% of the total value of revenues) and then in Małopolskie Voivodship.

In 2020, total costs amounted to PLN 9,529.1 million and were 6.3% lower than a year ago. The own costs of products, goods and materials sold had the largest share (98.6%) in their structure.

In the structure of operating costs by type remuneration accounted for 50.4% (an increase of 2.7 percentage points compared to 2019), 16.6% external services, and 10.1% social insurance and other benefits (an increase of 0.9 percentage points).

As in the case of total revenues, the highest total costs were generated by units from the Mazowieckie voivodship (27.3% of the total value of costs).

The gross financial result was PLN 158.1 million (profit PLN 234.6 million, loss PLN 76,3 million).

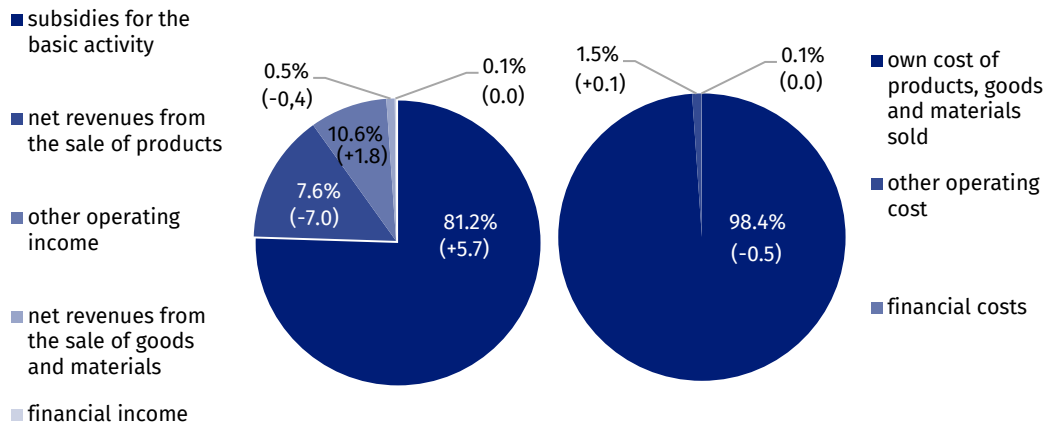
Obligatory encumbrances on gross financial result due to income taxes decreased in relation to 2019 by 38.3% and amounted to PLN 1.2 million.

The net financial result was at the level of PLN 157.1 million (compared to PLN 90.7 million in 2019), with an increase in net profit (by 23.9%) and a decrease in net loss (by 21.8%).

From the total number of cultural institutions examined, 50.4% achieved a net profit and 30.8% recorded a net loss.

Total revenues in 2020 were 5.6% lower than in the previous year and total costs decreased by 6.3%

Chart 4. The structure of total revenues and total costs in 2020



(±) changes compared to 2019 in percentage points

As of 31 December 2020, 84.9 thousand people worked in cultural institutions, of which 11.7% in state-owned units and 88.3% in local government organisational units. Among the cultural institutions surveyed, entities employing less than 10 people predominated, constituting 58.3% of the total number of units.

Most people worked in cultural institutions conducting creative activities related to culture and entertainment (54.8% of the total number of entities).

Table 2. Total revenues and total costs according to selected divisions and classes of PKD classification in 2020

SPECIFICATION	Total	Of which					
		creative, arts and entertainment activities	of which		libraries, archives, museums and other cultural activities	of which	
			performing arts	operation of arts facilities		library and archives activities	museums activities
Number of cultural institutions	4,708	2,308	153	2,144	2,394	2,003	382
Total revenues in PLN mln	9,687.4	5,616.8	1,822.8	3,663.5	3,884.5	1,789.7	1,996.3
of which:							
net revenues from the sale of products	733.0	474.0	163.3	301.5	177.5	12.7	160.7
subsidies for the basic activity	7,866.4	4,587.3	1,455.5	3,023.7	3,200.9	1,635.4	1,509.6
of which:							
state budget	1,758.6	875.0	393.3	466.0	815.1	162.3	618.5
local government units	5,999.1	3,652.3	1,039.5	2,521.4	2,343.3	1,459.3	862.9
Total costs in PLN million	9,529.1	5,494.6	1,770.9	3,597.6	3,847.2	1,783.2	1,963.1
of which:							
depreciation	847.1	402.3	154.3	242.1	421.0	135.7	269.0
usage of materials and energy	856.3	503.1	95.7	398.0	340.4	185.0	149.3
external services	1,560.3	933.6	215.8	688.9	547.3	173.5	349.7
remuneration	4,735.6	2,747.0	1,005.7	1,687.1	1,936.2	1,000.2	901.2
social insurance and other benefits	946.5	536.2	200.0	326.9	401.2	206.2	187.6

The balance sheet and profit and loss account for 2020 were obtained from 4,708 cultural institutions with legal personality: 68 state organisational units and 4,640 self-government units - gminas, powiats and voivodships.

The data presented in this study were prepared on the basis of the form with the symbol F-02/dk *Annual report on the finances of cultural institutions*.

In the case of quoting data from the Statistics Poland, please provide information: "Statistics Poland data source", and in the case of publishing calculations made on data published by the Statistics Poland, please provide information: "Own study based on Statistics Poland data".

Prepared by:
Statistical Office in Kraków
Director Agnieszka Szlubowska
Office: tel.: (+48 12) 420 40 50

Issued by:
**The Spokesperson for the President
of Statistics Poland**
Karolina Banaszek
Mobile: (+48) 695 255 011

Press Office

Office: tel. (+48 22) 608 34 91, 608 38 04

e-mail: obslugaprasowa@stat.gov.pl



www.stat.gov.pl/en/



[@StatPoland](https://twitter.com/StatPoland)



[@GlownyUrzadStatystyczny](https://www.facebook.com/GlownyUrzadStatystyczny)

Related information

[Financial results of cultural institutions in period January-December 2019](#)

[Financial results of cultural institutions in 2019](#)

[Methodological report. Non-financial enterprises surveys 2019](#)

Terms used in official statistics

[Total revenues](#)

[Total costs](#)

[Gross financial result](#)

[Net financial result](#)

[Investment outlays](#)

[Outlays on intangible fixed assets](#)

[Cultural institution](#)