

Financial results of cultural institutions in the first quarter of 2024

13.06.2024

 **18.6%**

Total revenues increased y/y

In the first quarter of 2024, the financial results of cultural institutions increased compared to those obtained in the corresponding period of the previous year. Both total revenues and total costs increased by 18.6% and investment outlays by 19.0% during this period.

In the first quarter of 2024, total revenues of cultural institutions amounted to PLN 3,812.3 million, and were higher by 18.6% in comparison to the first quarter of 2023. The structure of the revenues was composed of net revenues from sales of products, goods and materials (93.6%), other operating revenues (6.2%) and financial revenues (0.2%). More than 25% of the total revenues were total revenues of cultural institutions from Mazowieckie Voivodship.

On average total revenues per one cultural institution amounted to PLN 810.4 thousand. The highest total revenues per one institution were achieved by cultural institutions in Mazowieckie Voivodship – PLN 1,473.1 thousand and the lowest in Lubelskie Voivodship – PLN 391.7 thousand. Total revenues of local government cultural institutions amounted to PLN 3,157.9 million (82.8%), while total revenues of national cultural institutions amounted to PLN 654.4 million (17.2%). The largest share in total revenues of all cultural institutions had the entities conducting operation of arts facilities – 41.1%.

Total costs during this period amounted to PLN 3,458.1 million and were 18.6% higher than in the previous year. The structure of costs was composed of operating costs (99.5%), other operating costs (0.4%) and financial costs (0.1%). More than 24% of the total costs were incurred by cultural institutions from Mazowieckie Voivodship. The largest share in total costs of all cultural institutions had the entities conducting operation of arts facilities – 39.7%.

Gross financial result amounted to PLN 354.2 million (gross profit PLN 430.1 million, gross loss PLN 75.9 million). Net financial result amounted to PLN 353.8 million (PLN 298.9 million in the previous year), with an increase in net profit (by 17.5%) and an increase in net loss (by 13.5%).

Total revenues of gminas local cultural institutions in the first quarter of 2024 amounted to PLN 2,203.8 million

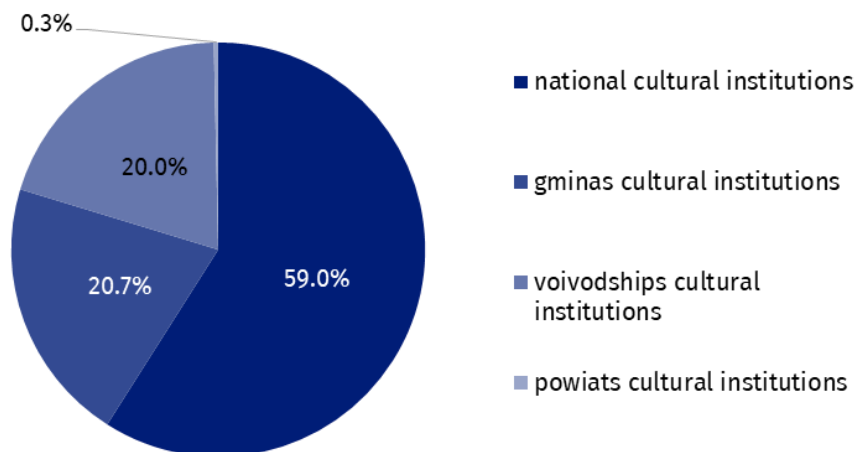
Net financial result of cultural institution in the first quarter of 2024 amounted to PLN 353.8 million

Table 1. Financial results of cultural institutions

Specification	01-03 2023	01-03 2024	01-03 2023=100
	in PLN million		
Total revenues	3,214.9	3,812.3	118.6
Total costs	2,915.6	3,458.1	118.6
Gross financial result	299.3	354.2	118.4
Net financial result	298.9	353.8	118.4
Net profit	365.9	429.8	117.5
Net loss	67.0	76.0	113.5
Investment outlays	213.9	254.5	119.0
Outlays on intangible fixed assets	9.8	3.1	32.0

The investment outlays of cultural institutions in the first quarter of 2024 amounted to PLN 254.5 million and were higher by 19.0% than in the previous year. Over 50% of the total investment outlays were total investment outlays of cultural institutions from Mazowieckie Voivodship.

Investment outlays incurred by national cultural institutions amounted to PLN 150.2 million, i.e. 59.0% of the total amount of investment outlays.

Chart 1. Investment outlays of cultural institutions by legal forms in the first quarter of 2024

In the first quarter of 2024 outlays of cultural institutions on intangible and legal assets decreased threefold compared to the corresponding period of the previous year and amounted to PLN 3.1 million. Almost 26% of the total outlays on intangible and legal assets were from Mazowieckie Voivodship.

Table 2. Total revenues and total costs of cultural institutions by selected divisions and classes of PKD classification in the first quarter of 2024

Specification	Number of cultural institutions	Total revenues	Total costs
		in PLN million	
Grand total	4,704	3,812.3	3,458.1
local government units property	4,627	3,157.9	2,878.7
government property	77	654.4	579.4
of which:			
creative, arts and entertainment activities	2,333	2,351.2	2,109.5
of which:			
performing arts activities	152	735.8	701.2
operation of arts facilities	2,170	1,568.2	1,372.5
libraries, archives, museums and other cultural activities	2,365	1,419.7	1,307.0
of which:			
libraries and archives activities	1,965	642.8	587.8
museums activities	392	755.0	700.7







The data presented in this study were prepared on the basis of the form with the symbol F-01/dk *Quarterly report on the finances of cultural institutions*.

In the case of quoting data from the Statistics Poland, please provide information: "Statistics Poland data source", and in the case of publishing calculations made on data published by the Statistics Poland, please provide information: "Own study based on Statistics Poland data".

Prepared by:
Statistical Office in Kraków
Director Agnieszka Szlubowska
Phone: (+48 12) 420 40 50

Issued by:
Press Office
Mobile: (+48) 695 255 032
Phone: (+48 22) 608 38 04, (+48 22) 449 41 45,
(+48 22) 608 30 09

e-mail: obslugaprasowa@stat.gov.pl

-  stat.gov.pl/en/
-  [@StatPoland](https://twitter.com/StatPoland)
-  [@GlownyUrzadStatystyczny](https://www.facebook.com/GlownyUrzadStatystyczny)
-  [gus_stat](https://www.instagram.com/gus_stat)
-  [glownyurządstatystycznygus](https://www.youtube.com/glownyurządstatystycznygus)
-  [glownyurządstatystyczny](https://www.linkedin.com/company/glownyurządstatystyczny)

Related information

[Financial results of cultural institutions in 2023 – preliminary data](#)

[Methodological report. Non-financial enterprises surveys 2019](#)

Terms used in official statistics

[Total revenues](#)

[Total costs](#)

[Gross financial result](#)

[Net financial result](#)

[Investment outlays](#)

[Outlays on intangible fixed assets](#)

[Cultural institution](#)