

MARKET OF WORKS OF ART AND ANTIQUES in 2016

225

units that carry out activity
on market of works of art
and antiques

71.1%

units located
in voivodships' capitals

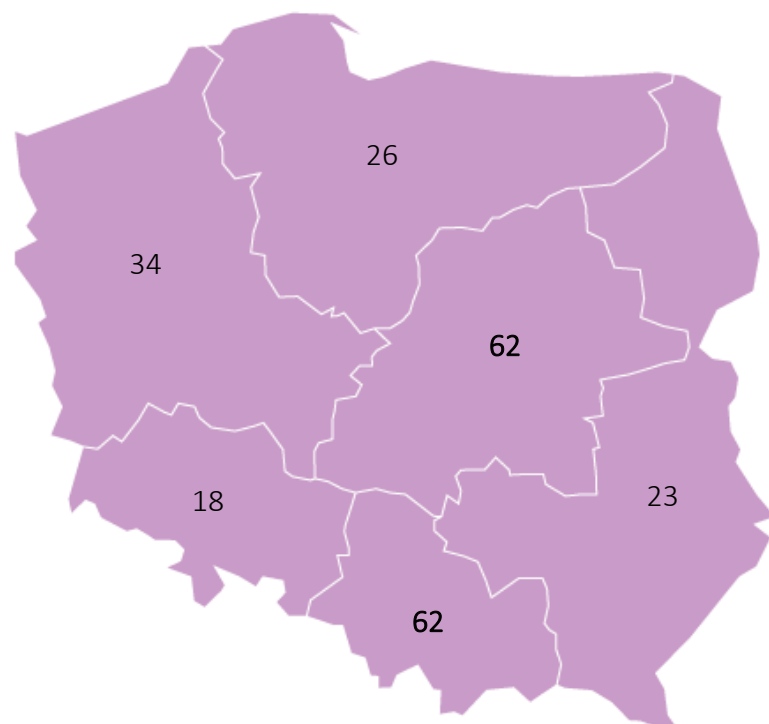
68.9%

of saled works of art
were paintings

50.2%


sale of works of art
via traditional auctions

Number of units that carry out activity on market of works of art and antiques by region



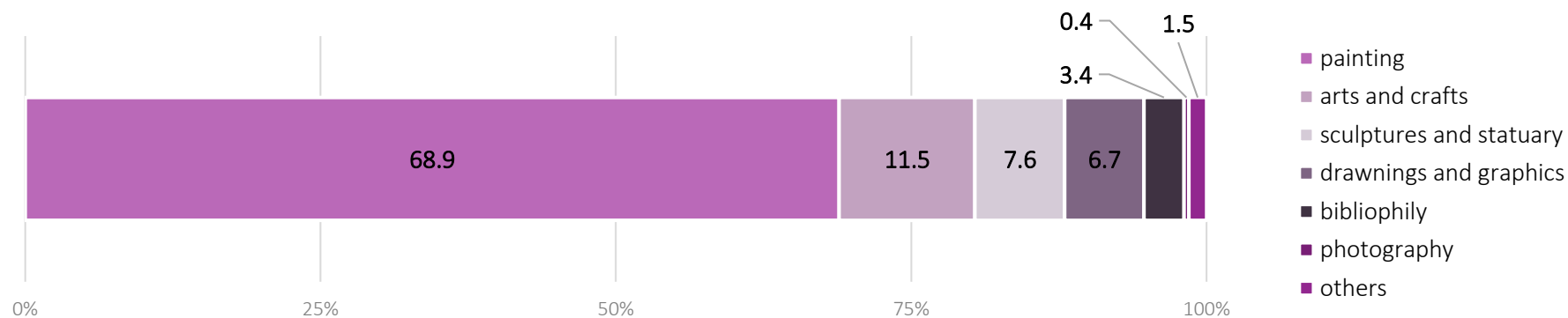
The majority of units carried out activity in central and south region (**62**).

Sale of works of art and antiques, own and on a commission basis by region

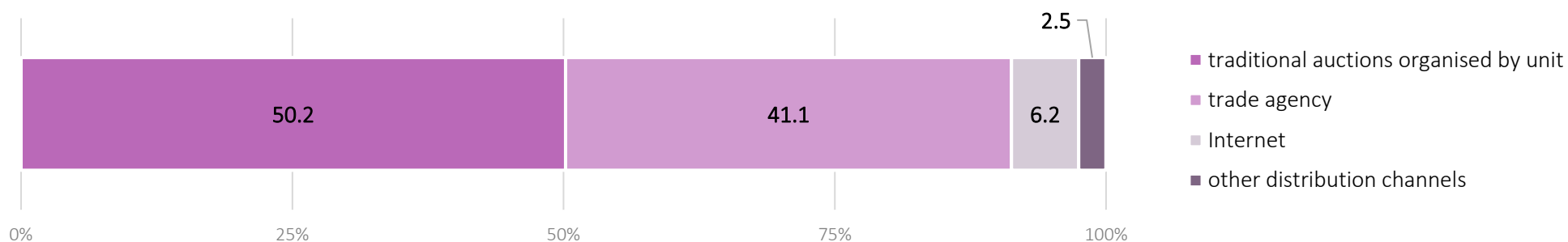


The majority of works of art and antiques, own and on a commission basis, were sold in central region (**70.2%**).

Sale of works of art and antiques, own and on a commission basis by type



Sale of works of art and antiques, own and on a commission basis, by distribution channel



Prepared by:

Statistical Office in Krakow
 Centre for Cultural Statistics
 e-mail: sk@stat.gov.pl
 tel. 12 36 10 211

Based on data from the statistical survey conducted by the Central Statistical Office on K-10 form *Report on activity on market of works of art and antiques*.