

17.06.2024

Higher education in the 2023/2024 academic year

 **1.8%**

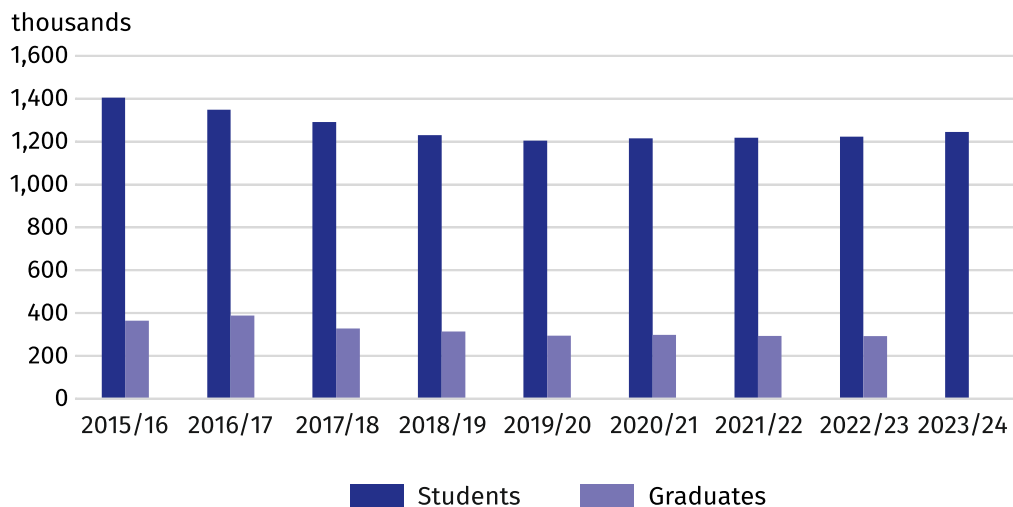
Increase in the number of students compared to the 2022/23 academic year

As of 31 December 2023, there were 1,245.2 thousand people enrolled in higher education institutions in Poland, by 21.5 thousand more than in 2022. 292.1 thousand graduates received diplomas in the 2022/23 academic year, by 0.5 thousand fewer than in 2021/22.

According to the POL-on register, 354 higher education institutions operated in Poland in the 2023/24 academic year. This study covers 342 HEIs which filed statistical reports.

The number of students decreased from 1,405.1 thousand to 1,204.0 thousand in the 2015/16-2019/20 academic years, then it began increasing to reach 1,245.2 thousand people in the 2023/24 academic year. A steady decline, from 364.6 thousand people in the 2015/16 academic year to 292.1 thousand in 2022/23, was recorded in the number of graduates (a slight increase was recorded only in the 2016/17 and 2020/21 academic years).

Chart 1. Students and graduates of higher education institutions (including foreigners)



Compared to the 2015/16 academic year, the number of students decreased by 11.4%, while the number of graduates fell by 19.9%

Students

Women accounted for 58.5% of students in the 2023/24 academic year. 790.4 thousand people were enrolled in full-time programmes (63.5% of students), while 454.7 thousand people studied part-time. First-cycle studies were chosen by 60.8% of all students (756.5 thousand people), whereas second-cycle programmes concentrated 19.7% and long-cycle programmes 19.2% of students. The most (285.5 thousand) people studied in Mazowieckie Voivodship, while the fewest (11.0 thousand) in Lubuskie Voivodship.

Business, administration and law with 22.6% of all students was the most frequently chosen broad field, followed by Social sciences, journalism and information (14.0% respectively), Health and welfare (13.7%) and Engineering, manufacturing and construction (12.5%).

63.5% of students were enrolled in full-time programmes

107.1 thousand foreigners, including 52.3 thousand women, studied in Poland, by 1.6% more than in the previous year (this applies to people studying in Poland for at least one academic year). Most of the foreigners came from European countries, primarily from Ukraine (46.2 thousand, 43.1% of all foreigners), Belarus (12.7 thousand – 11.8%) and Türkiye (4.8 thousand – 4.4%). Full-time studies were undertaken by 93.2 thousand foreigners (87.0%). Nearly a third (32.8 thousand) of all foreign students studied at higher education institutions in Mazowieckie Voivodship.

Higher education institutions in Mazowieckie Voivodship were the most popular with foreign students

Table 1. Students by voivodships in the 2023/24 academic year

| SPECIFICATION | Total | Of which females | In | | Of total number – foreigners |
|---------------------|---------|------------------|----------------------|----------------------|------------------------------|
| | | | full-time programmes | part-time programmes | |
| POLAND | 1245153 | 728464 | 790428 | 454725 | 107130 |
| Dolnośląskie | 115157 | 64707 | 72316 | 42841 | 9519 |
| Kujawsko-Pomorskie | 58389 | 36958 | 32264 | 26125 | 3936 |
| Lubelskie | 64547 | 38798 | 49266 | 15281 | 9461 |
| Lubuskie | 10989 | 6127 | 7151 | 3838 | 381 |
| Łódzkie | 74269 | 45011 | 43731 | 30538 | 8074 |
| Małopolskie | 148433 | 87904 | 108865 | 39568 | 9010 |
| Mazowieckie | 285465 | 166043 | 164089 | 121376 | 32789 |
| Opolskie | 17389 | 9671 | 13138 | 4251 | 2344 |
| Podkarpackie | 41908 | 23518 | 30287 | 11621 | 2867 |
| Podlaskie | 28830 | 17472 | 20921 | 7909 | 1748 |
| Pomorskie | 88543 | 52534 | 53200 | 35343 | 5594 |
| Śląskie | 106604 | 61660 | 70514 | 36090 | 7607 |
| Świętokrzyskie | 19765 | 12106 | 12676 | 7089 | 1192 |
| Warmińsko-Mazurskie | 21290 | 12387 | 15826 | 5464 | 565 |
| Wielkopolskie | 131033 | 75190 | 72356 | 58677 | 9643 |
| Zachodniopomorskie | 32542 | 18378 | 23828 | 8714 | 2400 |

Graduates

292.1 thousand people, including 183.0 thousand (62.6%) women, obtained higher education diplomas in the 2022/23 academic year. Most graduates (183.4 thousand) completed long-cycle and first-cycle programmes, while graduates of second-cycle studies accounted for 37.2%.

Graduates most often completed their studies in the following broad fields: Business, administration and law (24.3%), Engineering, manufacturing and construction (13.9%), Health and welfare (13.4%) and Social sciences, journalism and information (11.1%).

The most of 17.3 thousand foreign graduates came from Ukraine (39.5%), Belarus (12.4%) and India (3.1%). Women represented more than half of foreign graduates (56.0%). 87.4% of foreigners completed full-time studies, mostly Business, administration and law (33.5% of the total number of foreign graduates).

183.2 thousand graduates completed full-time programmes (62.7%), while 108.9 thousand – part-time programmes







Table 2. HEI graduates by broad fields of education in the 2022/23 academic year

| SPECIFICATION | Total | Of which females |
|---|--------|------------------|
| Total | 292120 | 183000 |
| Education | 19768 | 16524 |
| Arts and humanities | 26966 | 19405 |
| Social sciences, journalism and information | 32535 | 22177 |
| Business, administration and law | 71080 | 46076 |
| Natural sciences, mathematics and statistics | 10729 | 7275 |
| Information and Communication Technologies (ICTs) | 14411 | 2261 |
| Engineering, manufacturing and construction | 40750 | 15885 |
| Agriculture, forestry, fisheries and veterinary | 4949 | 3012 |
| Health and welfare | 39001 | 31975 |
| Services | 24427 | 15067 |
| Individual inter-field studies | 7504 | 3343 |

When quoting Statistics Poland data, please provide the information: "Source of data: Statistics Poland", and when publishing calculations made on data published by Statistics Poland, please include the following disclaimer: "Own study based on figures from Statistics Poland".

Prepared by:
Statistical Office in Gdańsk
Director Jerzy Auksztol
Phone (+48 58) 76 83 130

Issued by:
Press Office
Mobile: (+48) 695 255 032
Phone: (+48 22) 608 38 04, (+48 22) 449 41 45,
(+48 22) 608 30 09
e-mail: obslugaprasowa@stat.gov.pl

-  stat.gov.pl/en/
-  [@StatPoland](https://twitter.com/StatPoland)
-  [@GlownyUrzadStatystyczny](https://www.facebook.com/GlownyUrzadStatystyczny)
-  [gus_stat](https://www.instagram.com/gus_stat)
-  [glownyurządstatystycznygus](https://www.youtube.com/glownyurządstatystycznygus)
-  [glownyurządstatystyczny](https://www.linkedin.com/company/glownyurządstatystyczny)

Related information

[Higher education and its finances in 2022](#)

Data available in databases

[Local Data Bank - Higher education](#)

Terms used in official statistics

[Student](#)

[Degree programmes](#)

[Full-time programmes](#)

[Part-time programmes](#)