

27.10.2022

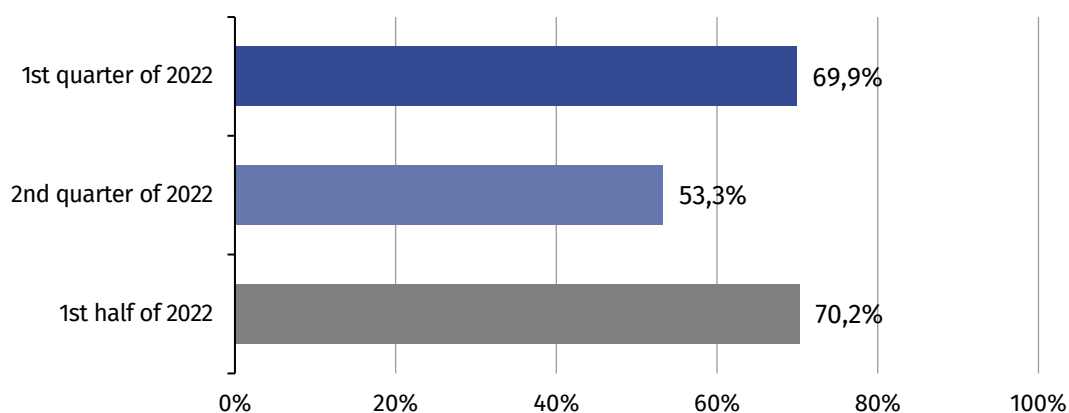
Support granted by households to the inhabitants of Ukraine in the first half of 2022 on the basis of results of the Household Budget Survey

70.2%

of households in Poland granted support to the inhabitants of Ukraine in the period from February 24, 2022 to the end of the first half of 2022.

In the period from February 24, 2022 to June 30, 2022, 70.2% of households in Poland provided aid to the inhabitants of covered by the war Ukraine (following the Russian full-scale invasion)¹. In both quarters, among helping households, the most frequently indicated forms of support were in-kind donations – around 4/5 of households and financial support (direct or through organizations) – around 2/3 of them.

Graph 1. Percentage of households, which granted support to the inhabitants of Ukraine in the 1st and 2nd quarters and in the 1st half of 2022

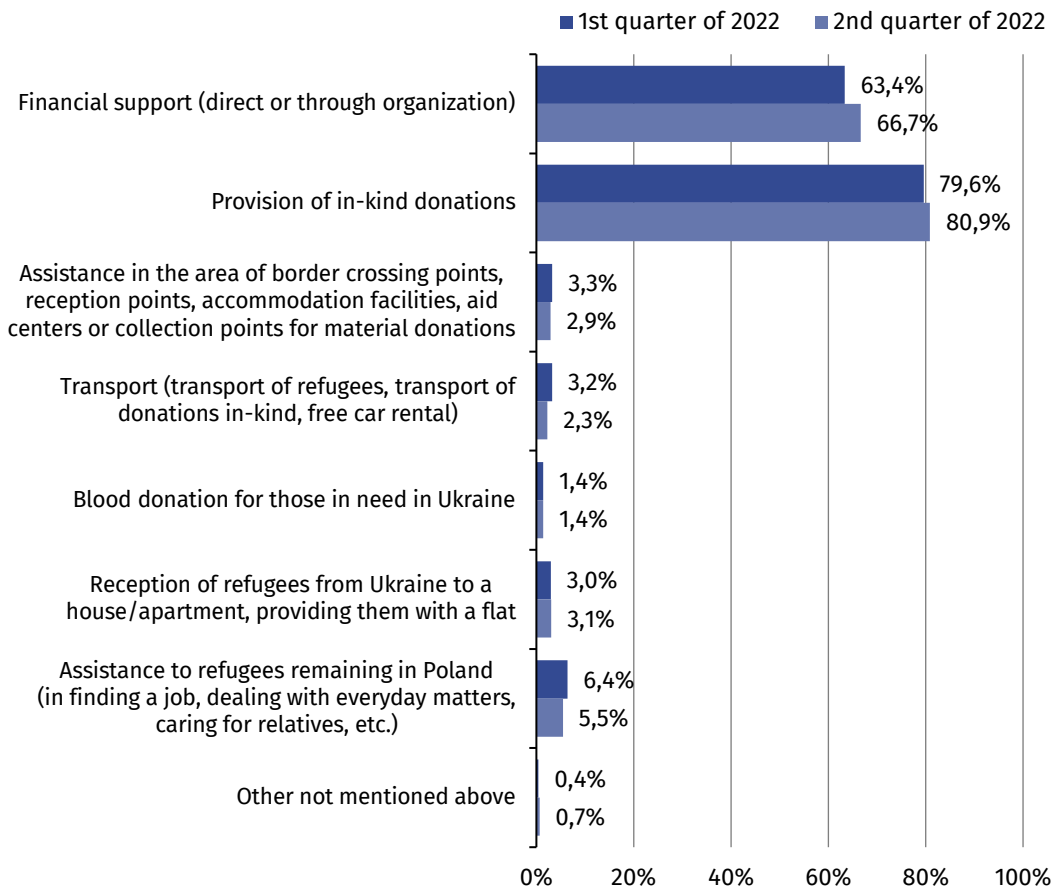


In the first quarter of 2022, 69.9% of households, and in the second quarter of 2022 – 53.3% of households granted support to the inhabitants of Ukraine (both granted in Poland as well as directed to persons remaining in Ukraine).

Among helping households, the dominant forms of support were: in-kind donations – approximately 4/5 households and financial support (directly or through organizations) – approximately 2/3. It is also worth noting that around 6% of households provided assistance to refugees from Ukraine in Poland in finding a job, taking care of everyday matters or caring for relatives. Approximately 3% of households provided assistance in the area of border crossing points, reception points, accommodation facilities, aid centers or collection points for material donations. Similarly, about 3% of helping households accepted refugees from Ukraine to their house/apartment or provided them with a flat. In the first quarter (from February 24) also around 3% of households granted transport support.

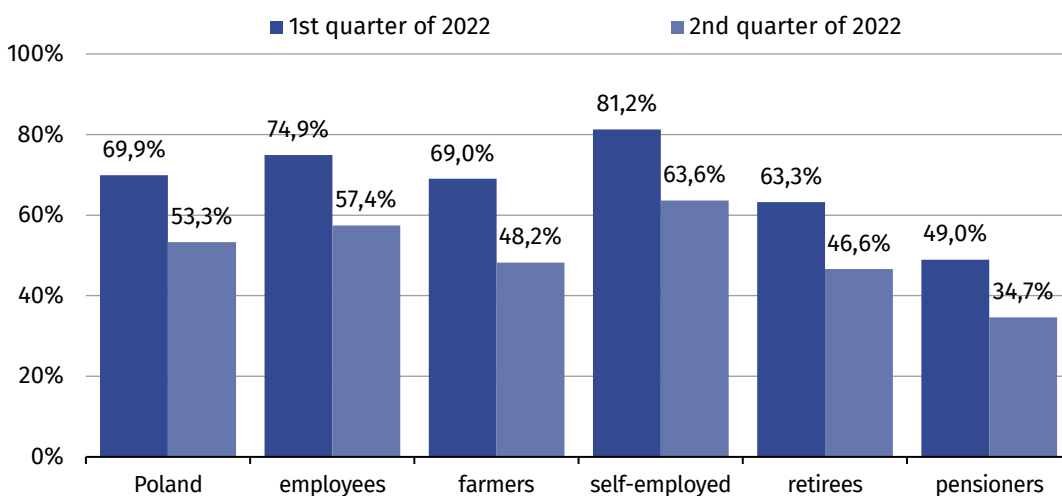
¹ It concerns the provision, at least once, of assistance due to the warfare – regardless of its form and scope, and covers both support provided in Poland and addressed to the persons remaining in Ukraine.

Graph 2. Percentage² of households, which granted support to the inhabitants of Ukraine in the 1st and 2nd quarters of 2022 by types of support³



The highest share of households granting support to Ukrainian inhabitants was among households of self-employed – 81.2% in the first quarter of 2022 and 63.6% in the second quarter of 2022, as well as in the households of employees – 74.9% and 57.4% respectively.

Graph 3. Percentage of households, which granted support to the inhabitants of Ukraine in the 1st and 2nd quarters of 2022 by socio-economic groups



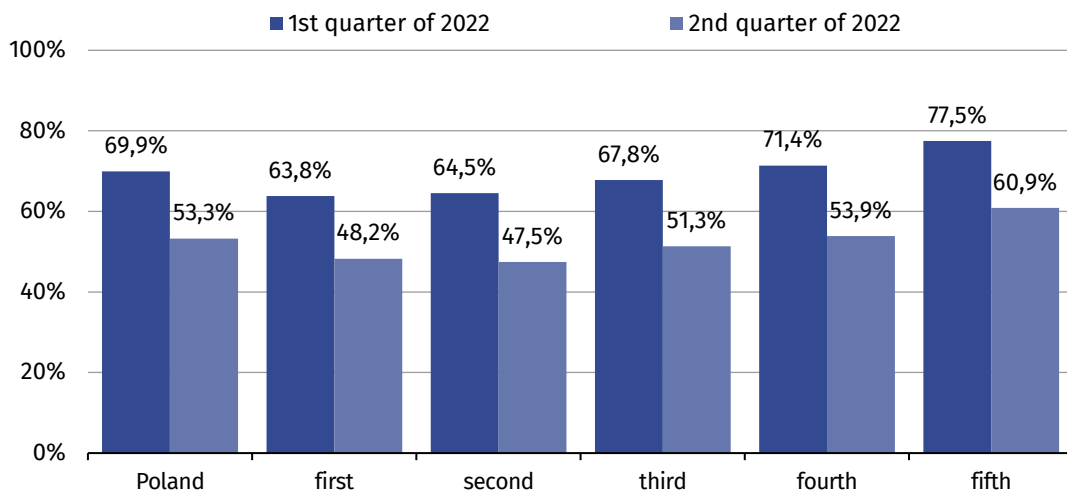
In the first quarter of 2022 over 80% of the households of self-employed declared support to the inhabitants of Ukraine

² Households providing assistance = 100%.

³ It was possible to indicate more than one form of support.

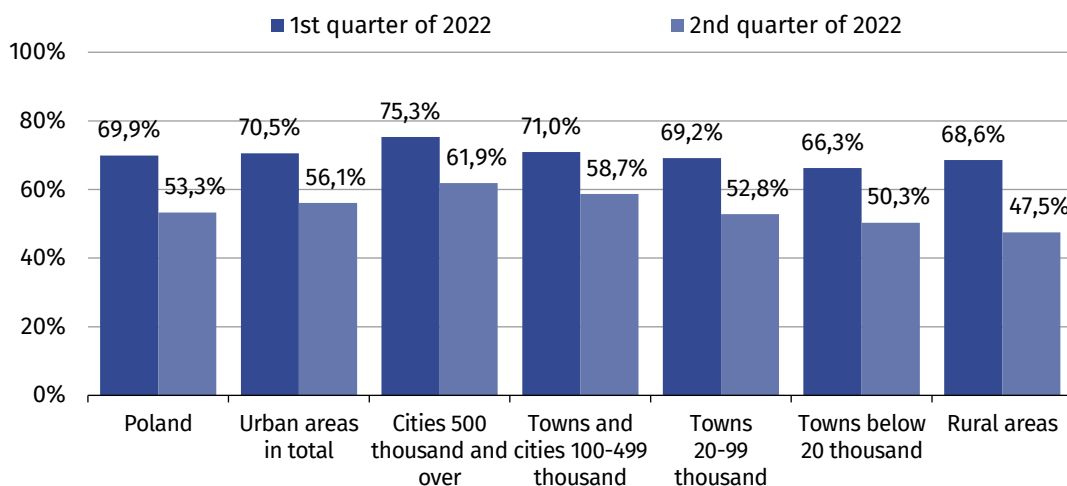
In the first quarter of 2022, 77.5% of households in the fifth quintile group (i.e. covering 20% of the wealthiest persons) were engaged in the support to the inhabitants of Ukraine. In the second quarter it was 60.9%. In this quintile group, the percentage of helping households was the highest. It is also worth emphasizing that in each quintile group it was not less than 63.8% in the first quarter (from February 24) and 47.5% in the second quarter.

Graph 4. Percentage of households, which granted support to the inhabitants of Ukraine in the 1st and 2nd quarters of 2022 by quintile groups



Households declaring support to the inhabitants of Ukraine were numerous in all the classes of locality. The highest percentage of households that provided assistance was in the cities with 500 thousand or more residents – 75.3% in the first quarter and 61.9% in the second quarter.

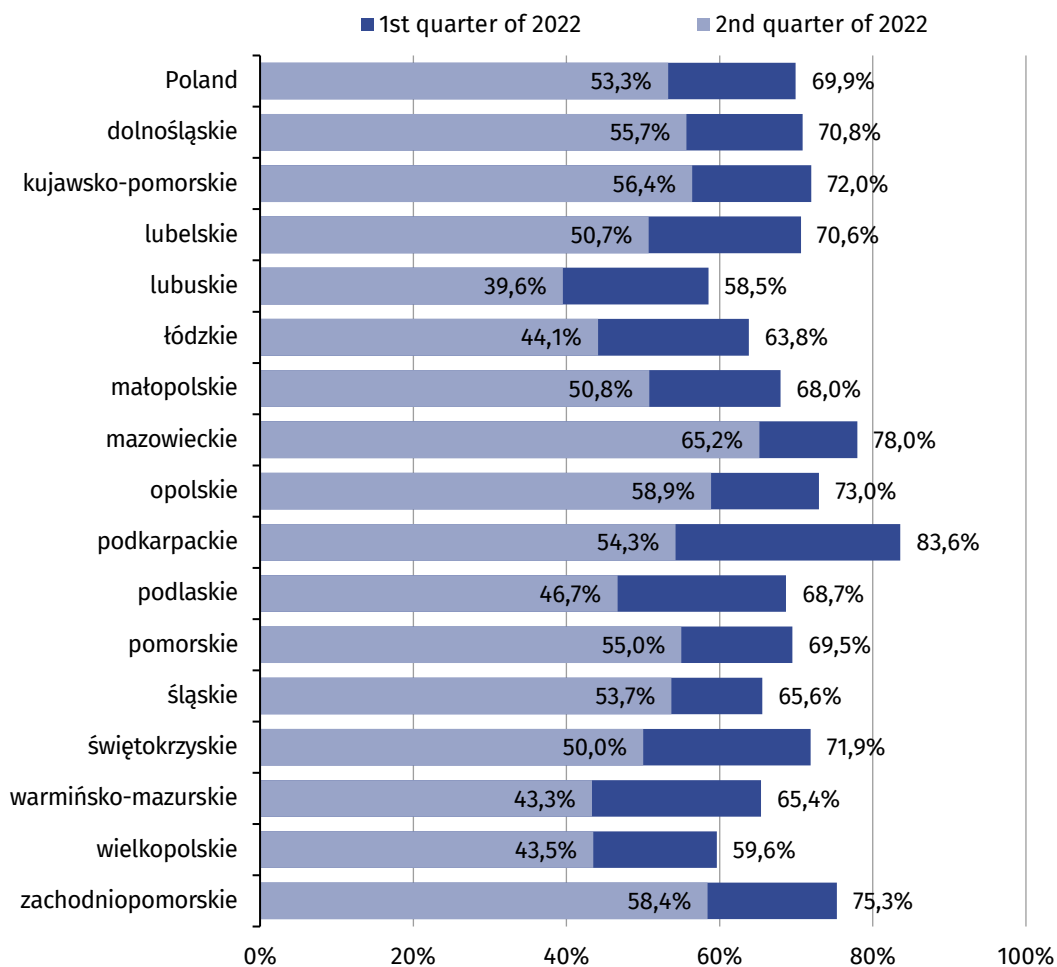
Graph 5. Percentage of households, which granted support to the inhabitants of Ukraine in the 1st and 2nd quarters of 2022 by the class of locality



In the first quarter of 2022 (from February 24), 2/3 to 3/4 of households in particular classes of locality helped the inhabitants of Ukraine

Households in individual voivodships engaged in support to the inhabitants of Ukraine with different degrees of intensity. The percentage of helping households in voivodships in the first quarter (from February 24) ranged from 58.5% to 83.6%. The highest share of households declaring assistance to the inhabitants of Ukraine in the first quarter was recorded in Podkarpackie (83.6%) and Mazowieckie (78.0%) voivodships. In the second quarter, this percentage ranged from 39.6% to 65.2% depending on the voivodship and it was the highest in Mazowieckie voivodship (65.2%).

Graph 6. Percentage of households, which granted support to the inhabitants of Ukraine in the 1st and 2nd quarters of 2022 by voivodships



In the first quarter of 2022, almost 84% of households from Podkarpackie voivodship provided aid to the inhabitants of Ukraine

In case of quoting Statistics Poland data, please provide information: "Source of data: Statistics Poland", and in case of publishing calculations made on data published by Statistics Poland, please include the following disclaimer: "Own study based on figures from Statistics Poland".

Prepared by:
Social Surveys Department

Director Piotr Łysoń PhD

Office: tel. (+ 48 22) 449 40 27,
(+ 48 22) 608 31 22

Issued by:
**The Spokesperson for the President
of Statistics Poland**

Karolina Banaszek

Phone: (+48) 695 255 011

Press Office

Phone: (+48 22) 608 38 04

e-mail: obslugaprasowa@stat.gov.pl



stat.gov.pl



@GUS_STAT



@GlownyUrzadStatystyczny



gus_stat



glownyurządstatystycznygus



glownyurządstatystyczny

Related information

[Household Budget Survey in 2021](#)

[The situation of households in 2021 on the basis of results of the Household Budget Survey](#)