

23.04.2019

General government deficit and debt in 2018

0,4%

General government deficit in 2018 in relation to GDP

According to the EDP notification, in 2018 the general government deficit was equal 7 987 mln zł (0,4% of GDP), while the general government debt amounted to 1 034 358 mln zł (48,9% of GDP).

On 29 March 2019, in accordance with the Council Regulation (EC) No. 479/2009 of 25 May 2009 on the application of the Protocol on the excessive deficit procedure annexed to the Treaty establishing European Community with amendments, the President of the CSO provided the general government deficit and debt data for years 2015-2018 (EDP notification) to the European Commission (Eurostat).

The data have been developed in accordance with the methodology of the European System of National and Regional Accounts in the European Union introduced by the Regulation (EU) No. 549/2013 of the European Parliament and of the Council of 21 May 2013 (ESA2010) and the guidelines contained in the Manual on Government Deficit and Debt, Implementation of ESA2010 (MGDD, 2016 edition)¹.

Table 1 General government deficit and debt in years 2015-2018 (mln zł)

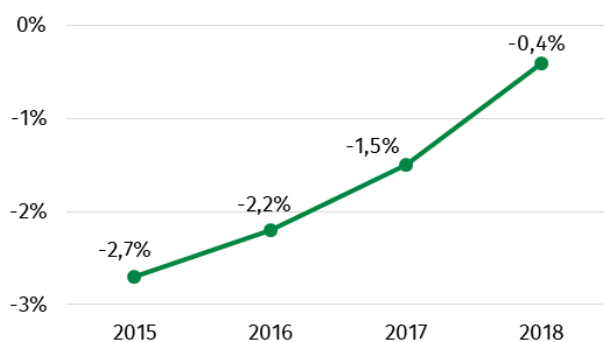
Specification	2015	2016	2017	2018
Gross domestic product (GDP)	1 800 228	1 861 112	1 989 314*	2 115 672
General government deficit/surplus	-48 703*	-41 614*	-30 404*	-7 987
% GDP	-2,7%	-2,2%	-1,5%*	-0,4%
Central government deficit/surplus	-39 831	-44 907	-72 556*	-13 394
% GDP	-2,2%	-2,4%	-3,7%*	-0,6%
Local government deficit/surplus	-991*	5 062*	1 182*	-7 369
% GDP	-0,1%	0,3%	0,1%	-0,4%
Social security funds deficit/surplus	-7 881	-1 769	40 970	12 776
% GDP	-0,4%	-0,1%	2,1%	0,6%
General government debt	923 259*	1 009 257*	1 005 722*	1 034 358
% GDP	51,3%	54,2%	50,6%	48,9%

* Data have been revised in relation to the previously published on 22.10.2018r.

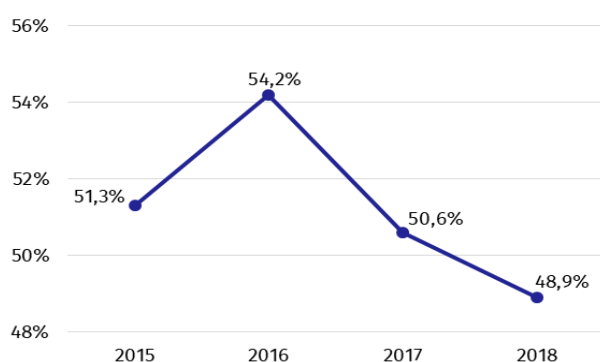
¹ The newest version of the manual is available on the website:

<http://ec.europa.eu/eurostat/documents/3859598/7203647/KS-GO-16-001-EN-N.pdf/5cfae6dd-29d8-4487-80ac-37f76cd1f012>.

Graph 1 General government deficit in % of GDP



Graph 2 General government debt in % of GDP



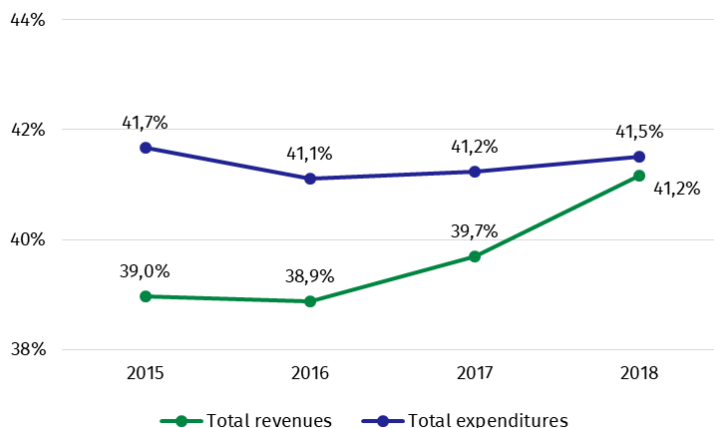
Data for years 2015-2017 have been revised in relation to the previously published (October 2018) mainly due to reclassification of the next public units into the general government. The biggest change in 2017 year concerned increase of expenditure from capital injections treated, according to the methodology of national accounts, as a capital transfer.

Together with the EDP notification, the Statistics Poland sent to the European Commission information about revenues and expenditures of the general government sector divided into transactions, according to the European System of National and Regional Accounts (ESA2010).

Table 2 Total revenues and expenditures of the general government sector according to ESA2010 in years 2015-2018 (mln zł)

Specification	2015	2016	2017	2018
Total revenues	701 493*	723 426*	789 787*	871 043
%GDP	39,0%	38,9%	39,7%*	41,2%
Total expenditures	750 196	765 040	820 191*	879 030
% GDP	41,7%	41,1%	41,2%	41,5%

Graph 3 Total revenues and expenditures of the general government sector in % of GDP



Similarly, as in case of deficit and debt, data on general government revenues and expenditures for years 2015-2017 have been revised in relation to the previously published (October 2018).

The biggest increase of revenues in 2018 in relation to 2017 was observed for the following transactions: taxes on production and imports of 22 494 mln zł in the central government (S1311), net social contributions of 22 786 mln zł in the social security funds (S1314) and current taxes on income and wealth of 19 815 mln zł. However, the biggest increase of expenditures was observed for transaction gross fixed capital formation – increase of 23 710 mln zł, in particular in the local government of 18 258 mln zł.

Detailed data on revenues and expenditures of the general government sector divided into ESA2010 transactions are presented in Annex 1.

Information on general government deficit and debt of all EU Member States will be available in English on 23 April 2019 at 11 a.m. on the Eurostat website:

<http://epp.eurostat.ec.europa.eu/portal/page/portal/eurostat/home>.

Inventory of the methods, procedures and sources used for the compilation of deficit and debt data and the underlying government sector accounts according to ESA2010 prepared according to the European Commission's guidelines in English version is available on Eurostat website:

<http://ec.europa.eu/eurostat/web/government-finance-statistics/excessive-deficit-procedure/edp-inventories>

Prepared by :

National Accounts Department

Ms. Anita Perzyna

Tel: 22 608 31 17

e-mail: a.perzyna@stat.gov.pl

Ms. Izabela Rudolf

Tel: 22 449 40 95

e-mail: i.rudolf@stat.gov.pl

Dissemination :

**The Spokesperson for the President of the
Statistics Poland**

Karolina Dawidziuk

Tel: 22 608 3475, 22 608 3009

e-mail: rzecznik@stat.gov.pl

Press Office

tel.: 22 608 34 91, 22 608 38 04

faks: 22 608 38 86

e-mail: obslugaprasowa@stat.gov.pl



www.stat.gov.pl



[@GUS_STAT](https://twitter.com/GUS_STAT)



[@GlownyUrzadStatystyczny](https://www.facebook.com/GlownyUrzadStatystyczny)

Related studies

[General government deficit and debt in 2017.](#)

Subject available in databases

[Knowledge Databases – National Accounts](#)

Important concepts available in the dictionary

[Gross domestic product](#)