

21.10.2021

General government deficit and debt in 2020

7,1%

General government deficit in 2020 in relation to GDP

According to the EDP notification, in 2020 the general government deficit was equal 166 087mln zł (7,1% of GDP), while the general government debt amounted to 1 336 558 mln zł (57,4% of GDP).

On 31 September 2021, in accordance with the Council Regulation (EC) No. 479/2009 of 25 May 2009 on the application of the Protocol on the excessive deficit procedure annexed to the Treaty establishing European Community with amendments, the President of the Statistics Poland provided the general government deficit and debt data for years 2017-2020 (EDP notification) to the European Commission (Eurostat).

The data have been developed in accordance with the methodology of the European System of National and Regional Accounts in the European Union introduced by the Regulation (EU) No. 549/2013 of the European Parliament and of the Council of 21 May 2013 (ESA2010) and the guidelines contained in the Manual on Government Deficit and Debt, Implementation of ESA2010 (MGDD, 2019 edition)¹.

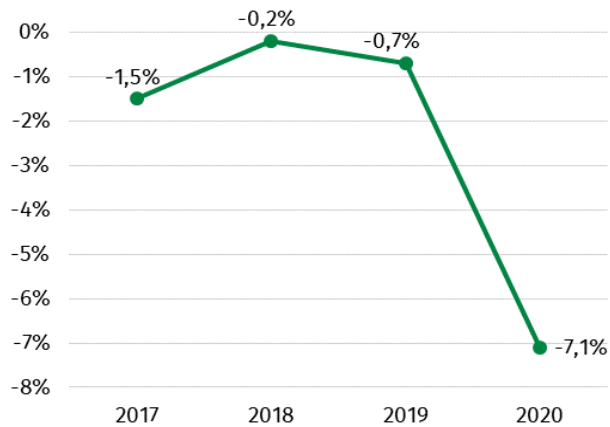
Table 1 General government deficit and debt in years 2017-2020 (mln zł)

Specification	2017	2018	2019	2020
Gross domestic product (GDP)	1 989 835	2 121 555	2 293 199	2 326 656*
General government deficit/surplus	-29 591*	-5 193*	-16 901*	-166 087*
% GDP	-1,5%	-0,2%	-0,7%*	-7,1%*
Central government deficit/surplus	-72 597*	-11 728*	-25 104*	-187 979*
% GDP	-3,6%	-0,6%*	-1,1%	-8,1%*
Local government deficit/surplus	2 036	-6 718	-4 682	4 464*
% GDP	0,1%	-0,3%	-0,2%	0,2%
Social security funds deficit/surplus	40 970	13 253	12 885*	17 428*
% GDP	2,1%	0,6%	0,6%	0,7%*
General government debt	1 007 200*	1 035 717	1 045 865*	1 336 558*
% GDP	50,6%	48,8%	45,6%	57,4%*

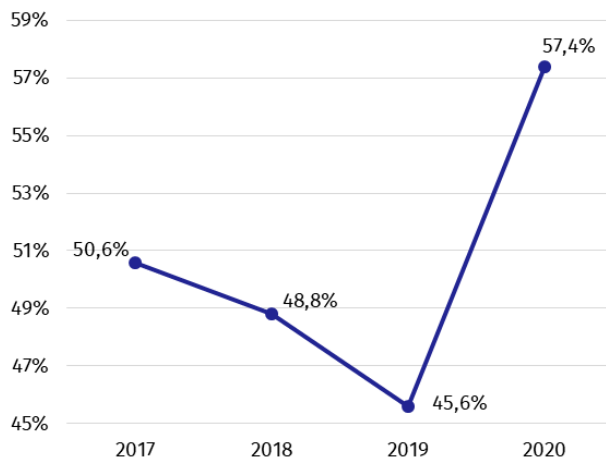
* Data have been revised in relation to the previously published on 22.04.2021.

¹ The manual is available on the website: <https://ec.europa.eu/eurostat/documents/3859598/10042108/KS-GO-19-007-EN-N.pdf/5d6fc8f4-58e3-4354-acd3-a29a66f2e00c>

Graph 1 General government deficit in % of GDP



Graph 2 General government debt in % of GDP



Data for years 2017-2020 have been revised in relation to the previously published (April 2021) mainly due to reclassification of public units into the general government sector and updated data sources.

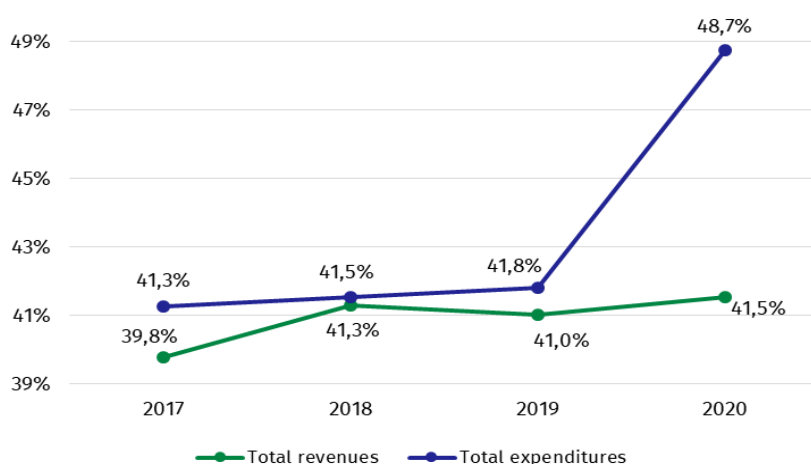
Together with the EDP data provided so far, all Members States were obligated to prepare a table containing data on measures taken in context of the COVID-19 epidemic. According to the final data received for the notification, general government expenditures aimed at stopping the consequences of the epidemic COVID-19 and combating these effects as well as supporting the entities affected by them amounted to 105 198 mln zł.

Along with the EDP notification, the Statistics Poland sent to the European Commission information about revenues and expenditures of the general government sector divided into transactions, according to the European System of National and Regional Accounts (ESA2010).

Table 2 Total revenues and expenditures of the general government sector according to ESA2010 in years 2017-2020 (mln zł)

Specification	2017	2018	2019	2020
Total revenues	791 649*	876 006*	941 018*	966 275*
%GDP	39,8%	41,3%	41,0%*	41,5%*
Total expenditures	821 241	881 199	957 918	1 132 362*
% GDP	41,3%	41,5%	41,8%	48,7%

Graph 3 Total revenues and expenditures of the general government sector in % of GDP



Similarly, as in case of deficit and debt, data on general government revenues and expenditures for years 2017-2020 have been revised in relation to the previously published (April 2021).

The revision of general government revenues caused their decrease in years 2017-2020, respectively of 10 mln zł, 66 mln zł, 1 104 mln zł and 3 000 mln zł. The changes had impact on the relation to GDP by 0,1 percentage point in 2019 year and 0,2 percentage point in 2020 year. The biggest changes of revenues were in transactions capital transfers (in years 2017-2020), other current transfers (in years 2019-2020) and net social contributions (in 2020 year). The increase of expenditures in 2020 of 1 542 mln zł (without change in relation to GDP) mainly concerns transactions: intermediate consumption, compensation of employees, subsidies and property income.

Detailed data on revenues and expenditures of the general government sector divided into ESA2010 transactions are presented in Annex 1.

Information on general government deficit and debt of all EU Member States will be available on 21 October 2021 at 11 a.m. on the Eurostat website:

<http://epp.eurostat.ec.europa.eu/portal/page/portal/eurostat/home>.

Inventory of the methods, procedures and sources used for the compilation of deficit and debt data and the underlying government sector accounts according to ESA2010 prepared according to the European Commission's guidelines in English version is available on Eurostat website:

<http://ec.europa.eu/eurostat/web/government-finance-statistics/excessive-deficit-procedure/edp-inventories>.

In case of quoting Statistics Poland data, please provide information: "Source of data: Statistics Poland", and in case of publishing calculations made on data published by Statistics Poland, please include the following disclaimer: "Own study based on figures from Statistics Poland".

Prepared by :
National Accounts Department
Ms. Anita Perzyna
Tel: 22 608 31 17

Dissemination :
The Spokesperson for the President of the
Statistics Poland
Ms. Karolina Banaszek
Tel: 695 255 011

Press Office

tel.: 22 608 34 91, 22 608 38 04

e-mail: obslugaprasowa@stat.gov.pl



www.stat.gov.pl



[@GUS_STAT](https://twitter.com/GUS_STAT)



[@GlownyUrzadStatystyczny](https://www.facebook.com/GlownyUrzadStatystyczny)

Related studies

[General government deficit and debt in 2020.](#)

Subject available in databases

[Knowledge Databases – National Accounts](#)

Important concepts available in the dictionary

[Gross domestic product](#)