

Information of Statistics Poland on the updated quarterly GDP estimate for 2022-2023

23.10.2023

Following *Revised estimate of gross domestic product for the year 2022*¹ of 5 October 2022 Statistics Poland publishes updated quarterly estimate of gross domestic product (GDP) for 2022 consistent with the annual data, and corrected data for the 1st and 2nd quarter of 2023.

Presented data on GDP and its elements for 2022 have been revised in relation to those published on 20.04.2023² due to taking into account the more complete annual information on the results in 2022 in the following statistical areas: corporate finance, foreign trade in goods and services and notification of the deficit and the debt of the general government sector for the purpose of October EDP notification. At the same time, the estimates for the 1st and 2nd quarter of 2023 have also been reviewed due to the new data for the base year and the use of the most updated data sources for the financial corporations, the general government sectors and for foreign trade turnover.

The result of the revised estimate of gross domestic product are changes in absolute levels and real GDP growth rates and its components.

The table 1 shows level of changes for seasonally adjusted GDP growth rate compared to data published on 31.08.2023.

Table 1. Seasonally adjusted GDP growth rate, constant prices at reference year 2015

Specification	2022				2023	
	Q1	Q2	Q3	Q4	Q1	Q2
	previous quarter = 100					
GDP growth rate of 31.08.2023	103.2	98.6	101.2	98.0	101.6	97.8
GDP growth rate of 23.10.2023	103.6	98.5	101.2	97.9	101.3	98.6
Differences	+0.4	-0.1	0.0	-0.1	-0.3	+0.8
corresponding period of the previous year = 100						
GDP growth rate of 31.08.2023	110.1	106.0	105.0	101.0	99.4	98.6
GDP growth rate of 23.10.2023	110.3	106.1	105.1	101.0	98.8	98.9
Differences	+0.2	+0.1	+0.1	0.0	-0.6	+0.3

¹ The document is available on the website of Statistics Poland <https://stat.gov.pl/obszary-tematyczne/rachunki-narodowe/roczne-rachunki-narodowe/informacja-glownego-urzedu-statystycznego-w-sprawie-skorygowanego-szacunku-produktu-krajowego-brutto-za-2022-rok,9,9.html>

² The document is available on the website of Statistics Poland <https://stat.gov.pl/en/topics/national-accounts/quarterly-national-accounts/the-statistics-poland-information-on-the-updated-2021-2022-quarterly-gdp-estimate,5,11.html>

The table 2 presents level of changes for growth rate of GDP and selected categories seasonally unadjusted compared to data published on 31.08.2023.

Table 2. Seasonally unadjusted growth rate of GDP and selected categories, constant average prices of the previous year

Specification	2022					2023	
	Q1	Q2	Q3	Q4	Q1-4	Q1	Q2
GDP growth rate of 31.08.2023	108.8	106.1	103.9	102.3	105.1	99.7	99.4
GDP growth rate of 23.10.2023	108.8	106.3	104.1	102.5	105.3	99.7	99.4
Differences	0.0	+0.2	+0.2	+0.2	+0.2	0.0	0.0
Gross value added growth rate of 31.08.2023	108.6	105.9	103.6	102.7	105.0	100.7	100.5
Gross value added growth rate of 23.10.2023	108.9	106.3	104.4	103.1	105.5	100.9	100.8
Differences	+0.3	+0.4	+0.8	+0.4	+0.5	+0.2	+0.3
Domestic uses growth rate of 31.08.2023	110.8	107.2	103.1	100.6	105.1	94.8	95.9
Domestic uses growth rate of 23.10.2023	110.8	107.4	103.1	101.0	105.2	95.2	97.1
Differences	0.0	+0.2	0.0	+0.4	+0.1	+0.4	+1.2
Household expenditure growth rate of 31.08.2023	106.8	106.7	101.1	98.9	103.3	98.0	97.3
Household expenditure growth rate of 23.10.2023	108.8	108.5	102.9	101.0	105.2	98.0	97.2
Differences	+2.0	+1.8	+1.8	+2.1	+1.9	0.0	-0.1
Investments growth rate of 31.08.2023	105.4	107.1	102.5	105.4	105.0	105.5	107.9
Investments growth rate of 23.10.2023	105.1	106.5	102.5	105.6	104.9	106.8	110.5
Differences	-0.3	-0.6	0.0	+0.2	-0.1	+1.3	+2.6

The table 3 presents changes in the composition of the contribution of individual GDP elements to the economic growth.

Table 3. Changes in contribution to GDP growth (percentage points)

Specification	2022					2023	
	Q1	Q2	Q3	Q4	Q1-4	Q1	Q2
GDP, data from 31.08.2023	8.8	6.1	3.9	2.3	5.1	-0.3	-0.6
GDP, data from 23.10.2023	8.8	6.3	4.1	2.5	5.3	-0.3	-0.6
Differences	0.0	+0.2	+0.2	+0.2	+0.2	0.0	0.0

Specification	2022					2023	
	Q1	Q2	Q3	Q4	Q1-4	Q1	Q2
Domestic uses, data from 31.08.2023	10.2	6.8	3.1	0.6	4.9	-4.6	-3.7
Domestic uses, data from 23.10.2023	10.3	7.0	3.0	0.9	5.1	-4.9	-2.7
Differences	+0.1	+0.2	-0.1	+0.3	+0.2	-0.3	+1.0
Household expenditure, data from 31.08.2023	4.0	3.8	0.6	-0.5	1.8	-1.0	-1.5
Household expenditure, data from 23.10.2023	5.3	4.8	1.6	0.5	2.9	-1.3	-1.6
Differences	+1.3	+1.0	+1.0	+1.0	+1.1	-0.3	-0.1
Investments, data from 31.08.2023	0.7	1.1	0.4	1.2	0.9	0.6	1.2
Investments, data from 23.10.2023	0.7	1.0	0.4	1.2	0.8	0.9	1.5
Differences	0.0	-0.1	0.0	0.0	-0.1	+0.3	+0.3
Net exports, data from 31.08.2023	-1.4	-0.7	0.8	1.7	0.2	4.3	3.1
Net exports, data from 23.10.2023	-1.5	-0.7	1.1	1.6	0.2	4.6	2.1
Differences	-0.1	0.0	+0.3	-0.1	0.0	+0.3	-1.0

Quarterly data for 2022-2023 are presented in the attached tables.

In the tables 1 and 2 the real growth rates are presented in constant prices of 2015 with previous quarter=100 and corresponding quarter of the previous year=100 for GDP time series and its selected components. seasonally unadjusted. seasonally adjusted and trend.

Detailed data for GDP time series and its components at current prices as well as volume growth rates (corresponding quarter of the previous year = 100. constant average prices of the previous year) is presented in the tables 3 and 4.

The table 5 includes information on contribution to GDP volume growth rate.

The full set of data are available on the website of Statistics Poland in the Poland macroeconomic indicators database: <https://stat.gov.pl/en/poland-macroeconomic-indicators/>

In case of quoting Statistics Poland data. please provide information: "Source of data: Statistics Poland". and in case of publishing calculations made on data published by Statistics Poland. please include the following disclaimer: "Own study based on figures from Statistics Poland.







Prepared by:
National Accounts Department
Director Anita Perzyna
Phone: (+48 22) 608 31 17

Issued by:
**The Spokesperson for the President
of Statistics Poland**
Karolina Banaszek
Phone: (+48) 695 255 011

Press Office

Phone: (+48 22) 608 38 04

e-mail: obslugaprasowa@stat.gov.pl

-  stat.gov.pl/en/
-  [@StatPoland](https://twitter.com/StatPoland)
-  [@GlownyUrzadStatystyczny](https://www.facebook.com/GlownyUrzadStatystyczny)
-  [gus_stat](https://www.instagram.com/gus_stat)
-  [glownyurządstatystycznygus](https://www.youtube.com/glownyurządstatystycznygus)
-  [glownyurządstatystyczny](https://www.linkedin.com/company/glownyurządstatystyczny)

Related information

[Revised estimate of gross domestic product for the year 2022](#)

[The Statistics Poland information on the updated 2021-2022 quarterly GDP estimate](#)

[Gross Domestic Product in the second quarter of 2023. Preliminary estimate](#)

[Principles of revision policy of Polish national and regional accounts](#)

Data available in databases

[Knowledge database-National Accounts](#)

Terms used in official statistics

[Gross domestic product](#)

[Gross value added](#)

[Gross capital formation](#)