

Gross Domestic Product in the 3rd quarter of 2022. Preliminary estimate

30.11.2022

103.6

GDP growth rate in the 3rd quarter of 2022

Seasonally unadjusted gross domestic product (GDP) in the 3rd quarter of 2022 was higher by 3.6% year-on-year comparison against the increase of 6.5% in the corresponding quarter of 2021 (constant average prices of the previous year).

In the 3rd quarter of 2022 seasonally adjusted GDP (constant prices, reference year 2015) was higher by 1.0% than in the previous quarter and 4.5% higher than in the 3rd quarter of the previous year.

Seasonally unadjusted GDP (constant average prices of the previous year) was higher by 3.6% than in the corresponding quarter of the previous year.

Compared to the flash estimate published on 15 November 2022, gross domestic product at constant average prices of the previous year, seasonally unadjusted, revised up by 0.1 percentage points.

Table 1. Seasonally adjusted GDP; constant prices, reference year 2015

Specification	2020				2021				2022		
	Q1	Q2	Q3	Q4	Q1	Q2	Q3	Q4	Q1	Q2	Q3
	previous quarter = 100										
GDP growth rate of 15 November 2022	100.7	90.8	106.8	100.1	102.6	102.2	102.1	101.6	104.2	97.7	100.9
GDP growth rate of 30 November 2022	100.7	90.8	106.8	100.1	102.6	102.2	102.1	101.6	104.3	97.7	101.0
Differences	0.0	0.0	0.0	0.0	0.0	0.0	0.0	0.0	+0.1	0.0	+0.1
	corresponding quarter of previous year = 100										
GDP growth rate of 15 November 2022	103.1	92.7	98.3	97.8	99.5	112.0	107.1	108.7	110.5	105.6	104.4
GDP growth rate of 30 November 2022	103.1	92.7	98.3	97.8	99.5	112.0	107.1	108.7	110.5	105.6	104.5
Differences	0.0	0.0	0.0	0.0	0.0	0.0	0.0	0.0	0.0	0.0	+0.1

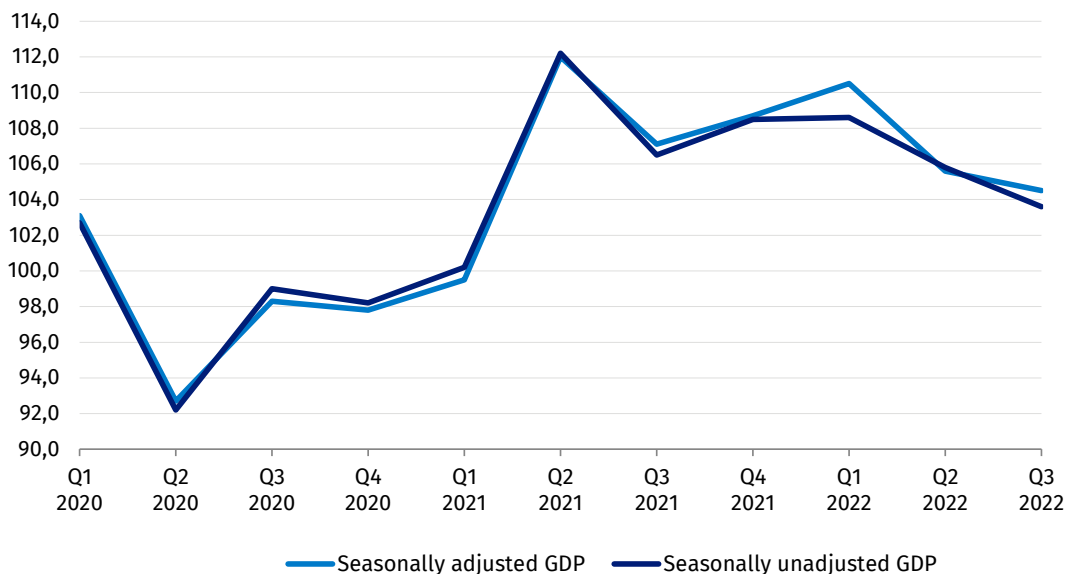
Table 2. Seasonally unadjusted GDP; constant average prices of the previous year

Specification	2020				2021				2022		
	Q1	Q2	Q3	Q4	Q1	Q2	Q3	Q4	Q1	Q2	Q3
	corresponding quarter of previous year = 100										
GDP growth rate of 15 November 2022	102.7	92.2	99.0	98.2	100.2	112.2	106.5	108.5	108.6	105.8	103.5
GDP growth rate of 30 November 2022	102.7	92.2	99.0	98.2	100.2	112.2	106.5	108.5	108.6	105.8	103.6
Differences	0.0	0.0	0.0	0.0	0.0	0.0	0.0	0.0	0.0	0.0	+0.1

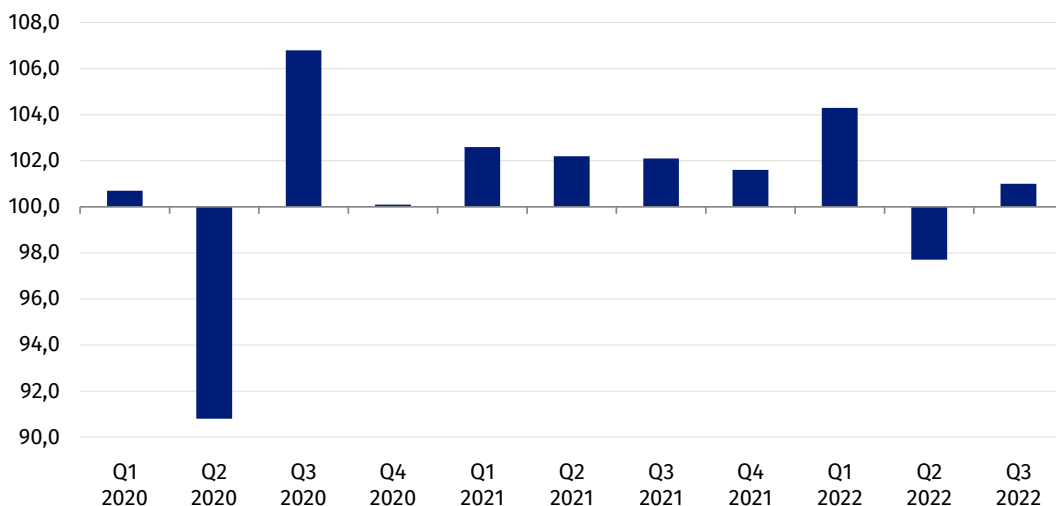
In the 3rd quarter of 2022 there was the increase of GDP which amounted to 3.6% year-on-year comparison. This was caused by the improvement of growth rate of domestic uses which was up by 3.1% than a year earlier (in the 2nd quarter of 2022 the increase in domestic uses of 6.9% was recorded). It resulted mainly from the increase in gross capital formation of 11.4% (against the increase of 15.1% in the 2nd quarter of 2022) and the increase in final consumption expenditure of 0.7% (against the increase of 4.8% in the 2nd quarter of 2022). Consumption expenditure in the households sector was higher by 0.9% (against the increase of 6.4% in the 2nd quarter of 2022). Gross fixed capital formation went up by 2.0% (against the increase of 6.6% in the 2nd quarter of 2022).

As a result, the positive contribution of domestic uses to economic growth was +3.0 percentage points (in the 2nd quarter of 2022 the positive influence of domestic uses of +6.5 percentage points was recorded). It came from both the positive influence of final consumption expenditure and gross capital formation. The impact of consumption expenditure in the households sector was +0.5 percentage points (against the impact of +3.6 percentage points in the 2nd quarter of 2022), while the impact of public consumption expenditure was neutral (+0.1 percentage points in the 2nd quarter of 2022). The impact of gross fixed capital formation amounted to +0.3 percentage points (against +1.0 percentage points in the 2nd quarter of 2022). The positive contribution of changes in inventories amounted to +2.2 percentage points (against +1.8 percentage points in the 2nd quarter of 2022). As a consequence, the impact of gross capital formation on GDP growth amounted to +2.5 percentage points (against +2.8 percentage points in the 2nd quarter of 2022). In the 3rd quarter of 2022 a positive impact of the net exports to the economic growth was noted, which amounted to +0.6 percentage points (against -0.7 percentage points in the 2nd quarter of 2022).

**Chart 1. Gross domestic product volume growth rate
(corresponding period of the previous year = 100)**



**Chart 2. Gross domestic product seasonally adjusted volume growth rate
(the previous quarter = 100)**



Seasonally adjusted GDP (previous quarter = 100, constant prices, reference year 2015)

In the 3rd quarter of 2022 compared to the previous quarter seasonally adjusted GDP was 1.0% higher.

Gross value added in national economy in the 3rd quarter of 2022 increased by 1.1%, of which:

- in industry by 1.9%,
- in construction by 0.1%

- in transportation and storage by 1.6%,
- in public administration and defense, compulsory social security, education, human health and social work activities altogether by 1.0%.

Gross value added in trade and repair and in financial and insurance activities decreased by 0.3% in each of these sections.

Domestic uses in the 3rd quarter of 2022 increased by 1.0%.

In the 3rd quarter of 2022 total consumption expenditure increased by 0.2%, in which consumption expenditure in the households sector went down by 0.7% and public consumption expenditure grew by 0.5%.

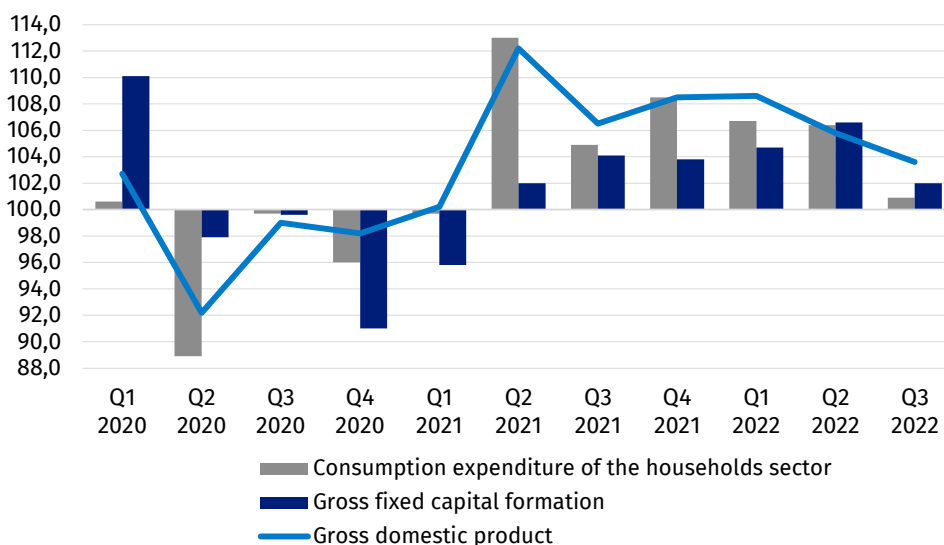
Gross capital formation in the 3rd quarter of 2022 was higher by 5.4%, of which gross fixed capital formation decreased by 0.6%.

In the attached tables 1 and 2 the real growth rates are presented in constant prices of 2015 with previous quarter=100 and corresponding quarter of the previous year=100 for GDP time series and its selected components, seasonally unadjusted, seasonally adjusted and trend.

Seasonally unadjusted GDP (constant average prices of the previous year)

According to the preliminary estimate GDP in the 3rd quarter of 2022 was 3.6% higher than in the corresponding quarter of the previous year.

Chart 3. GDP volume growth rate (corresponding period of the previous year = 100)



Gross value added in national economy in the 3rd quarter of 2022 was 3.3% higher than in the corresponding quarter of 2021, of which:

- in industry by 6.1%,
- in construction by 1.0%,
- in trade and repair by 0.1%,
- in transportation and storage by 9.7%,
- in financial and insurance activities by 12.2%,
- in public administration and defense, compulsory social security, education, human health and social work activities altogether by 2.3%.

Domestic uses in the 3rd quarter of 2022 were 3.1% higher than in the corresponding quarter of the previous year.

Final consumption expenditure in the 3rd quarter of 2022 compared with the same quarter of the previous year was 0.7% higher, of which consumption expenditure in the households sector increased by 0.9% and public consumption expenditure increased by 0.1%.

Gross capital formation in the 3rd quarter of 2022 was higher by 11.4% compared to the corresponding quarter of 2021, of which gross fixed capital formation went up by 2.0%. Investment ratio (relation of gross fixed capital formation to gross domestic product at current prices) amounted to 16.1% against 16.8% in the previous year.

Detailed data for GDP time series and its components at current prices as well as volume growth rates (corresponding quarter of the previous year = 100, constant average prices of the previous year) is presented in tables 3 and 4. Table 5 includes information on contribution to GDP volume growth rate.

Seasonal adjustment procedure can cause revisions to historical GDP growth rates and GDP components when later quarterly observations become available or the past unadjusted data are revised.

In the case of quoting data from the Statistics Poland, please provide information: "Source of Statistics Poland data", and in the case of publishing calculations made using data published by the Statistics Poland, please provide information: "Own study based on Statistics Poland data".

Prepared by:
National Accounts Department
Director Anita Perzyna
Phone: (+48 22) 608 31 17

Issued by:
**The Spokesperson for the President
of Statistics Poland**
Karolina Banaszek
Phone: (+48) 695 255 011

Press Office

Phone: (+48 22) 608 38 04

e-mail: obslugaprasowa@stat.gov.pl

-  www.stat.gov.pl/en/
-  [@StatPoland](https://twitter.com/StatPoland)
-  [@GlownyUrzadStatystyczny](https://www.facebook.com/GlownyUrzadStatystyczny)
-  [gus_stat](https://www.instagram.com/gus_stat)
-  [glownyurządstatystycznygus](https://www.youtube.com/glownyurządstatystycznygus)
-  [glownyurządstatystyczny](https://www.linkedin.com/company/glownyurządstatystyczny)

Related information

[Flash estimate of Gross Domestic Product in the third quarter of 2022](#)

[Information of Statistics Poland on the updated quarterly GDP estimate for 2010 -2021 and the 1st and 2nd quarter of 2022](#)

Data available in databases

[Knowledge database-National Accounts](#)

Terms used in official statistics

[Gross domestic product](#)

[Gross value added](#)

[Gross capital formation](#)