

Gross Domestic Product in the 4th quarter of 2019

Preliminary estimate

28.02.2020


103.2

 GDP growth in the 4th quarter of 2019

Gross domestic product (GDP) in the 4th quarter of 2019 was higher by 3.2% on year-on-year comparison against 4.9% in the corresponding quarter of 2018 (constant average prices of the previous year)

In the 4th quarter of 2019 seasonally adjusted gross domestic product (GDP) (constant prices, reference year 2010) was higher by 0.3% than in the previous quarter and 3.7% higher than in the 4th quarter of the previous year.

Seasonally unadjusted GDP (constant average prices of the previous year) was higher by 3.2% than in the corresponding quarter of the previous year.

Table 1. Seasonally adjusted GDP; constant prices, reference year 2010

Specification	2017				2018				2019			
	Q1	Q2	Q3	Q4	Q1	Q2	Q3	Q4	Q1	Q2	Q3	Q4
	previous quarter = 100											
GDP growth rate of 14 February 2020	101.1	100.9	101.1	101.6	101.3	101.3	101.3	100.7	101.4	100.7	101.2	100.2
GDP growth rate of 28 February 2020	101.1	100.9	101.1	101.6	101.3	101.3	101.3	100.7	101.4	100.7	101.2	100.3
Differences	0.0	0.0	0.0	0.0	0.0	0.0	0.0	0.0	0.0	0.0	0.0	+0.1
	corresponding quarter of the previous year = 100											
GDP growth rate of 14 February 2020	104.9	104.5	105.5	104.9	105.1	105.4	105.6	104.6	104.7	104.1	104.0	103.5
GDP growth rate of 28 February 2020	104.9	104.5	105.5	104.9	105.1	105.4	105.6	104.6	104.7	104.1	104.0	103.7
Differences	0.0	0.0	0.0	0.0	0.0	0.0	0.0	0.0	0.0	0.0	0.0	+0.2

Table 2. Seasonally unadjusted GDP; constant average prices of the previous year

Specification	2017				2018				2019			
	Q1	Q2	Q3	Q4	Q1	Q2	Q3	Q4	Q1	Q2	Q3	Q4
	corresponding quarter of the previous year = 100											
GDP growth rate of 14 February 2020	104.8	104.3	105.5	105.1	105.2	105.3	105.2	104.9	104.8	104.6	103.9	103.1
GDP growth rate of 28 February 2020	104.8	104.3	105.5	105.1	105.2	105.3	105.2	104.9	104.8	104.6	103.9	103.2
Differences	0.0	0.0	0.0	0.0	0.0	0.0	0.0	0.0	0.0	0.0	0.0	+0.1

Compared to preliminary estimate published on 29.01.2020 the increase of gross domestic product in 2019 was higher by 0.1 percentage points and amounted to 4.1%

In the 4th quarter of 2019 the economic growth came mainly from domestic uses which growth was 2.2% compared to the previous year. It was lower than in the 3rd quarter of 2019 (the growth 3.3%). It resulted from the decrease in gross capital formation by -0.2% (against the increase by 0.4% in the 3rd quarter of 2019). Final consumption expenditure increased by 3.2% and was lower than recorded in the 3rd quarter of 2019 (the increase by 4.0%). Consumption expenditure in the households sector rose by 3.3% and was lower than in the 3rd quarter of 2019 (the growth of 3.9%). The growth rate of gross fixed capital formation was higher than in the 3rd quarter of 2019 and amounted to 4.9% (against 4.7%).

In the 4th quarter of 2019 domestic uses were the main factor of economic growth

As a result the contribution of domestic uses to economic growth was +2.1 percentage points (against +3.1 percentage points in the 3rd quarter of 2019). It came from the positive influence of final consumption expenditure which was +2.2 percentage points (against +3.0 percentage points in the 3rd quarter of 2019), of which the impact of the consumption expenditure in households sector +1.6 percentage points and public consumption expenditure +0.6 percentage points (+2.2 and +0.8 percentage points in the 3rd quarter of 2019 respectively). The impact of gross fixed capital formation amounted to +1.2 percentage points (in the 3rd quarter of 2019 it was +0.8 percentage points). Changes in inventories had a negative effect on economic growth and amounted to -1.3 percentage points (in the 3rd quarter of 2019 it was -0.7 percentage points). As a consequence, the impact of gross capital formation on economic growth was negative and amounted to -0.1 percentage points (against +0.1 percentage points in the 3rd quarter of 2019). In the 4th quarter of 2019 the positive impact of the net exports to economic growth was +1.1 percentage points (against +0.8 percentage points in the 3rd quarter of 2019).

Net exports had a positive effect on the economic growth

Chart 1. Gross domestic product volume growth rate (corresponding period of the previous year = 100)

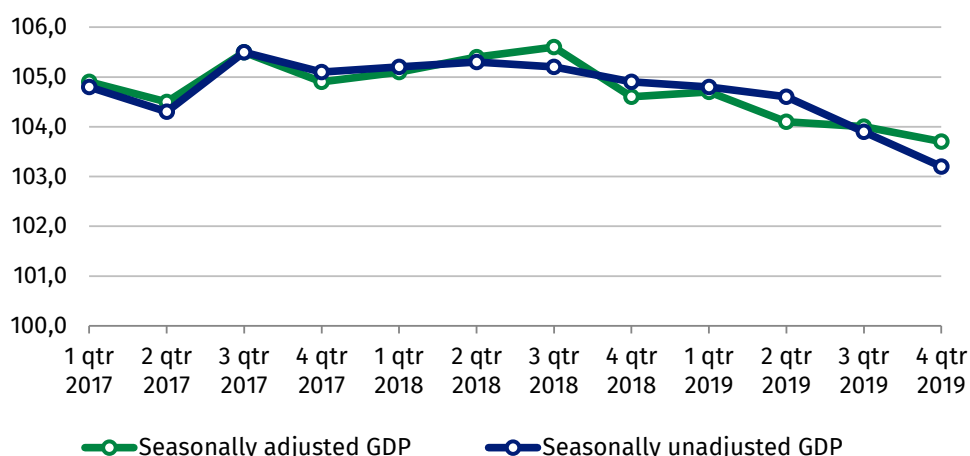
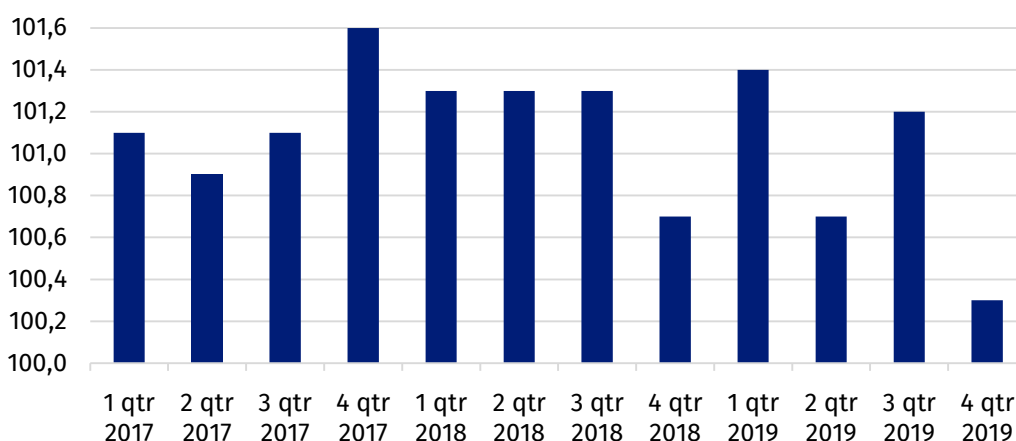


Chart 2. Gross domestic product; seasonally adjusted volume growth rate (the previous quarter = 100)



Seasonally adjusted GDP (previous quarter = 100, constant prices, reference year 2010)

In the 4th quarter of 2019 compared to the previous quarter seasonally adjusted GDP was 0.3% higher.

Gross value added in national economy in the 4th quarter of 2019 was 0.6% higher.

Gross value added in industry in the 4th quarter of 2019 was 0.6% higher.

Gross value added in construction in the 4th quarter of 2019 was 1.3% lower.

Gross value added in trade and repair was 0.9% higher, in transportation and storage was 1.4% higher, while in financial and insurance activities were 1.8% lower.

Gross value added in public administration and defense, compulsory social security, education, human health and social work activities altogether in the 4th quarter of 2019 was 0.6% higher.

Domestic uses in the 4th quarter of 2019 were 0.2% higher.

In the 4th quarter of 2019 total consumption expenditure increased by 0.9%, consumption expenditure in the households sector increased by 1.0%.

Gross capital formation in the 4th quarter of 2019 was 0.6% higher.

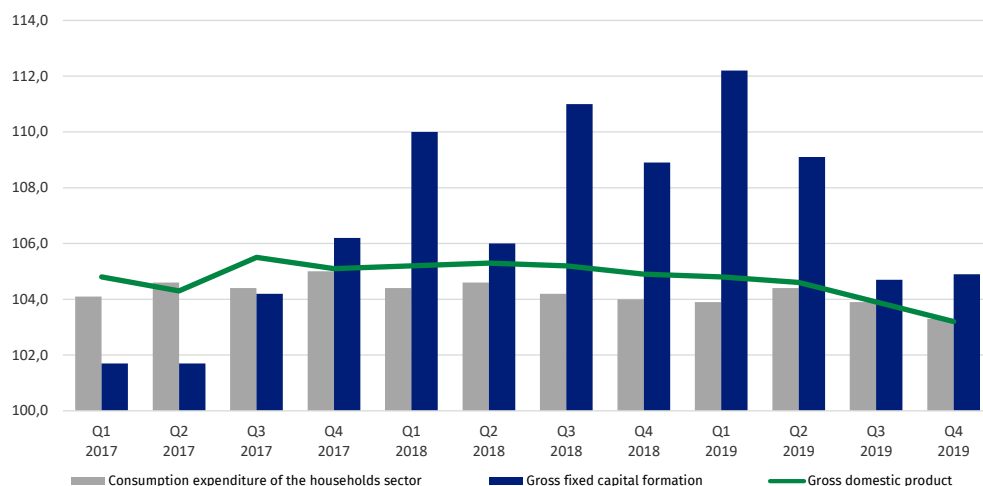
Gross fixed capital formation in the 4th quarter of 2019 was up by 1.5%.

Tables 1 and 2 present indices in constant prices with reference to the year 2010 for GDP time series and its main aggregates for seasonally unadjusted data, seasonally adjusted data as well as the trend. Table 1 presents indices on the previous quarter and table 2 presents indices on the corresponding quarter of the previous year.

Seasonally unadjusted GDP (constant average prices of the previous year)

According to the preliminary estimate gross domestic product (GDP) in the 4th quarter of 2019 was 3.2% higher than in the corresponding quarter of the previous year.

Chart 3. GDP volume growth rate (corresponding period of the previous year = 100)



Gross value added in national economy in the 4th quarter of 2019 was 3.2% higher than in the corresponding quarter of 2018.

Gross value added in industry was 3.1% higher than in the corresponding quarter of 2018, while in construction was 1.7% lower respectively.

Gross value added in trade and repair rose by 4.1% and in transportation and storage increased by 9.3% than in corresponding quarter of 2018.

Gross value added in financial and insurance activities in the 4th quarter of 2019 increased by 1.2% compared to the corresponding quarter of 2018.

Gross value added in public administration and defense, compulsory social security, education, human health and social work activities altogether in the 4th quarter of 2019 was 3.5% higher.

Domestic uses in the 4th quarter of 2019 were 2.2% higher than in the corresponding quarter of the previous year.

Final consumption expenditure in the 4th quarter of 2019 in comparison with the same quarter of the previous year was 3.2% higher, of which consumption expenditure in the households sector grew by 3.3% and the growth of public consumption expenditure amounted to 3.1%.

Gross capital formation in the 4th quarter of 2019 was lower by 0.2% compared to the corresponding quarter of 2018 of which gross fixed capital formation grew by 4.9%. Investment ratio (relation of gross fixed capital formation to gross domestic product at current prices) amounted to 25.2% against 25.1% in the previous year.

Detailed data for GDP time series and its aggregates at current prices as well as volume growth rates (corresponding quarter of the previous year = 100, constant average prices of the previous year) is presented in tables 3 and 4. Table 5 includes information on contribution to GDP volume growth rate.

Seasonal adjustment procedure can cause revisions to historical GDP growth rates and GDP components when later quarterly observations become available or the past unadjusted data are revised.

The faster growth than the average in the national economy was recorded in trade and repair, transportation and storage

Prepared by:

National Accounts Department

Director Anita Perzyna

Office: tel. (+48 22) 608 31 17

Issued by:

**The Spokesperson for the President of
Statistics Poland**

Karolina Banaszek

Mobile: (+48) 695 255 011

Press Office

Office: tel.: (+48 22) 608 34 91, 608 38 04

e-mail: obslugaprasowa@stat.gov.pl



www.stat.gov.pl/en/



@ StatPoland



@GlownyUrzadStatystyczny

Related studies

[Flash estimate of Gross Domestic Product in the fourth quarter of 2019](#)

[Gross Domestic Product in 2019 Preliminary estimate](#)

Subject available in databases

[Knowledge Databases – National Accounts](#)

Important concepts available in the dictionary

[Gross domestic product](#)

[Gross value added](#)

[Gross capital formation](#)