

Flash estimate of Gross Domestic Product in the 4th quarter of 2023

14.02.2024


101.0

GDP growth rate in the 4th quarter of 2023 according to the flash estimate

According to the flash estimate, gross domestic product (GDP) in volume terms seasonally unadjusted was higher by 1.0% in the 4th quarter of 2023 year-to-year against 2.5% increase in the corresponding period of 2022

In the 4th quarter of 2023 seasonally adjusted GDP (constant prices, reference year 2015) remained at a similar level recorded in the previous quarter and was 1.7% higher than in the 4th quarter of the previous year.

Seasonally unadjusted GDP (constant average prices of the previous year) was higher by 1.0% than in the corresponding quarter of the previous year.

The data is preliminary and can be subject to revision, in accordance with the revision policy of quarterly national accounts, in the first regular estimate of GDP for the 4th quarter of 2023 which will be released on February 29, 2024.

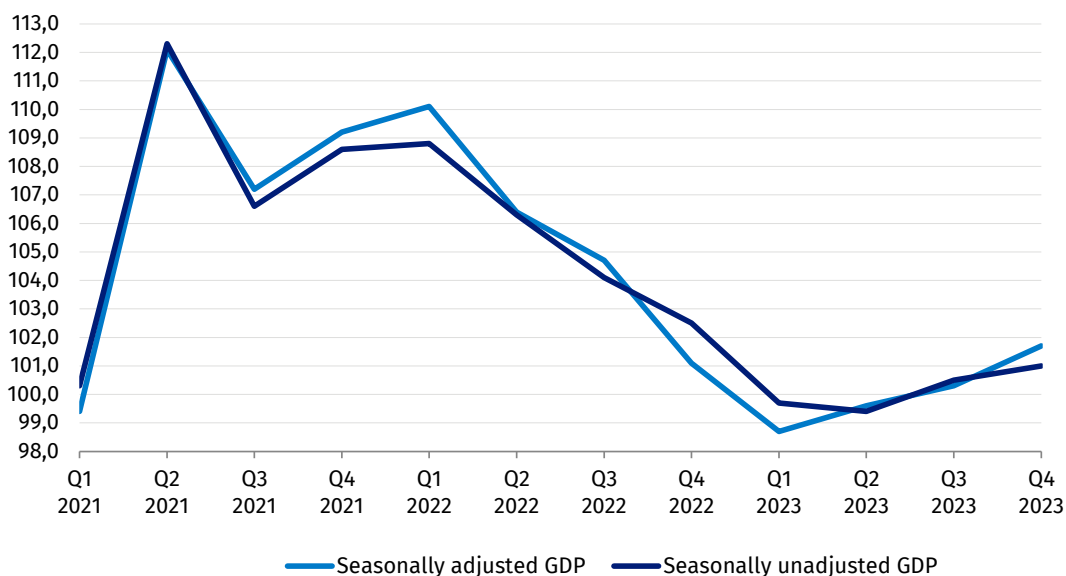
Table 1. Seasonally adjusted GDP; constant prices, reference year 2015

Specification	2021				2022				2023			
	Q1	Q2	Q3	Q4	Q1	Q2	Q3	Q4	Q1	Q2	Q3	Q4
	previous quarter = 100											
GDP growth rate of 30 November 2023	102.3	102.6	102.1	101.8	103.3	99.2	100.6	97.7	101.1	100.3	101.5	-
GDP growth rate of 14 February 2024	102.3	102.5	102.1	102.0	103.2	99.0	100.4	98.5	100.7	99.9	101.1	100.0
Differences	0.0	-0.1	0.0	+0.2	-0.1	-0.2	-0.2	+0.8	-0.4	-0.4	-0.4	-
corresponding quarter of previous year = 100												
GDP growth rate of 30 November 2023	99.4	112.2	107.3	109.1	110.1	106.5	105.0	100.8	98.6	99.7	100.6	-
GDP growth rate of 14 February 2024	99.4	112.1	107.2	109.2	110.1	106.4	104.7	101.1	98.7	99.6	100.3	101.7
Differences	0.0	-0.1	-0.1	+0.1	0.0	-0.1	-0.3	+0.3	+0.1	-0.1	-0.3	-

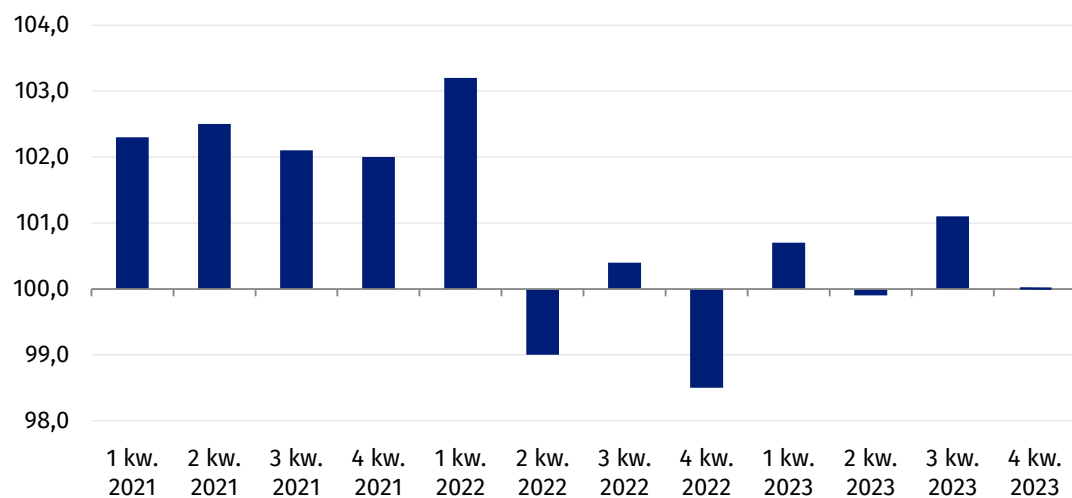
Table 2. Seasonally unadjusted GDP; constant average prices of the previous year

Specification	2021				2022				2023			
	Q1	Q2	Q3	Q4	Q1	Q2	Q3	Q4	Q1	Q2	Q3	Q4
	corresponding quarter of previous year = 100											
GDP growth rate of 30 November 2023	100.3	112.3	106.6	108.6	108.8	106.3	104.1	102.5	99.7	99.4	100.5	-
GDP growth rate of 14 February 2024	100.3	112.3	106.6	108.6	108.8	106.3	104.1	102.5	99.7	99.4	100.5	101.0
Differences	0.0	0.0	0.0	0.0	0.0	0.0	0.0	0.0	0.0	0.0	0.0	-

Chart 1. Gross domestic product volume growth rate (corresponding period of the previous year = 100)



**Chart 2. Gross domestic product seasonally adjusted volume growth rate
(the previous quarter = 100)**



In the case of quoting data from Statistics Poland, please provide information: “Source of Statistics Poland data”, and in the case of publishing calculations made using data published by the Statistics Poland, please provide information: “Own study based on Statistics Poland data”.







Prepared by:
National Accounts Department
Director Anita Perzyna
Phone: (+48 22) 608 31 17

Issued by:
**The Spokesperson for the President
of Statistics Poland**
Karolina Banaszek
Phone: (+48) 695 255 011

Press Office

Phone: (+48 22) 608 38 04

e-mail: obslugaprasowa@stat.gov.pl

-  stat.gov.pl/en/
-  [@StatPoland](https://twitter.com/StatPoland)
-  [@GlownyUrzadStatystyczny](https://www.facebook.com/GlownyUrzadStatystyczny)
-  [gus_stat](https://www.instagram.com/gus_stat)
-  [glownyurządstatystycznygus](https://www.youtube.com/glownyurządstatystycznygus)
-  [glownyurządstatystyczny](https://www.linkedin.com/company/glownyurządstatystyczny)

Related information

[Gross Domestic Product in the third quarter of 2023. Preliminary estimate](#)

Data available in databases

[Knowledge database-National Accounts](#)

Terms used in official statistics

[Gross domestic product](#)

[Gross value added](#)

[Gross capital formation](#)