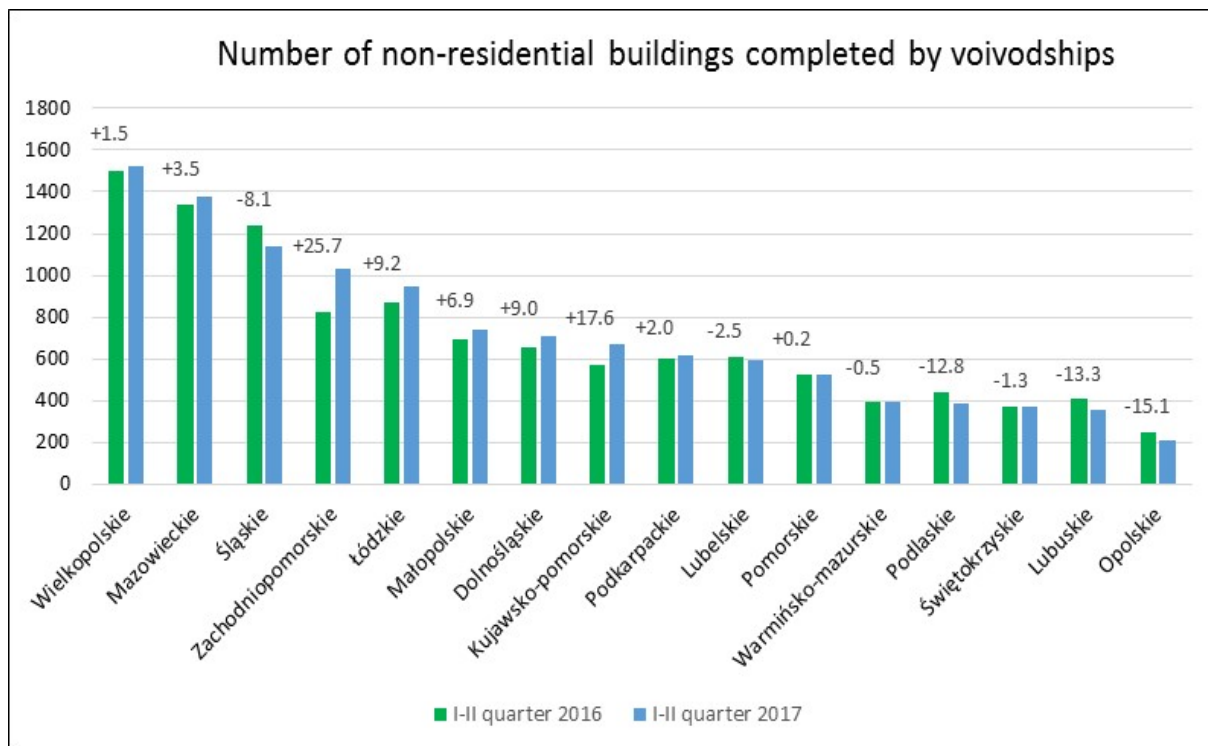


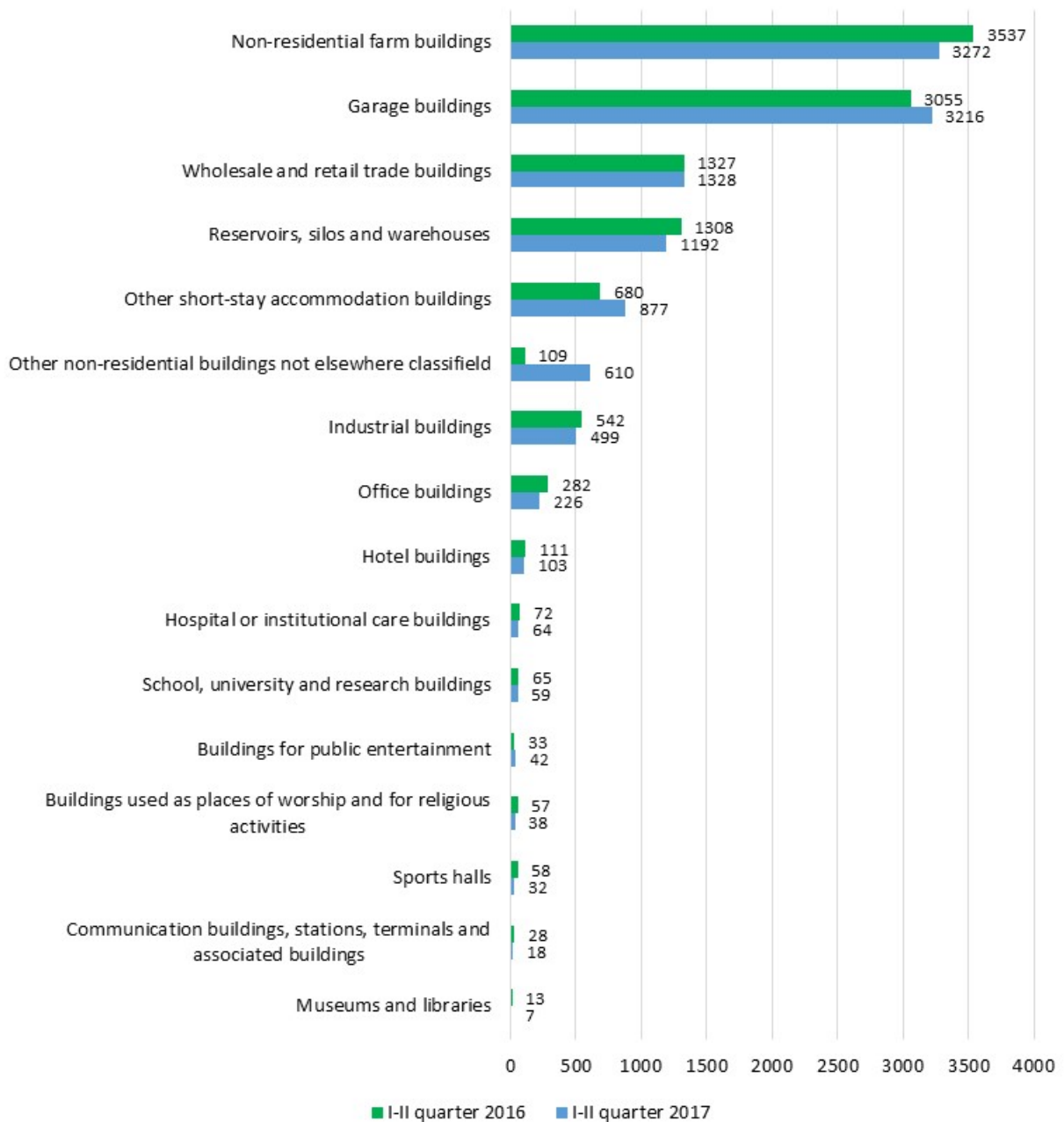
Non-residential construction in I-VI of 2017

In the period January-June of 2017, in comparison with corresponding period of the previous year, a growth of non-residential **buildings completed** was observed, while the number of **non-residential buildings for which permits have been granted or which have been registered with a construction project** decreased.



In the period of six months of 2017 there were 11 583 **non-residential buildings completed** (by 2.7% more than year before), while an increase, compared to January-June of 2016, was observed in nine voivodships, of which in: zachodniopomorskie – by 25.7% (to 1033 buildings), kujawsko-pomorskie – by 17.6% (to 667) and łódzkie – by 9.2% (to 947). However, the largest decrease in the number of non-residential buildings completed was recorded in: opolskie voivodship – by 15.1% (to 213 buildings), lubuskie – by 13.3% (do 353) and podlaskie – by 12.8% (to 383 buildings).

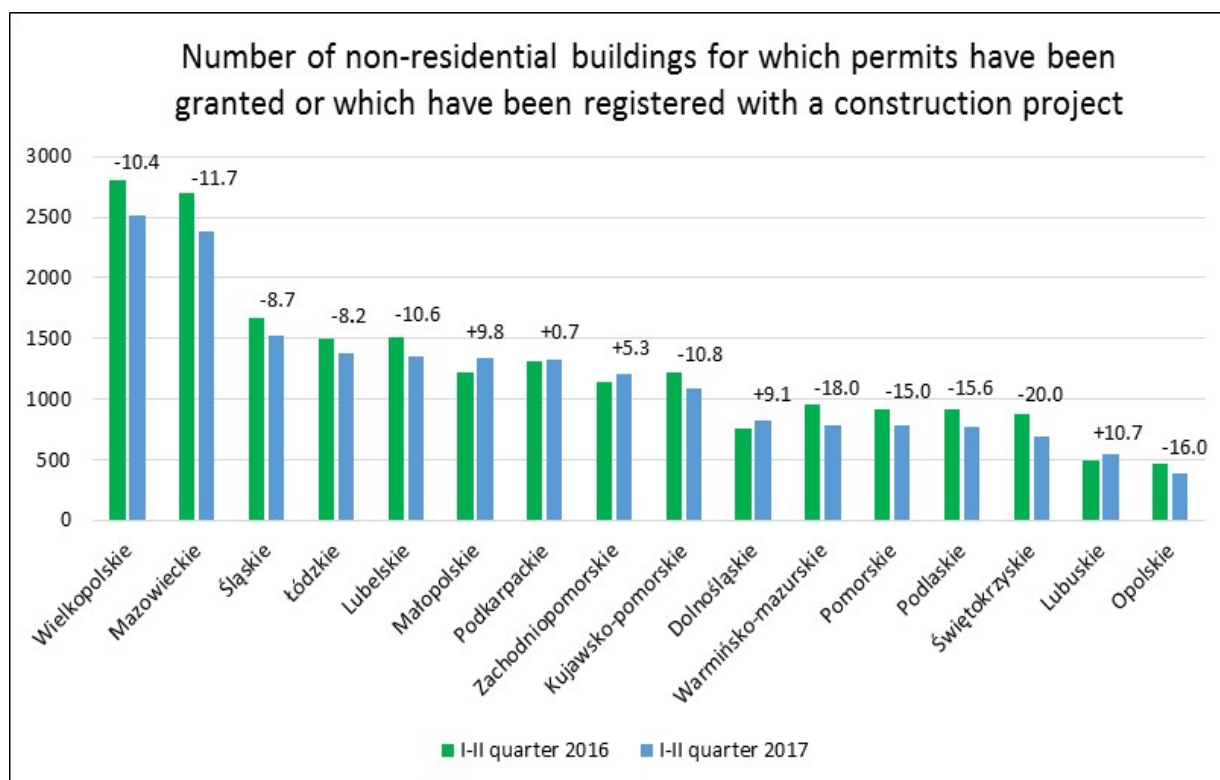
Number of non-residential buildings completed by Polish Classification of Types of Construction



Among 11 583 non-residential buildings completed in the period of January-June of 2017 a significant increase in annual terms was observed in the other short-stay accommodation buildings – by 29.0% (to 877 buildings), the public entertainment buildings – by 27.3% (to 42), the garage buildings – by 5.3% (to 3216). A decline in the number of new non-residential buildings completed, in comparison to six months of 2016 was recorded in the museums and libraries – by 46.2% (to 7 buildings), sports halls – by 44.8% (to 32), the communication buildings, stations, terminals and

associated buildings – by 35.7% (to 18) and non-residential farm buildings – by 7.5% (to 3272 buildings).

The **cubic volume** of non-residential buildings, in 1st half of 2017, amounted to 55 460 660 m³ (a growth by 3.9% in comparison to six months of 2016), wherein cubic volume of new buildings was 48 183 809 m³ (growth by 4.5%), and expanded buildings (in the expanded portion) – 7 276 851 m³ (increase by 0.4%). The highest growth of total cubic volume was recorded in: lubelskie voivodship – by 68.0%, zachodniopomorskie – by 58.4%, kujawsko-pomorskie – by 53.1%, and the lowest growth in: podlaskie – by 11.4% and pomorskie – by 5.0%. The highest decline of the cubic volume was observed in podkarpackie – by 15.1%, łódzkie – by 13.0% and wielkopolskie – by 12.0%.



In the first six months of 2017 the number of new non-residential buildings **for which permits have been granted or which have been registered with a construction project** declined by 7.6% - to 18 919 buildings (20478 in 1nd half of 2016). The highest increase of buildings was recorded in five voivodships, of which in: lubuskie - by 10.7% (to 549 buildings), małopolskie – by 9.8% (to 1336) and dolnośląskie – by 9.1% (to 825 buildings). The largest decrease in the number of new

non-residential buildings for which permits have been granted or which have been registered with a construction project was observed in voivodships: świętokrzyskie - by 20.0% (to 698 buildings), warmińsko-mazurskie - by 18.0% (to 787) and opolskie - by 16.0% (to 393).

| Permits and registrations with a construction project | | | | | |
|---|----------|---|---------------------|-------------------------------------|---|
| Voivodships a – I-II quarter 2016 b – I-II quarter 2017 | | New non-residential buildings | | | Permits and registrations with a construction project granted for civil engineering works |
| | | number of permits and registrations with a construction project | number of buildings | useful floor area in m ² | |
| POLAND | a | 15923 | 20478 | 10474846 | 19575 |
| | b | 14359 | 18919 | 10289687 | 22117 |
| Dolnośląskie | a | 612 | 756 | 822590 | 1414 |
| | b | 718 | 825 | 670924 | 1730 |
| Kujawsko-pomorskie | a | 950 | 1224 | 469201 | 1003 |
| | b | 848 | 1092 | 588997 | 1066 |
| Lubelskie | a | 1219 | 1509 | 481317 | 950 |
| | b | 1089 | 1349 | 547624 | 1030 |
| Lubuskie | a | 364 | 496 | 255245 | 613 |
| | b | 357 | 549 | 272904 | 731 |
| Łódzkie | a | 1269 | 1503 | 534645 | 1380 |
| | b | 1149 | 1380 | 676389 | 1922 |
| Małopolskie | a | 1036 | 1217 | 583929 | 1806 |
| | b | 1078 | 1336 | 697221 | 1782 |
| Mazowieckie | a | 2213 | 2702 | 2064644 | 3459 |
| | b | 1931 | 2386 | 1756365 | 3851 |
| Opolskie | a | 352 | 468 | 186459 | 324 |
| | b | 318 | 393 | 212336 | 385 |
| Podkarpackie | a | 915 | 1313 | 552666 | 1360 |
| | b | 928 | 1322 | 390690 | 1279 |
| Podlaskie | a | 782 | 910 | 492558 | 656 |
| | b | 588 | 768 | 343380 | 858 |
| Pomorskie | a | 732 | 923 | 512895 | 1368 |
| | b | 612 | 785 | 473016 | 1525 |
| Śląskie | a | 1017 | 1668 | 833502 | 1502 |
| | b | 964 | 1523 | 1079591 | 1765 |
| Świętokrzyskie | a | 626 | 873 | 213903 | 748 |
| | b | 524 | 698 | 209263 | 829 |
| Warmińsko-mazurskie | a | 767 | 960 | 395445 | 754 |
| | b | 644 | 787 | 335456 | 905 |
| Wielkopolskie | a | 2439 | 2810 | 1563191 | 1571 |

| Permits and registrations with a construction project | | | | | |
|---|---|---|---------------------|-------------------------------------|---|
| Voivodships a – I-II quarter 2016 b – I-II quarter 2017 | | New non-residential buildings | | | Permits and registrations with a construction project granted for civil engineering works |
| | | number of permits and registrations with a construction project | number of buildings | useful floor area in m ² | |
| | b | 2054 | 2519 | 1336476 | 1642 |
| Zachodniopomorskie | a | 630 | 1146 | 512656 | 667 |
| | b | 557 | 1207 | 699055 | 817 |

<http://stat.gov.pl/en/topics/industry-construction-fixed-assets/construction/>