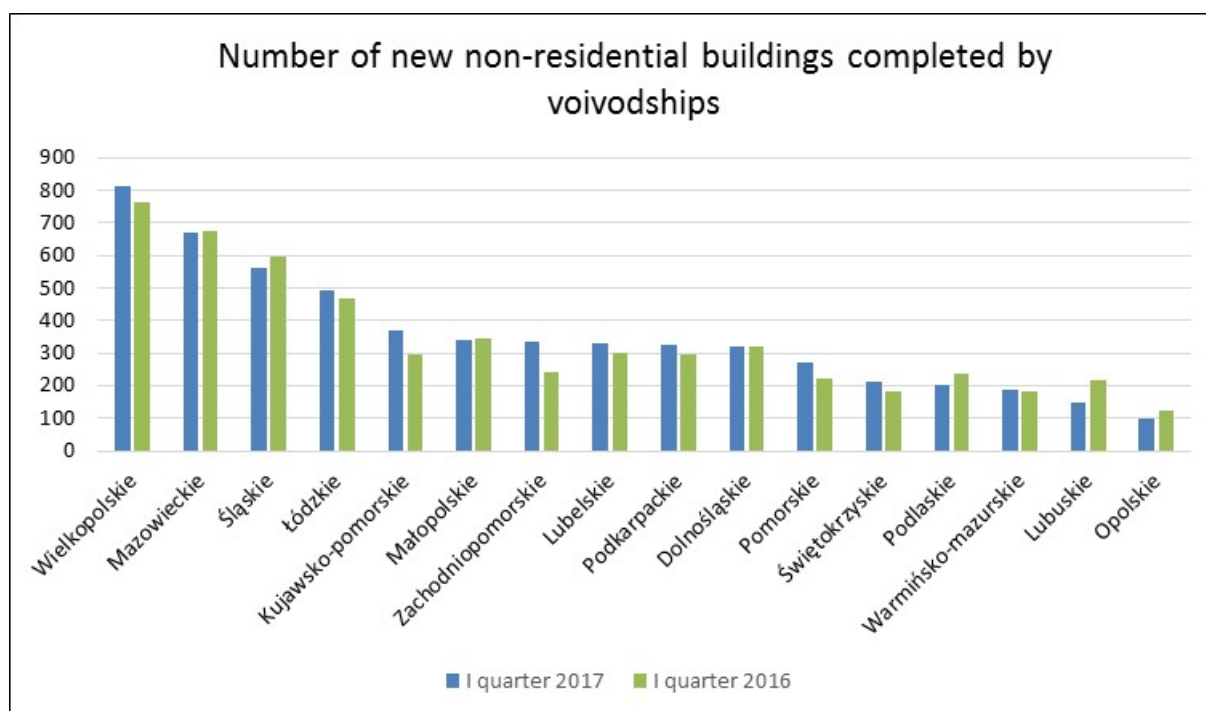
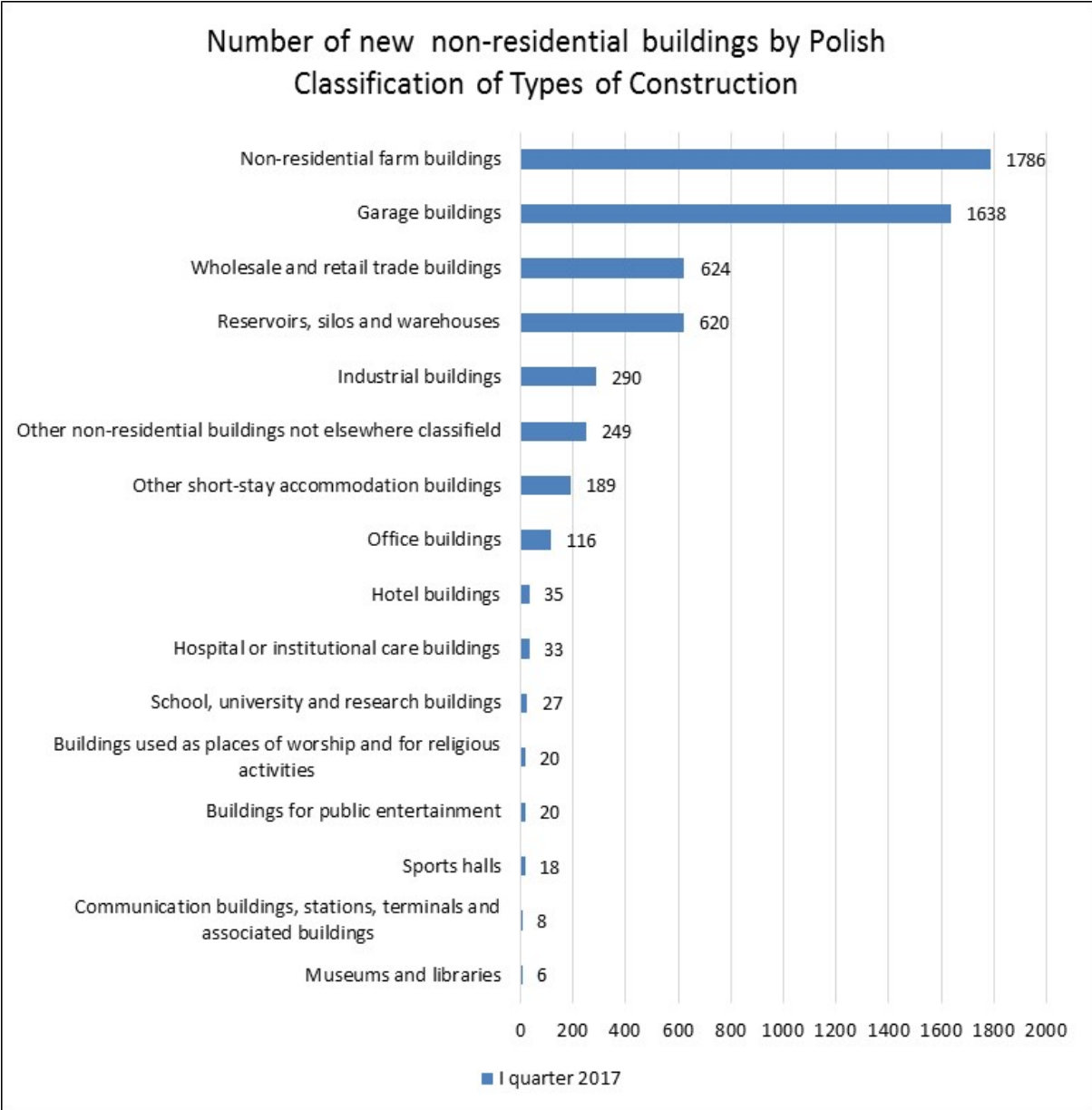


## Non-residential construction in I-III of 2017

In the period January-March of 2017, in comparison with the previous year, a growth of new non-residential **buildings completed** was observed, while the number of **new non-residential buildings for which permits have been granted or which have been registered with a construction project** decreased.

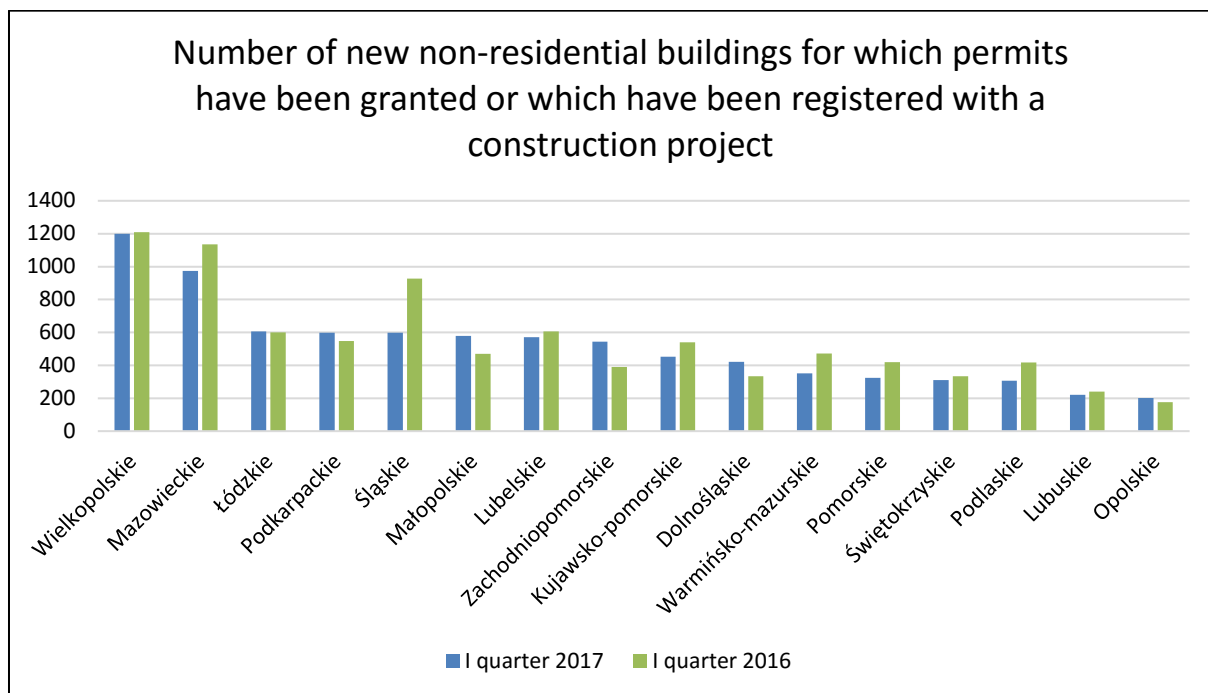


In the period of three months of 2017 an increase in the number of **new non-residential buildings completed**, compared to January-March of 2016, was observed in nine voivodships, of which in: zachodniopomorskie – by 38.3% (to 336 buildings), kujawsko-pomorskie – by 26.2% (to 371) and pomorskie – by 21.4% (to 272). However, the largest decrease in the number of new non-residential buildings completed was recorded in: lubuskie voivodship – by 30.2% (to 150 buildings), opolskie – by 20.3% (to 98) and podlaskie – by 14.9% (to 200 buildings).



In the period of three months of 2017, 5679 new non-residential buildings were completed (by 3.8% more than a year before). A significant increase in the number of buildings, in comparison to three months of 2016, was observed in the public entertainment buildings – by 66.7% (to 20 buildings), the other short-stay accommodation buildings – by 11.8% (to 189), the garage buildings – by 11.0% (to 1638) and the hospital or institutional care buildings – by 10.0% (to 33 buildings). A decline in the number of new non-residential buildings completed, in comparison to January-March of 2016, was recorded in the museums and libraries – by 33.3% (to 6 buildings), the buildings used as places of worship and for religious activities – by 31.0% (to 20) and the communication buildings, stations, terminals and associated buildings – by 20.0% (to 8 buildings).

The highest growth of the **cubic volume**, in comparison to three months of 2016, was recorded in: lubuskie voivodship – by 101.2%, kujawsko-pomorskie – by 98.8%, śląskie – by 75.6% and the lowest growth in: pomorskie – by 7.9% and łódzkie – by 3.1%. The highest decline of the cubic volume was observed in lubuskie – by 35.8%, małopolskie – by 16.6% and mazowieckie – by 7.9%.



In the first three months of 2017, in comparison to the corresponding period of 2016, the highest increase of the number of new non-residential buildings **for which permits have been granted or which have been registered with a construction project** was recorded in six voivodships, of which in: zachodniopomorskie - by 39.2% (to 543 buildings), dolnośląskie - by 26.7% (to 422) and małopolskie - by 23.5% (to 579 buildings). The largest decrease in the number of new non-residential buildings for which permits have been granted or which have been registered with a construction project was observed in voivodships: śląskie - by 35.5% (to 599 buildings), podlaskie - by 26.4% (to 307) and warmińsko-mazurskie - by 25.3% (to 352 buildings).

Permits and registrations with a construction project in the period January- March of 2017

Voivodships	New non-residential buildings			Permits and registrations with a construction project granted for civil engineering works
	number of permits and registrations with a construction project	number of buildings	useful floor area in m <sup>2</sup>	
<b>POLAND</b>	<b>6 335</b>	<b>8 262</b>	<b>4 774 381</b>	<b>10 038</b>
Dolnośląskie	350	422	358 455	757
Kujawsko-pomorskie	379	452	269 803	482
Lubelskie	466	572	305 069	454
Lubuskie	150	221	133 927	305
Łódzkie	493	607	247 520	755
Małopolskie	490	579	294 855	859
Mazowieckie	813	974	857 018	1 708
Opolskie	147	201	102 710	196
Podkarpackie	421	599	244 672	589
Podlaskie	231	307	130 339	364
Pomorskie	267	323	255 901	735
Śląskie	424	599	368 655	796
Świętokrzyskie	227	311	102 098	371
Warmińsko-mazurskie	275	352	128 282	450
Wielkopolskie	931	1 200	676 047	787
Zachodniopomorskie	271	543	299 030	430