

# Production of industrial products in 2023<sup>1)</sup>

11.07.2024


**5.6%**

Index of the value of sold production of products compared to 2022

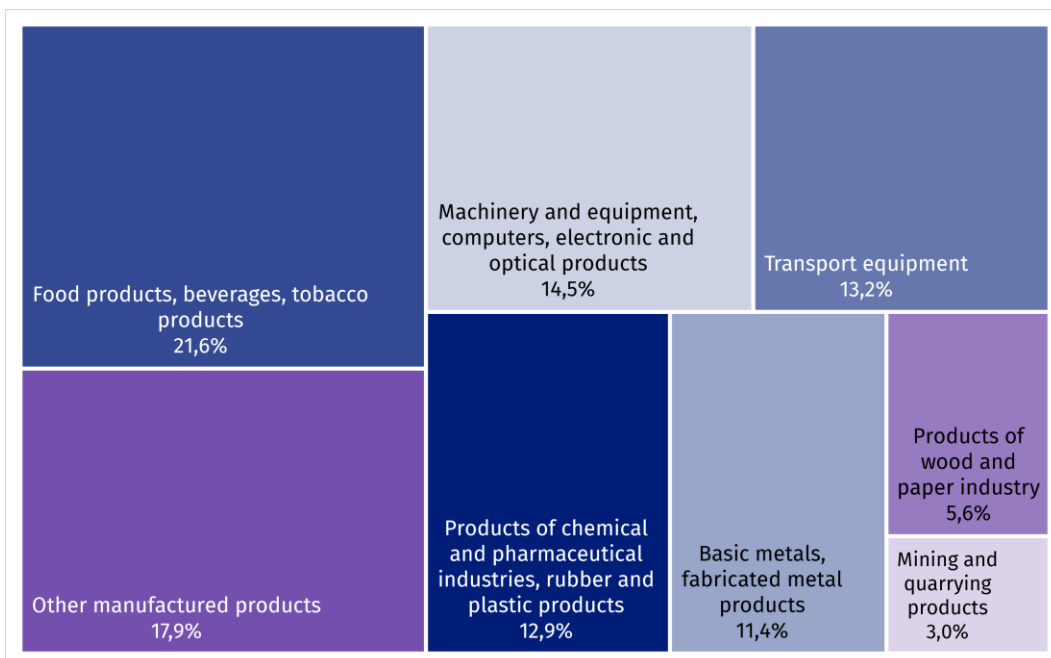
The value of sold production of own products by producers in 2023 decreased in relation to 2022 by 5,6% and amounted to 1 775.5 billion PLN.

## Sold production of industrial products

In 2023, compared to the previous year, the value of sold production of products in the section Industrial processing products increased in 11 divisions, the most in the Motor vehicles, trailers and semi-trailers (by 16.9%) and Other transport equipment (by 13.8%) divisions, and decreased in 12 divisions, with the largest decrease in the Chemicals and chemical products (by 24.6%). In the section Mining and quarrying products, growth occurred in two out of four sections, including the Hard coal and lignite section (by 29.1%).

Compared to the previous year, in 2023, the largest increase in the share of sold production of products was recorded in the divisions Motor vehicles, trailers and semi-trailers (by 2.2 percentage points) and Food products (by 1.5 percentage points). The largest decrease in share was recorded for the following divisions: Coke, briquettes and similar solid fuels from coal and peat and refined petroleum products, Chemicals and chemical products (by 1.3 percentage points), Electrical equipment (by 0.9 percentage points).

**Chart 1. Share in the value of sold production in 2023, by groupings of divisions of the Polish Classification of Goods and Services**



<sup>1</sup> Data refer to enterprises in which the number of persons employed is 10 and more

**Table 1. Sold production of products by PKWiU sections and divisions (current prices)**

Sections and divisions	2023		
	in million PLN	in percent	2022=100
Total	1 775 476.7	100.0	94.4
Products of mining and quarrying	52 543.8	3.0	70.9
of which Hard coal and lignite	39 203.8	2.2	104.7
Manufactured products	1 722 932.9	97.0	95.6
of which:			
Food products	321 600.9	18.1	103.1
Beverages	41 638.5	2.3	100.7
Tobacco products	19 462.5	1.1	105.2
Textiles	11 200.3	0.6	101.5
Wearing apparel	5 318.4	0.3	103.1
Leather and leather products	3 021.8	0.2	97.6
Wood and products of wood and cork, except furniture; articles of straw and plaiting materials	39 422.0	2.2	82.9
Paper and paper products	60 787.0	3.4	87.6
Chemicals and chemical products	93 512.3	5.3	75.4
Basic pharmaceutical products, medicaments and pharmaceutical preparations	16 241.2	0.9	112.1
Rubber and plastic products	118 833.8	6.7	92.7
Other non-metallic mineral products	72 340.0	4.1	97.1
Basic metals	104 654.3	5.9	82.9
Fabricated metal products, except machinery and equipment	98 011.1	5.5	94.1

The largest share in the value of sold production was recorded for section Food products (18.1%)

**Table 1. Sold production of products by PKWiU sections and divisions (current prices) (cont.)**

Sections and divisions	2023		
	in million PLN	in percent	2022=100
Computers, electronic and optical products	45 282.3	2.6	88.1
Electrical equipment	143 268.3	8.1	106.1
Machinery and equipment n.e.c.	69 386.3	3.9	98.8
Motor vehicles, trailers and semi-trailers	204 395.4	11.5	116.9
Other transport equipment	29 332.4	1.6	113.8
Furniture	51 512.8	2.9	94.5
Other manufactured goods	13 935.6	0.8	92.4

Of the 4561 products or product assortment groups subject to observation in physical units of measurement according to the PRODPOL nomenclature, the national economy entities reported sold production for 3500 groupings, including an increase in sold production recorded for 1273 products, a decrease in production – for 2205, and production remained unchanged for 22 products.

The products with the highest value of sold production included: diesel oils; nickel-cadmium, nickel-metal hydride, lithium-ion, lithium-polymer, nickel-iron and other electric accumulators; parts and accessories for motor vehicles, not elsewhere classified; hard coal excluding briquettes and similar solid fuels; motor gasoline (excluding aviation gasoline); motor vehicles for the transport of goods, equipped with a compression-ignition internal combustion piston engine (high or medium); trucks equipped only with a compression-ignition internal combustion piston engine (high or medium), with a total weight of not more than 5 tonnes; prepared feeds for farm animals; fresh or chilled pork; compression-ignition internal combustion piston engines (high or medium).

#### **Manufactured production of industrial products**

Out of 4561 products or product assortment groups covered by the observation in physical units of measurement according to the PRODPOL nomenclature, entities of the national economy reported production produced for 3549 groupings, including an increase in production produced for 1263 products, a decrease in production for 2266, and production remained unchanged for 20 products.

**Table 2. Manufactured production of major industrial products in 2023**

Specification	Volume unit	Volume	2022=100
Hard coal	thousand tonnes	48 691	91.5
Lignite	thousand tonnes	40 095	73.4
Natural gas	cubic hectometres	5 487	106.1
Slaughter products of cattle and calves and pigs included in slaughter capacity	tonnes	1 464 976	94.0
Poultry meat	tonnes	3 461 718	103.0
Milk	hectolitres	35 737 041	96.0
Butter	tonnes	266 961	106.1
Fresh bread	tonnes	1 479 180	102.8
Sugar in terms of white sugar	tonnes	2 277 751	106.2
Prepared feeds for farm animals	thousand tonnes	11 475	98.6
Vodka in terms of 100%	hectolitres	877 267	86.2
Beer from malt	hectolitres	35 337 837	93.1
Cigarettes	million p/st	214 760	92.7
Footwear (including rubber footwear)	thousand pairs	20 121	82.0
Sawnwood	cubic decametres	4 170	87.2
Fibreboard	thousand m <sup>2</sup>	608 652	89.4
Pellets and briquettes of wood	thousand tonnes	1 444	97.7
Paper and paperboard	thousand tonnes	4 636	88.6
Coke	tonnes	8 003 341	94.3
Motor gasoline (including aviation gasoline)	tonnes	5 121 709	118.1
Diesel oils	tonnes	15 929 115	109.2
Ethylene	tonnes	300 207	65.4
Mineral or chemical fertilizers in terms of pure component, including multiingredient fertilizers	tonnes	1 946 461	80.8
Pesticides	tonnes	137 202	116.1

**Table 2. Manufactured production of major industrial products in 2023 (cont.)**

Specification	Volume unit	Volume	2022=100
Plastics in primary forms	tonnes	3 117 377	85.1
Tires (excluding retreaded)	thousand p/st	46 900	88.3
Builders' ware of plastic	tonnes	1 137 985	92.0
Cement	thousand tonnes	16 785	88.1
Bricks	thousand m <sup>3</sup>	882	72.0
Crude steel	tonnes	6 521 970	86.7
Hot rolled products (excluding semi-finished products)	tonnes	7 615 090	98.7
Steel tubes	tonnes	959 373	89.7
Unwrought, unalloyed refined copper	tonnes	595 720	101.3
Computers	p/st	2 680 588	79.6
Television receivers	thousand p/st	14 438	84.1
Accumulators for starting piston engines for motor vehicles	thousand p/st	6 588	113.2
Refrigerators and freezers, including combined refrigerators-freezers	thousand p/st	3 452	98.4
Dish washing machines	thousand p/st	4 782	85.7
Washing machines (including machines which both wash and dry)	thousand p/st	5 763	91.1
Electric cookers, including gas-electric cookers	thousand p/st	906	84.2
Agricultural tractors	p/st	3 287	102.1
Machinery and equipment for construction, road and drainage work	tonnes	8 986	67.2
Passenger cars	p/st	299 259	117.3
Public transport vehicles	p/st	5 160	101.4
Lorries and road tractors for semi-trailers	p/st	308 458	137.9
Bicycles (including children's bicycles)	p/st	839 541	62.8
Upholstered seats with wooden frames	p/st	10 629 604	78.8





**Table 2. Manufactured production of major industrial products in 2022 (cont.)**

Specification	Volume unit	Volume	2022=100
Wooden furniture for dining and living room	thousand p/st	37 175 364	94.8

In case of quoting Statistics Poland data, please provide information: "Source of data: Statistics Poland", and in case of publishing calculations made on data published by Statistics Poland, please include the following disclaimer: "Own study based on figures from Statistics Poland".

Prepared by:  
**Enterprises Department**  
**Katarzyna Walkowska**  
Phone: (+48 22) 608 31 25

Issued by:  
**Press Office**  
Mobile +48 695 255 032  
Phone +48 22 608 38 04, +48 22 449 41 45,  
+48 22 608 30 09  
**e-mail: [obslugaprasowa@stat.gov.pl](mailto:obslugaprasowa@stat.gov.pl)**

-  [www.stat.gov.pl/en/](http://www.stat.gov.pl/en/)
-  [@StatPoland](https://twitter.com/StatPoland)
-  [@GlownyUrzadStatystyczny](https://www.facebook.com/GlownyUrzadStatystyczny)
-  [gus\\_stat](https://www.instagram.com/gus_stat)
-  [glownyurządstatystycznygus](https://www.youtube.com/glownyurządstatystycznygus)
-  [glownyurządstatystyczny](https://www.linkedin.com/company/glownyurządstatystyczny)

#### **Related information**

- [Production of industrial products in 2022](#)
- [Production of major industrial products](#)
- [Production of industrial products 2018-2022](#)

#### **Data available in databases**

- [Knowledge Databases Industry](#)

#### **Terms used in official statistics**

- [Sold production of industry products](#)
- [Manufactured production](#)
- [Finished products](#)