

Production of industrial products related to the prevention of spreading / combating COVID-19 in June 2022

25.07.2022

10 025 170 p/st

face masks used in medicine

In June 2022 entities having 50 or more persons employed and participating in the monthly survey of production of industrial products, reported production of 10 025 170 face masks used in medicine and 4 650 835 other protective face masks.

Table 1. Manufactured production of products related to the prevention of spreading / combating COVID-19¹

Product name	Measurement unit	06 2022	01-06 2022
Protective clothing (overalls, aprons)	p/st	14 287	92 461
Face masks used in medicine	p/st	10 025 170	274 234 771
Other protective face masks	p/st	4 650 835	66 975 126
Rubber gloves	pa	-	15 150
Disposable plastic film gloves	p/st	-	-
Protective head caps	p/st	126 720	730 932
Protective face shields	p/st	22 492	177 505
Safety goggles	p/st	.	.
Protective shoe covers	pa	-	-
Mechanical ventilation apparatus, capable of providing invasive ventilation	p/st	-	-
Mechanical ventilation apparatus, non-invasive	p/st	1	3

¹ Dash (-) denotes magnitude zero. Dot (.) data not available, classified data (statistical confidentiality) or providing data impossible or purposeless.

Table 1. Manufactured production of products related to the prevention of spreading / combating COVID-19¹ (continued)

Product name	Measurement unit	06 2022	01-06 2022
Breathing appliances and gas masks (except for therapeutic respiration apparatus and protective masks having neither mechanical parts nor replaceable filters)	p/st	394 900	2 586 297
of which gas masks	p/st	313 154	1 887 643
Parts of therapeutic respiration apparatus	kg	331	4 055
Disinfectant liquids and gels	kg	513 055	3 632 941
Disinfectant wipes	kg	93 973	247 969
Solid disinfectants (powders, granules, tablets, etc.) for preparing solutions	kg	-	25 232
Soap with disinfectant properties	t	1 988	11 846
Denatured alcohol	hl 100%	1 383	8 540
Swab test kits	p/st	-	136 800
Acrylic sneeze guards /workplace shields	p/st	15	190

The survey was conducted among economic entities participating in the mandatory monthly survey on the production of industrial products having 50 or more persons employed. The observation covered 27 products.

In the case of quoting data from the Statistics Poland, please provide information: "Statistics Poland data source", and in the case of publishing calculations made on data published by the Statistics Poland, please provide information: "Own study based on Statistics Poland data"

¹ Dash (-) denotes magnitude zero. Dot (.) data not available, classified data (statistical confidentiality) or providing data impossible or purposeless.


Prepared by:
Enterprises Department
Director Katarzyna Walkowska
Phone: (+48 22) 608-31-25

Issued by:
**The Spokesperson for the President
of Statistics Poland**
Karolina Banaszek
Phone: (+48) 695 255 011

Press Office


Phone: (+48 22) 608 38 04


e-mail: obslugaprasowa@stat.gov.pl


 www.stat.gov.pl/en/

 @StatPoland

 @GlownyUrzadStatystyczny

 gus_stat

 glownyurządstatystycznygus

 glownyurządstatystyczny

Related information

[Production of major industrial products in May 2022](#)

[Production of industrial products related to the prevention of spreading combating COVID-19 in May 2022](#)

Data available in databases

[Knowledge Databases Industrial Production](#)

Terms used in official statistics

[Manufactured production](#)