

21.08.2024

# Index numbers of sold production of industry in July 2024<sup>a)</sup>

**↑ 4.9%**

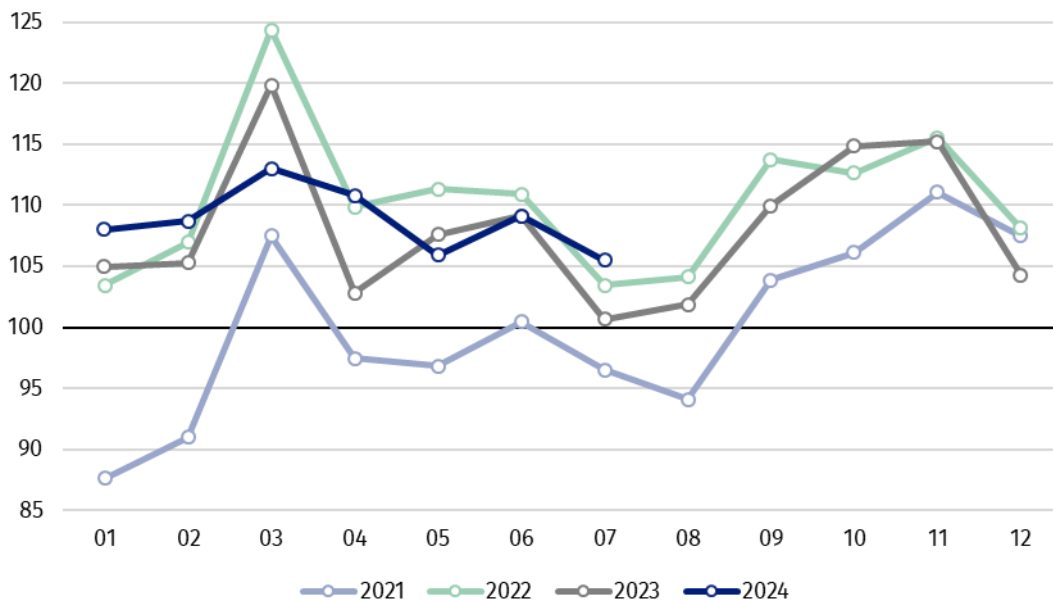
Increase in sold production of industry as compared to July 2023

In July 2024, sold production of industry was by 4.9% higher than in July 2023, when a decrease was recorded by 2.7% as compared to the corresponding period of the previous year, whereas in comparison with June 2024, it decreased by 3.3%. In the period January-July of 2024, sold production of industry was by 0.6% higher than in the corresponding period of 2023, which saw a decrease by 2.3% as compared to the corresponding period of 2022.

After eliminating the seasonal factors, in July 2024 sold production of industry reached the level higher by 2.2% than in the corresponding month of 2023 and by 0,2% lower as compared to June 2024.

After seasonal adjustment, an increase in sold industrial production in July 2024 amounted to 2.2% per year

**Chart 1. Sold production of industry (average monthly level in 2021=100)**



In July 2024, among the main industrial groupings there was an increase per year in the production of durable consumer goods – by 12.7%, energy – by 7.4%, non-durable consumer goods – by 7.0% and intermediate goods – by 5.1%. A decrease was observed in the production of capital goods – by 1.7%.

<sup>a)</sup> Reported data; comprise enterprises with 10 or more persons employed.

**Table 1. Index numbers of sold production of industry<sup>a)</sup> (constant prices)**

SPECIFICATION	2024						
	06	07	06	07	01-07	06	07
	previous month =100		previous year =100			monthly average of 2021 =100	
<b>INDUSTRY</b>	<b>103.0*</b>	<b>96.7</b>	<b>100.0*</b>	<b>104.9</b>	<b>100.6</b>	<b>109.1*</b>	<b>105.5</b>
Mining and quarrying	106.3*	100.2	97.4*	102.3	96.5	107.3*	107.5
Manufacturing	103.1*	96.2	99.9*	105.0	100.6	111.3*	106.9
Electricity, gas, steam and air conditioning supply	99.4*	102.3	101.0*	101.6	100.7	82.9*	84.5
Water supply; sewerage waste management and re-mediation activities	100.8*	102.0	103.9*	110.3	108.0	114.1*	116.4

<sup>a)</sup> Data including final information on production and prices in June and reported data in July.

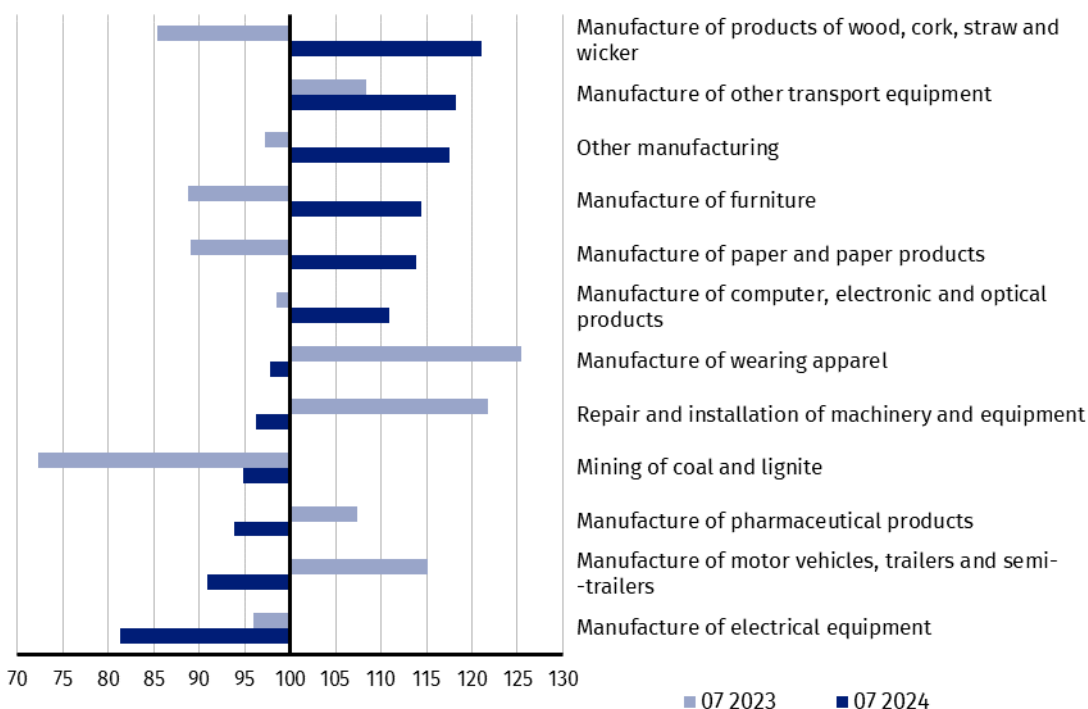
\* Data revised.

According to the preliminary data, in July 2024 as compared to July 2023, an increase in sold production (in constant prices) was reported in 26 (out of 34) industry divisions, among others in manufacture of products of wood, cork, straw and wicker – by 21.0%, manufacture of furniture – by 14.5%, manufacture of paper and paper products – by 13.9%, manufacture of computer, electronic and optical products – by 10.9%, manufacture of chemicals and chemical products – by 10.8%, manufacture of other non-metallic mineral products – by 10.0%, manufacture of food products – by 9.4%, manufacture of basic metals – by 8.6%.

Share of production value of industry divisions, which saw an increase in comparison to July 2023, stood at 81.8%

A decrease in sold production of industry, as compared to July 2023, was recorded in 8 divisions, among others in manufacture of electrical equipment – by 18.7%, manufacture of motor vehicles, trailers and semi-trailers – by 9.1%, in mining of coal and lignite – by 5.2%, in repair and installation of machinery and equipment – by 3.8%.

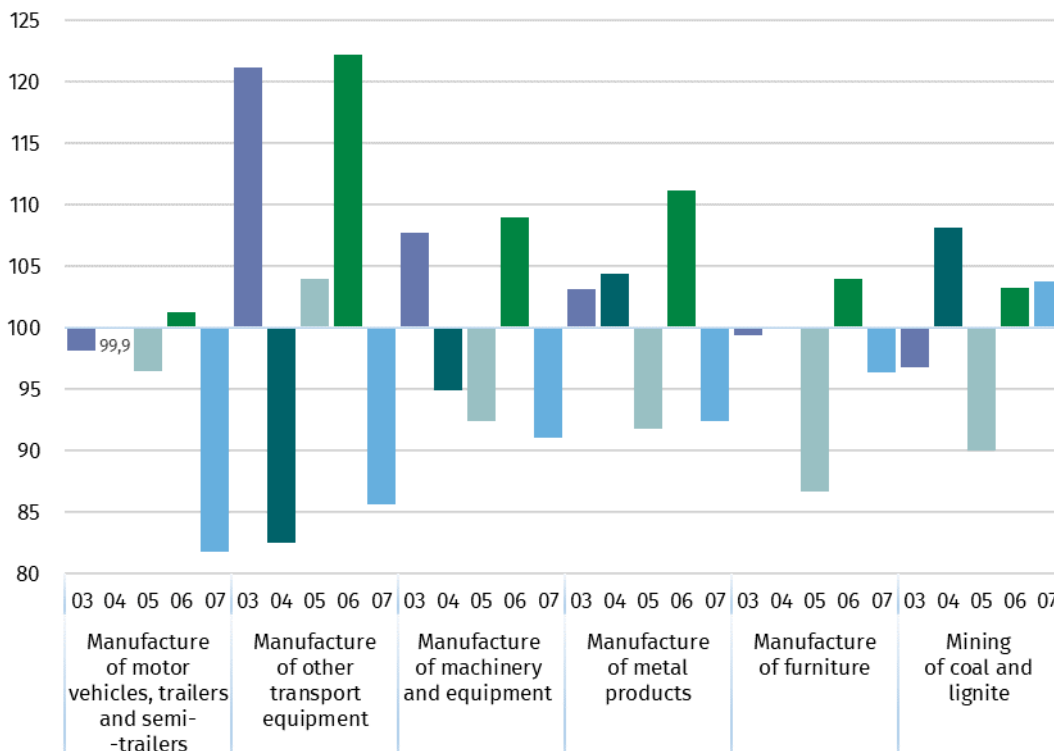
**Chart 2. Index numbers of sold production of industry by selected NACE divisions (constant prices; previous year =100)**



As compared to June 2024, a decrease in sold production (in constant prices) in July 2024 was recorded in 19 (out of 34) industry divisions, among others in manufacture of motor vehicles, trailers and semi-trailers – by 18.2%, manufacture of other transport equipment – by 14.3%, in repair and installation of machinery and equipment – by 13.1%, in manufacture of machinery and equipment – by 8.9%, manufacture of metal products – by 7.6%, manufacture of electrical equipment – by 6.5%.

An increase in sold production of industry, as compared to June 2024, was recorded in 15 divisions, among others in mining of coal and lignite – by 3.8%, in waste collection, treatment and disposal activities; materials recovery – by 3.1%, in electricity, gas, steam and air conditioning supply – by 2.3%, in manufacture of paper and paper products – by 2.0%, manufacture of products of wood, cork, straw and wicker – by 1.9%.







**Chart 3. Index numbers of sold production of industry by selected NACE divisions (constant prices; previous month =100)**



In case of quoting Statistics Poland data, please provide information: “Source of data: Statistics Poland”, and in case of publishing calculations made on data published by Statistics Poland, please include the following disclaimer: “Own study based on figures from Statistics Poland”.

Prepared by:  
**Enterprises Department**  
**Director Katarzyna Walkowska**  
Phone: (+48 22) 608 31 25

Issued by:  
**Press Office**  
Mobile +48 695 255 032  
Phone +48 22 608 38 04, +48 22 449 41 45,  
+48 22 608 30 09  
**e-mail: [obslugaprasowa@stat.gov.pl](mailto:obslugaprasowa@stat.gov.pl)**

-  [stat.gov.pl](http://stat.gov.pl)
-  [@GUS\\_STAT](https://twitter.com/GUS_STAT)
-  [@GlownyUrzadStatystyczny](https://www.facebook.com/GlownyUrzadStatystyczny)
-  [gus\\_stat](https://www.instagram.com/gus_stat)
-  [glownyurządstatystycznygus](https://www.youtube.com/glownyurządstatystycznygus)
-  [glownyurządstatystyczny](https://www.linkedin.com/company/glownyurządstatystyczny)

#### **Related information**

[Statistical Bulletin](#)

[Socio-economic situation of the country](#)

#### **Data available in databases**

[Knowledge Database - Industrial Production](#)

[Macroeconomic Data Bank](#)

[Macroeconomic indicators](#)

[Local Data Bank](#)

#### **Terms used in official statistics**

[Sold production of industry](#)

[Seasonally un-adjusted index of sold production of industry](#)

[Seasonally adjusted index of sold production of industry](#)

[Production of capital goods](#)

[Production of non-durable consumer goods](#)

[Production of durable consumer goods](#)

[Production of intermediate goods](#)

[Production of goods related to energy](#)