

19.10.2023

# Index numbers of sold production of industry in September 2023<sup>a)</sup>

↓ 3.1%

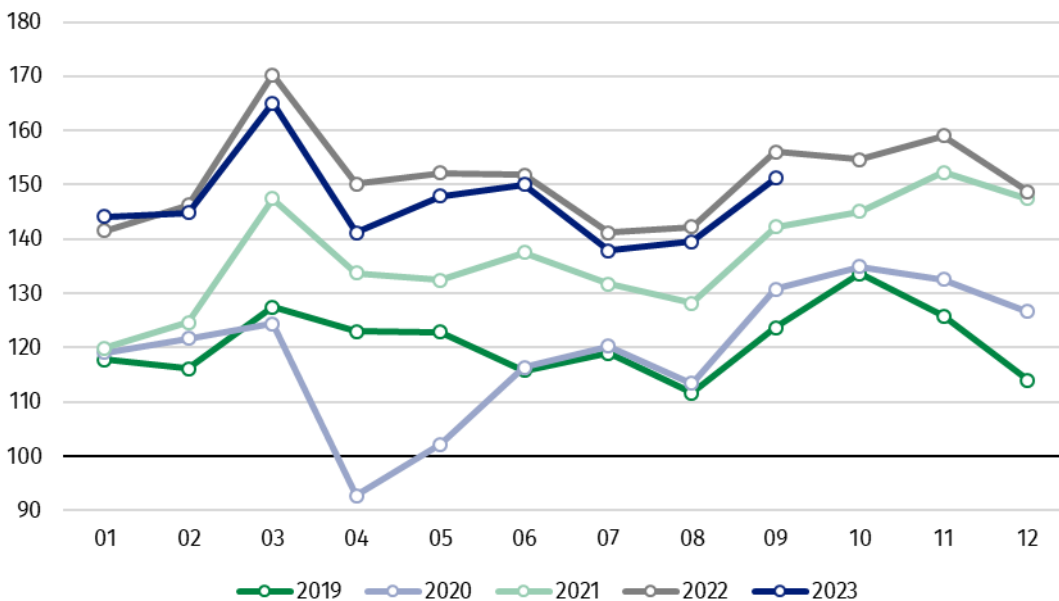
Decrease in sold production of industry as compared to September 2022

In September 2023, sold production of industry was by 3.1% lower than in September 2022, when an increase was recorded by 9.8% as compared to the corresponding period of the previous year, whereas in comparison with August 2023, it increased by 8.4%. In the period January-September of 2023, sold production of industry was by 1.9% lower than in the corresponding period of 2022, which saw an increase by 12.3% as compared to the corresponding period of 2021.

After eliminating the seasonal factors, in September 2023 sold production of industry reached the level lower by 0.9% than in the corresponding month of 2022 and by 0.9% higher as compared to August 2023.

After seasonal adjustment, a decrease in sold industrial production in September 2023 amounted to 0.9% per year

Chart 1. Sold production of industry (average monthly level in 2015=100)



In September 2023, a decrease of production was recorded in all main industrial groupings per year. The highest decrease was observed in production of durable consumer goods – by 9.0% and intermediate goods – by 6.9%, while slight in production of non-durable consumer goods – by 0.4%, capital goods – by 0.3% and energy – by 0.1%.

<sup>a)</sup> Reported data; comprise enterprises with 10 or more persons employed.

**Table 1. Index numbers of sold production of industry<sup>a)</sup> (constant prices)**

SPECIFICATION	2023						
	08	09	08	09	01-09	08	09
	previous month =100		previous year =100			monthly average of 2015 =100	
<b>INDUSTRY</b>	<b>101.2*</b>	<b>108.4</b>	<b>98.1*</b>	<b>96.9</b>	<b>98.1</b>	<b>139.5*</b>	<b>151.2</b>
Mining and quarrying	102.1*	107.8	92.4*	99.4	92.7	90.6*	97.7
Manufacturing	101.0*	109.2	98.0*	96.3	99.0	143.8*	157.1
Electricity, gas, steam and air conditioning supply	103.7*	99.4	102.2*	103.7	89.8	113.0*	112.3
Water supply; sewerage waste management and re-mediation activities	100.8*	101.2	96.5*	99.1	98.3	152.7*	154.5

<sup>a)</sup> Data including final information on production and prices in August and reported data in September.

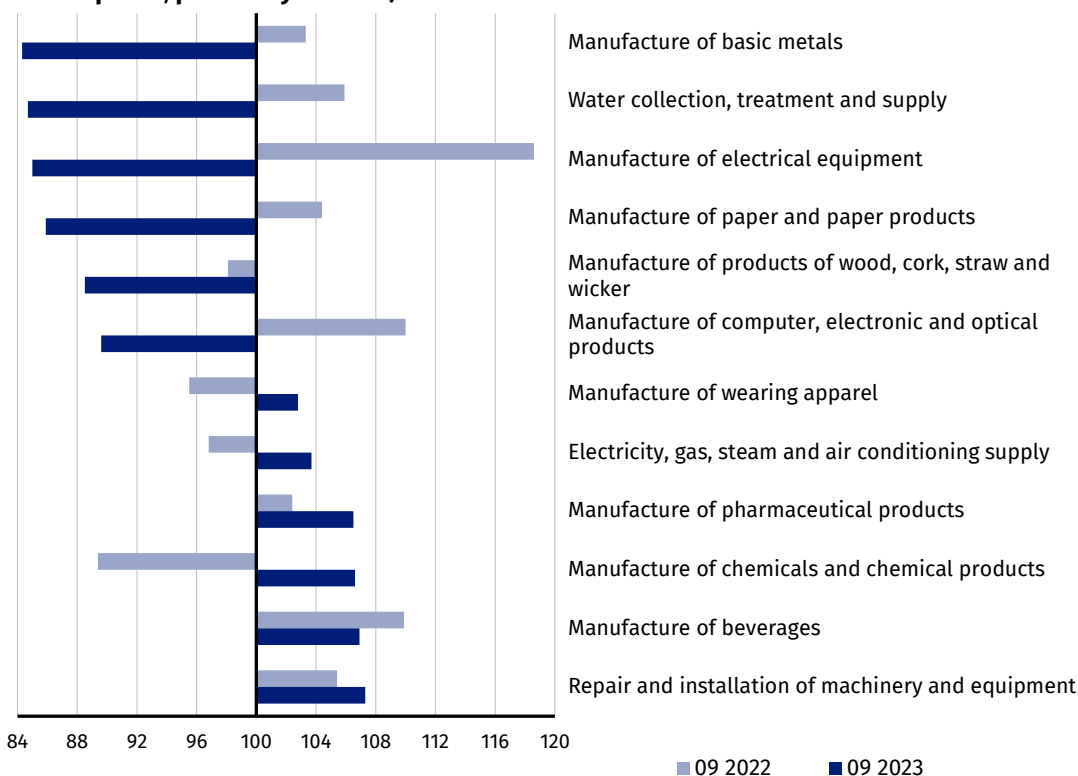
\* Data revised.

According to the preliminary data, in September 2023 as compared to September 2022, a decrease in sold production (in constant prices) was reported in 23 (out of 34) industry divisions, among others, in manufacture of basic metals – by 15.7%, manufacture of electrical equipment – by 15.0%, manufacture of paper and paper products – by 14.1%, manufacture of products of wood, cork, straw and wicker – by 11.5%, manufacture of computer, electronic and optical products – by 10.4%, manufacture of other non-metallic mineral products – by 10.0%, manufacture of furniture – by 4.1%.

An increase in sold production of industry, as compared to September 2022, was recorded in 11 divisions, among others, in repair and installation of machinery and equipment – by 7.3%, in manufacture of beverages – by 6.9%, manufacture of chemicals and chemical products – by 6.6%, in electricity, gas, steam and air conditioning supply – by 3.7%.

Share of production value of industry divisions, which saw a decrease in comparison to September 2022, stood at 69.9%

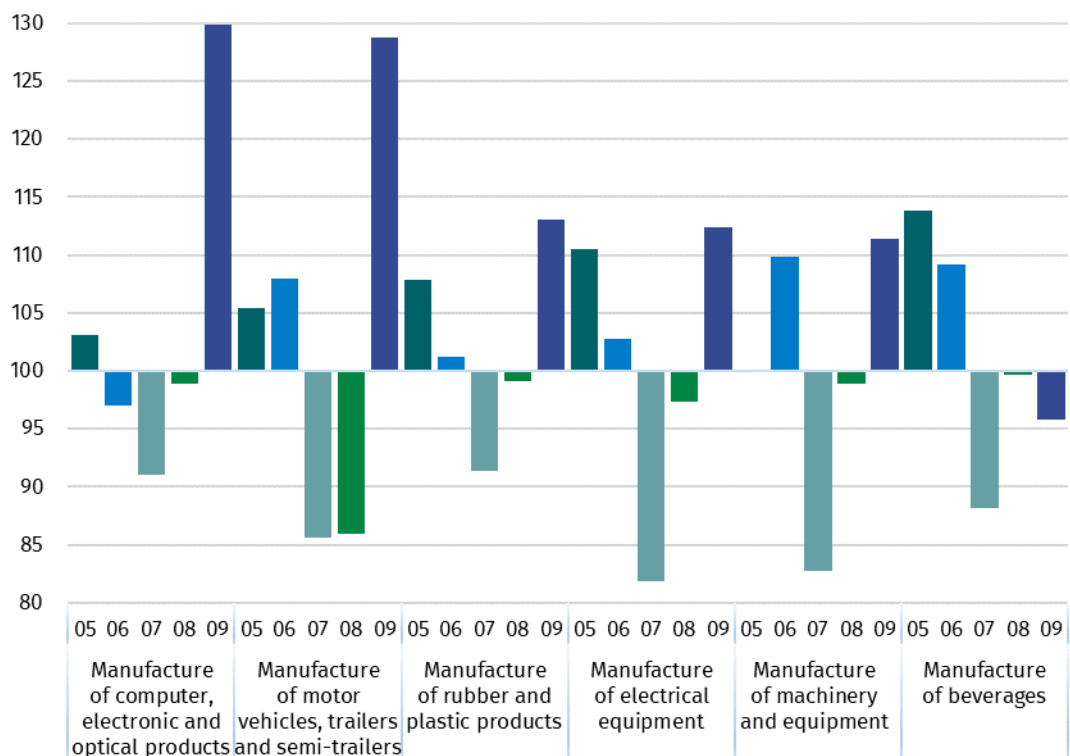
**Chart 2. Index numbers of sold production of industry by selected NACE divisions (constant prices; previous year =100)**



As compared to August 2023, an increase in sold production (in constant prices) in September 2023 was recorded in 28 (out of 34) industry divisions, among others, in manufacture of computer, electronic and optical products – by 29.8%, manufacture of motor vehicles, trailers and semi-trailers – by 28.8%, manufacture of rubber and plastic products – by 13.0%, manufacture of electrical equipment – by 12.4%, manufacture of machinery and equipment – by 11.4%, in repair and installation of machinery and equipment – by 9.9%, in mining of coal and lignite – by 8.9%.

A decrease in sold production of industry, as compared to August 2023, was recorded in 5 divisions, among others, in manufacture of beverages – by 4.2%, in electricity, gas, steam and air conditioning supply – by 0.6%.

**Chart 3. Index numbers of sold production of industry by selected NACE divisions (constant prices; previous month =100)**



In case of quoting Statistics Poland data, please provide information: “Source of data: Statistics Poland”, and in case of publishing calculations made on data published by Statistics Poland, please include the following disclaimer: “Own study based on figures from Statistics Poland”.







Prepared by:  
**Enterprises Department**  
**Director Katarzyna Walkowska**  
Phone: (+48 22) 608 31 25

Issued by:  
**The Spokesperson for the President  
of Statistics Poland**  
**Karolina Banaszek**  
Phone: (+48) 695 255 011

**Press Office**

Phone: (+48 22) 608 38 04

**e-mail: [obslugaprasowa@stat.gov.pl](mailto:obslugaprasowa@stat.gov.pl)**

-  [stat.gov.pl](http://stat.gov.pl)
-  [@GUS\\_STAT](https://twitter.com/GUS_STAT)
-  [@GlownyUrzadStatystyczny](https://www.facebook.com/GlownyUrzadStatystyczny)
-  [gus\\_stat](https://www.instagram.com/gus_stat)
-  [glownyurządstatystycznygus](https://www.youtube.com/glownyurządstatystycznygus)
-  [glownyurządstatystyczny](https://www.linkedin.com/company/glownyurządstatystyczny)

**Related information**

[Statistical Bulletin](#)

[Socio-economic situation of the country](#)

**Data available in databases**

[Knowledge Database](#)

[Knowledge Database - Industrial Production](#)

[Macroeconomic Data Bank](#)

[Macroeconomic indicators](#)

[Local Data Bank](#)

**Terms used in official statistics**

[Sold production of industry](#)

[Seasonally un-adjusted index of sold production of industry](#)

[Seasonally adjusted index of sold production of industry](#)

[Production of capital goods](#)

[Production of non-durable consumer goods](#)

[Production of durable consumer goods](#)

[Production of intermediate goods](#)

[Production of goods related to energy](#)