

20.07.2022

Index numbers of sold production of industry in June 2022^{a)}

↑ 10.4%

Increase in sold production of industry as compared to June 2021

In June 2022, sold production of industry was by 10.4% higher than in June 2021, when an increase was recorded by 18.1% as compared to the previous year, whereas in comparison with May 2022, it decreased by 0.3%. In the period January-June of 2022, sold production of industry was by 13.6% higher than in the corresponding period of 2021, which saw an increase by 18.2%.

After eliminating the seasonal factors, in June 2022 sold production of industry reached the level higher by 10.5% than in the corresponding month of 2021 and by 0.9% lower as compared to May 2022.

After seasonal adjustment, an increase in sold industrial production in June 2022 amounted to 10.5% per year

Chart 1. Sold production of industry (average monthly level in 2015=100)



In June 2022, an increase of production, as compared to previous year, was recorded in most of the main industrial groupings. The production of capital goods went up by 18.4%, energy – by 15.1%, non-durable consumer goods – by 11.4% and intermediate goods – by 7.3%. A decrease was observed in production of durable consumer goods – by 7.9%.

^{a)} Reported data; comprise enterprises with 10 or more persons employed.

Table 1. Index numbers of sold production of industry ^{a)} (constant prices)

SPECIFICATION	2022						
	05	06	05	06	01-06	05	06
	previous month =100		previous year =100			monthly average of 2015=100	
INDUSTRY	101.3*	99.7	114.9*	110.4	113.6	152.2*	151.8
Mining and quarrying	100.7*	107.8	117.7*	125.4	124.9	98.6*	106.2
Manufacturing	102.8*	99.9	114.8*	109.8	112.1	156.8*	156.7
Electricity, gas, steam and air conditioning supply	84.3*	93.6	115.8*	114.3	129.3	126.4*	118.3
Water supply; sewerage waste management and re-mediation activities	103.6*	101.6	110.9*	107.0	108.2	157.3*	159.8

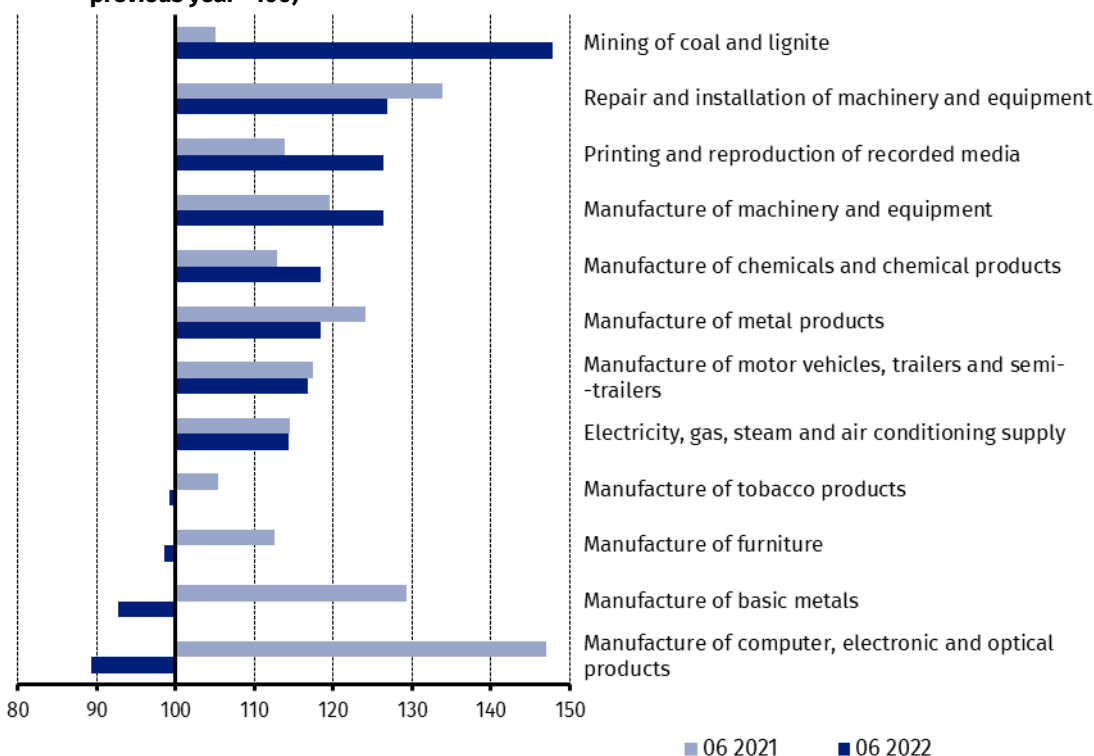
^{a)} Data including final information on production and prices in May and reported data – in June.

* Data revised.

According to the preliminary data, in June 2022 as compared to June 2021, an increase in sold production (in constant prices) was reported in 29 (out of 34) industry divisions, among others, in mining of coal and lignite – by 47.8%, in repair and installation of machinery and equipment – by 26.9%, in manufacture of machinery and equipment – by 26.4%, manufacture of chemicals and chemical products and manufacture of metal products – by 18.5% each, manufacture of motor vehicles, trailers and semi-trailers – by 16.8%, in electricity, gas, steam and air conditioning supply – by 14.3%, in manufacture of paper and paper products – by 10.5%. A decrease in sold production of industry, as compared to June 2021, was recorded in 5 divisions, among others, in manufacture of computer, electronic and optical products – by 10.6%, manufacture of basic metals – by 7.2%, manufacture of furniture – by 1.4%.

Share of production value of industry divisions, which saw an increase in comparison to June 2021, stood at 90.9%

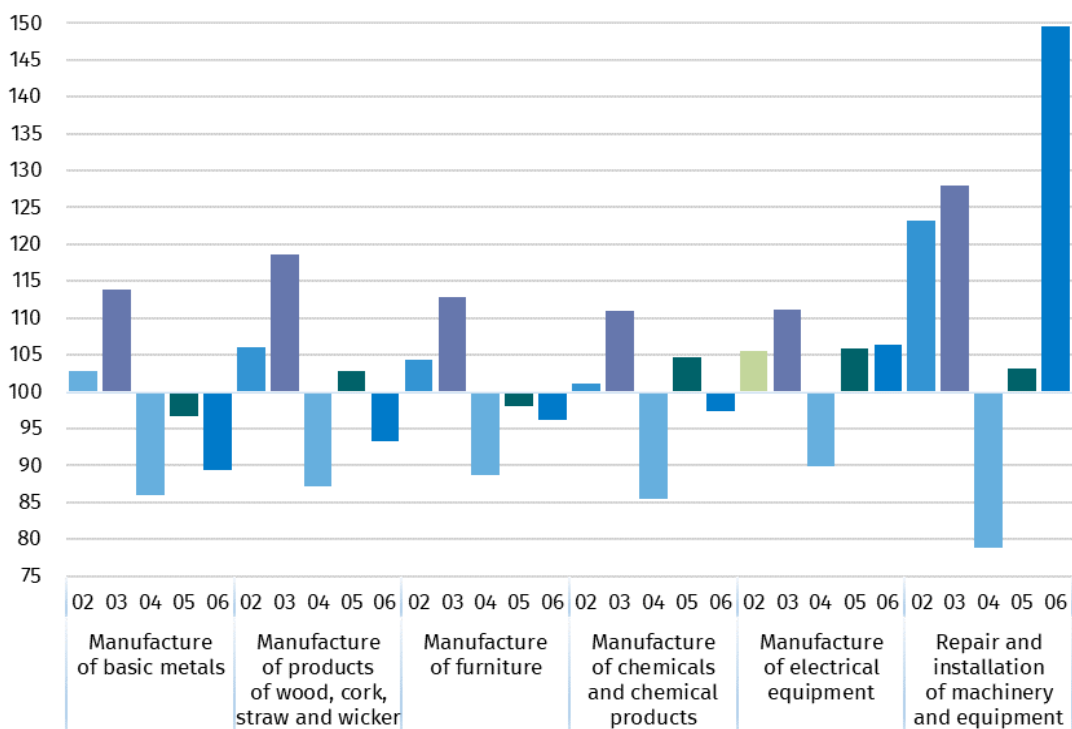
Chart 2. Index numbers of sold production of industry by selected NACE divisions (constant prices; previous year =100)



As compared to May 2022, a decrease in sold production (in constant prices) in June 2022 was recorded in 19 industry divisions, among others, in manufacture of basic metals – by 10.6%, manufacture of products of wood, cork, straw and wicker – by 6.7%, manufacture of computer, electronic and optical products – by 6.6%, in electricity, gas, steam and air conditioning supply – by 6.4%, in manufacture of coke and refined petroleum products – by 5.1%, manufacture of rubber and plastic products – by 4.0%.

An increase in sold production of industry, as compared to May 2022, was recorded in 15 divisions, among others, in repair and installation of machinery and equipment – by 49.6%, in manufacture of beverages – by 14.2%, manufacture of machinery and equipment – by 7.1%, manufacture of electrical equipment – by 6.4%, in mining of coal and lignite – by 6.1%.

Chart 3. Index numbers of sold production of industry by selected NACE divisions (constant prices; previous month =100)



In case of quoting Statistics Poland data, please provide information: “Source of data: Statistics Poland”, and in case of publishing calculations made on data published by Statistics Poland, please include the following disclaimer: “Own study based on figures from Statistics Poland”


Prepared by:
Enterprises Department
Director Katarzyna Walkowska
Phone: (+48 22) 608 31 25

Issued by:
**The Spokesperson for the President
of Statistics Poland**
Karolina Banaszek
Phone: (+48) 695 255 011

Press Office

Phone: (+48 22) 608 38 04

e-mail: obslugaprasowa@stat.gov.pl

-  www.stat.gov.pl/en/
-  [@StatPoland](https://twitter.com/StatPoland)
-  [@GlownyUrzadStatystyczny](https://www.facebook.com/GlownyUrzadStatystyczny)
-  [gus_stat](https://www.instagram.com/gus_stat)
-  [glownyurządstatystycznygus](https://www.youtube.com/glownyurządstatystycznygus)
-  [glownyurządstatystyczny](https://www.linkedin.com/company/glownyurządstatystyczny)

Related information

[Statistical Bulletin](#)

[Socio-economic situation of the country](#)

Data available in databases

[Knowledge Database - Industrial Production](#)

[Macroeconomic Data Bank](#)

[Macroeconomic indicators](#)

[Local Data Bank](#)

Terms used in official statistics

[Sold production of industry](#)

[Seasonally un-adjusted index of sold production of industry](#)

[Seasonally adjusted index of sold production of industry](#)

[Production of capital goods](#)

[Production of non-durable consumer goods](#)

[Production of durable consumer goods](#)

[Production of intermediate goods](#)

[Production of goods related to energy](#)