

21.04.2022

Index numbers of sold production of industry in March 2022^{a)}

↑ 17.3%

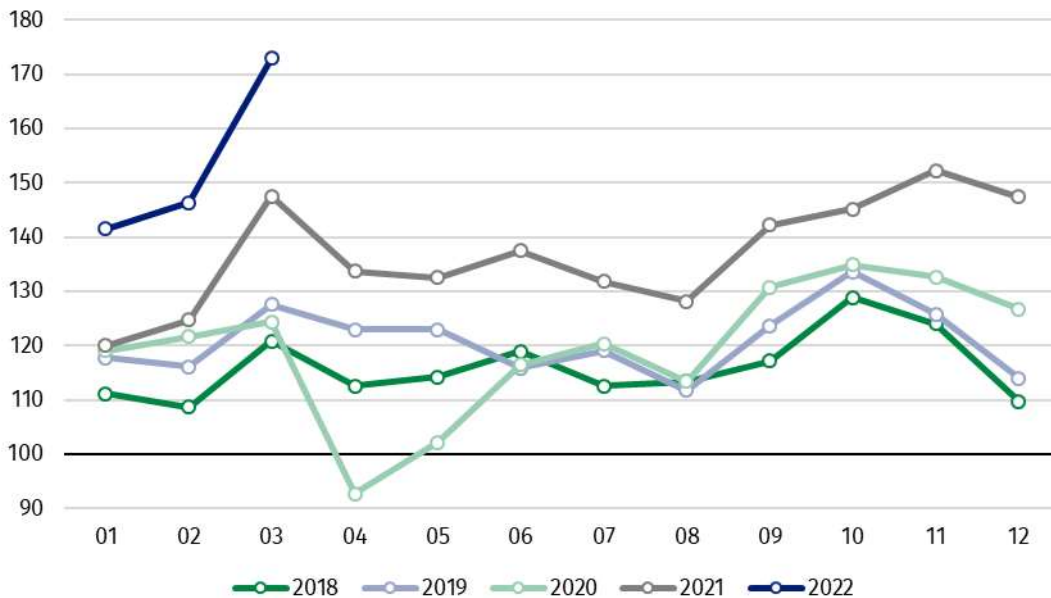
Increase in sold production of industry as compared to March 2021

In March 2022, sold production of industry was by 17.3% higher than in March 2021, when an increase was recorded by 18.6% as compared to the previous year, whereas in comparison with February 2022, it increased by 18.2%. In the period January-March of 2022, sold production of industry was by 16.7% higher than in the corresponding period of 2021, which saw an increase by 7.8%.

After eliminating the seasonal factors, in March 2022 sold production of industry reached the level higher by 17.2% than in the corresponding month of 2021 and by 2.1% higher as compared to February 2022.

After seasonal adjustment, an increase in sold industrial production in March 2022 amounted to 17.2% per year

Chart 1. Sold production of industry (average monthly level in 2015=100)



In March 2022, an increase of production, as compared to previous year, was recorded in all main industrial groupings. The highest growth was observed in production of energy – by 57.3%. The lower increase was observed in production of intermediate goods – by 15.3%, non-durable consumer goods – by 11.8%, durable consumer goods – by 7.9% and capital goods – by 5.9%.

^{a)} Reported data; comprise enterprises with 10 or more persons employed.

Table 1. Index numbers of sold production of industry (constant prices)

SPECIFICATION	03 2022			01-03 2022 ^{a)}
	02 2022=100	03 2021=100	monthly average of 2015=100	01-03 2021=100
INDUSTRY	118.2	117.3	172.9	116.7
Mining and quarrying	122.0	123.1	109.5	125.7
Manufacturing	117.2	112.4	170.7	114.1
Electricity, gas, steam and air conditioning supply	127.2	177.4	231.9	142.5
Water supply; sewerage waste management and remediation activities	113.1	111.8	156.2	110.3

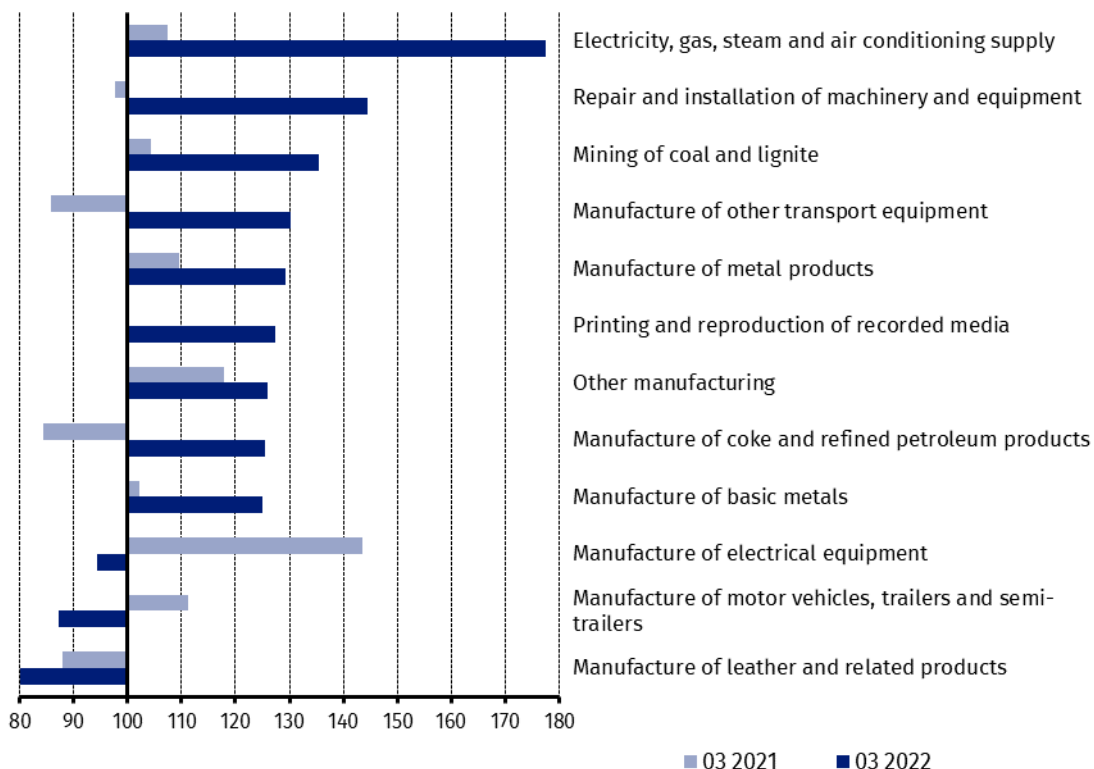
^{a)} Data including final information on production and prices in February and reported data – in March.

According to the preliminary data, in March 2022, as compared to March 2021, an increase in sold production (in constant prices) was reported in 31 (out of 34) industry divisions, among others, in repair and installation of machinery and equipment – by 44.5%, in mining of coal and lignite – by 35.5%, in manufacture of metal products – by 29.2%, manufacture of coke and refined petroleum products – by 25.4%, manufacture of basic metals – by 24.9%, manufacture of products of wood, cork, straw and wicker – by 24.7%, manufacture of chemicals and chemical products – by 21.9%, manufacture of machinery and equipment – by 17.8%.

A decrease in sold production of industry, as compared to March 2021, was recorded in 3 divisions, among others, in manufacture of motor vehicles, trailers and semi-trailers – by 12.7%, manufacture of electrical equipment – by 5.7%.

Share of production value of industry divisions, which saw an increase in comparison to March 2021, stood at 88.1%

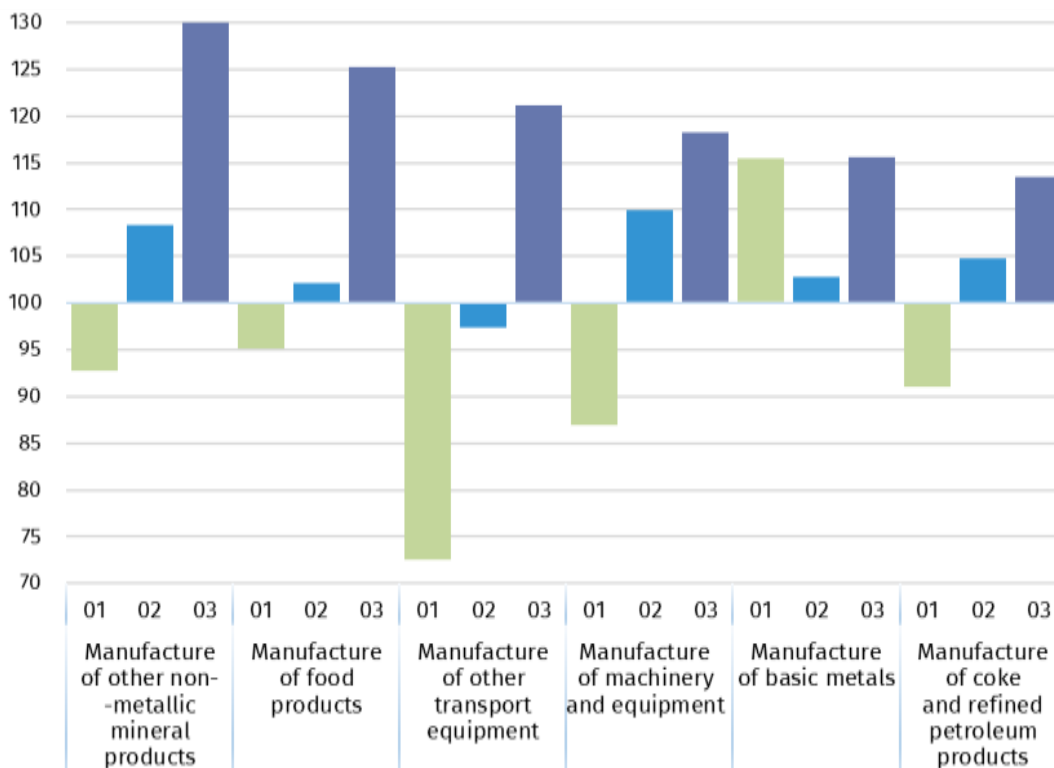
Chart 2. Index numbers of sold production of industry by selected NACE divisions (constant prices; previous year =100)



As compared to February 2022, an increase in sold production (in constant prices) in March 2022 was recorded in 33 industry divisions, among others, in repair and installation of machinery and equipment – by 41.0%, in manufacture of other non-metallic mineral products – by 30.0%, in electricity, gas, steam and air conditioning supply – by 27.2%, in manufacture of food products – by 25.3%, manufacture of metal products – by 23.2%, manufacture of products of wood, cork, straw and wicker – by 19.7%, manufacture of rubber and plastic products – by 18.7%.

A decrease in sold production of industry, as compared to February 2022, was recorded in one division, in manufacture of motor vehicles, trailers and semi-trailers – by 1.0%.

Chart 3. Index numbers of sold production of industry by selected NACE divisions (constant prices; previous month =100)



In case of quoting Statistics Poland data, please provide information: “Source of data: Statistics Poland”, and in case of publishing calculations made on data published by Statistics Poland, please include the following disclaimer: “Own study based on figures from Statistics Poland”







Prepared by:
Enterprises Department
Director Katarzyna Walkowska
Phone: (+48 22) 608 31 25

Issued by:
**The Spokesperson for the President
of Statistics Poland**
Karolina Banaszek
Phone: (+48) 695 255 011

Press Office

Phone: (+48 22) 608 38 04

e-mail: obslugaprasowa@stat.gov.pl

-  www.stat.gov.pl/en/
-  [@StatPoland](https://twitter.com/StatPoland)
-  [@GlownyUrzadStatystyczny](https://www.facebook.com/GlownyUrzadStatystyczny)
-  [gus_stat](https://www.instagram.com/gus_stat)
-  [glownyurządstatystycznygus](https://www.youtube.com/glownyurządstatystycznygus)
-  [glownyurządstatystyczny](https://www.linkedin.com/company/glownyurządstatystyczny)

Related information

[Statistical Bulletin](#)

[Socio-economic situation of the country](#)

Data available in databases

[Knowledge Database - Industrial Production](#)

[Macroeconomic Data Bank](#)

[Macroeconomic indicators](#)

[Local Data Bank](#)

Terms used in official statistics

[Sold production of industry](#)

[Seasonally un-adjusted index of sold production of industry](#)

[Seasonally adjusted index of sold production of industry](#)

[Production of capital goods](#)

[Production of non-durable consumer goods](#)

[Production of durable consumer goods](#)

[Production of intermediate goods](#)

[Production of goods related to energy](#)