

18.02.2022

Index numbers of sold production of industry in January 2022^{a)}

↑ 19.2%

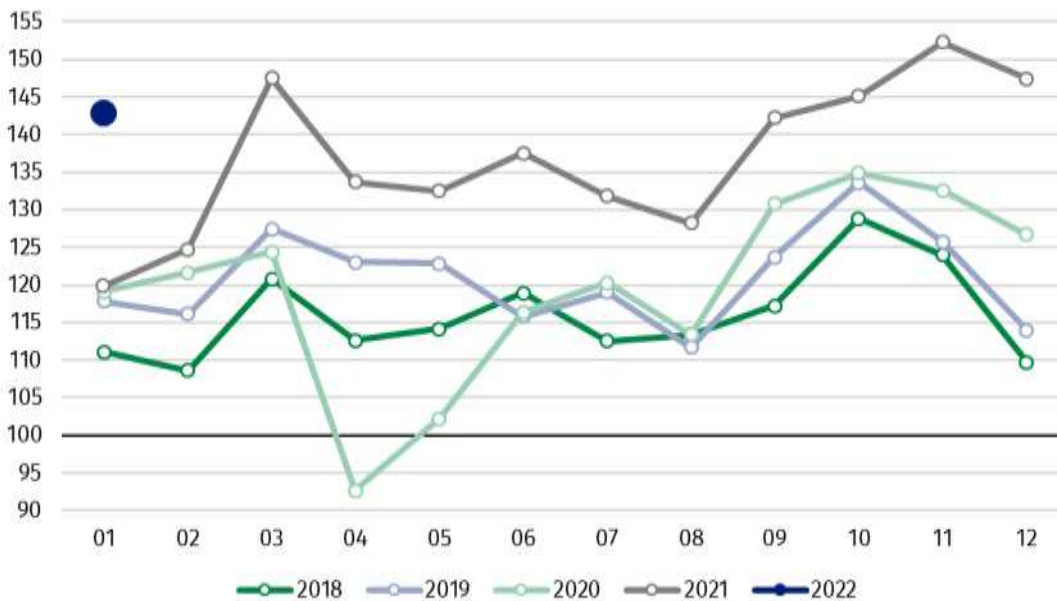
Increase in sold production of industry as compared to January 2021

In January 2022, sold production of industry was by 19.2% higher than in January 2021, when an increase was recorded by 0.7% as compared to the previous year, whereas in comparison with December 2021, it decreased by 3.0%.

After eliminating the seasonal factors, in January 2022 sold production of industry reached the level higher by 16.4% than in the corresponding month of 2021 and by 4.2% higher as compared to December 2021.

After seasonal adjustment, an increase in sold industrial production in January 2022 amounted to 16.4% per year

Chart 1. Sold production of industry (average monthly level in 2015=100)



In January 2022, an increase of production, as compared to previous year, was recorded in all main industrial groupings. The highest growth was observed in production of energy – by 39.2%. The lower increase was observed in production of intermediate goods – by 19.0%, durable consumer goods – by 15.9%, capital goods – by 11.5% and non-durable consumer goods – by 10.4%.

^{a)} Reported data; comprise enterprises with 10 or more persons employed.

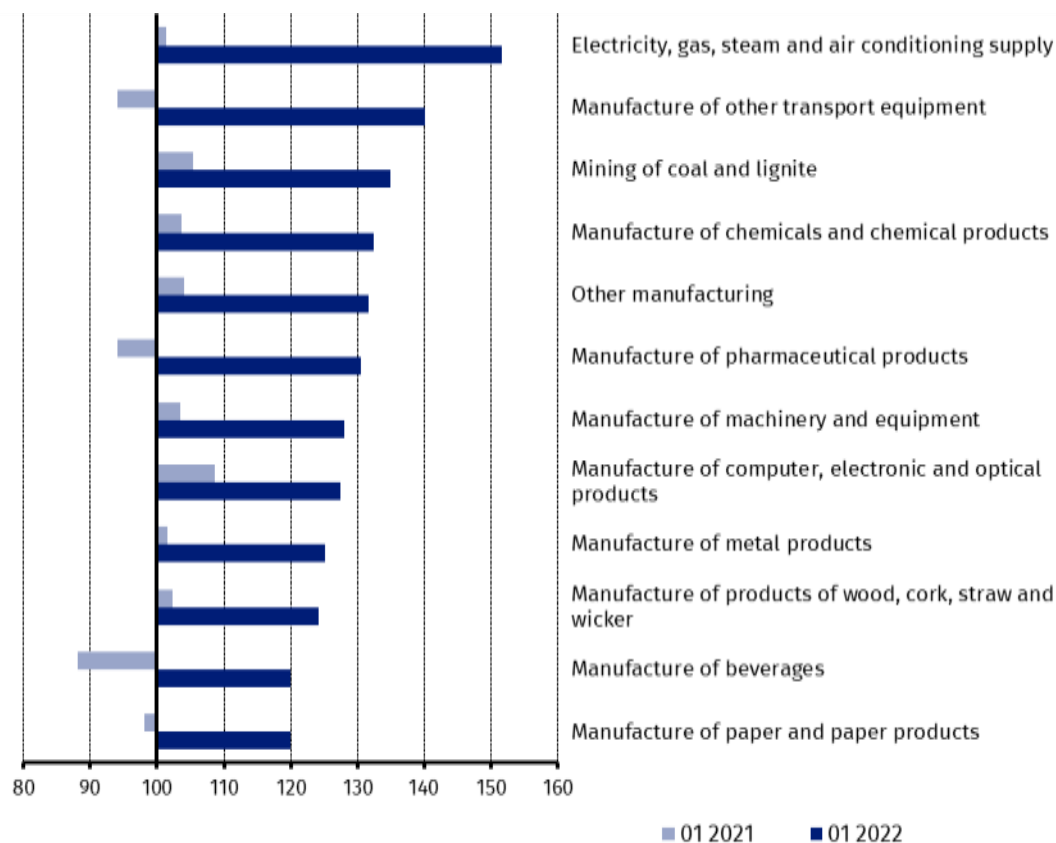
Table 1. Index numbers of sold production of industry (constant prices)

SPECIFICATION	01 2022		
	12 2021=100	01 2021=100	monthly average of 2015=100
INDUSTRY	97.0	119.2	142.9
Mining and quarrying	95.8	132.6	88.7
Manufacturing	96.0	115.6	139.3
Electricity, gas, steam and air conditioning supply	106.3	151.6	208.4
Water supply; sewerage waste management and remediation activities	90.1	112.6	139.3

According to the preliminary data, in January 2022, as compared to January 2021, an increase in sold production (in constant prices) was reported in 33 (out of 34) industry divisions, among others, in manufacture of other transport equipment – by 40.2%, in mining of coal and lignite – by 34.9%, manufacture of chemicals and chemical products – by 32.5%, manufacture of machinery and equipment – by 28.1%, manufacture of computer, electronic and optical products – by 27.5%, manufacture of metal products – by 25.1%, manufacture of products of wood, cork, straw and wicker – by 24.2%, manufacture of paper and paper products – by 19.9%.

Share of production value of industry divisions, which saw an increase in comparison to January 2021, stood at 99.98%

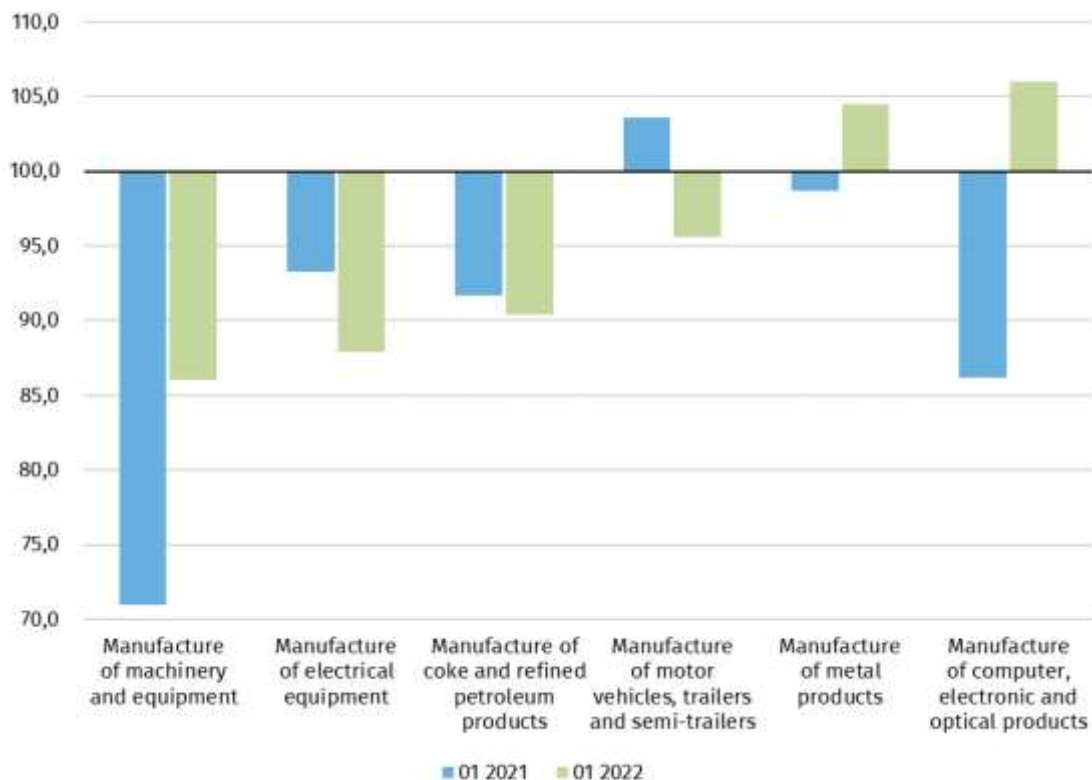
Chart 2. Index numbers of sold production of industry by selected NACE divisions (constant prices; previous year =100)



As compared to December 2021, a decrease in sold production (in constant prices) in January 2022 was recorded in 22 industry divisions, among others, in manufacture of other transport equipment – by 27.5%, manufacture of machinery and equipment – by 14.0%, manufacture of electrical equipment – by 12.1%, manufacture of coke and refined petroleum products – by 9.6%, manufacture of other non-metallic mineral products – by 6.4%, manufacture of food products – by 4.8%.

An increase in sold production of industry, as compared to December 2021, was recorded in 12 divisions, among others, in manufacture of products of wood, cork, straw and wicker – by 19.1%, manufacture of basic metals – by 14.5%, manufacture of rubber and plastic products – by 9.8%, manufacture of chemicals and chemical products – by 9.3%, manufacture of paper and paper products – by 6.7%.

Chart 3. Index numbers of sold production of industry by selected NACE divisions (constant prices; previous month =100)



In case of quoting Statistics Poland data, please provide information: “Source of data: Statistics Poland”, and in case of publishing calculations made on data published by Statistics Poland, please include the following disclaimer: “Own study based on figures from Statistics Poland”

Prepared by:
Enterprises Department
Director Katarzyna Walkowska
Phone: (+48 22) 608 31 25

Issued by:
**The Spokesperson for the President
of Statistics Poland**
Karolina Banaszek
Phone: (+48) 695 255 011

Press Office

Phone: (+48 22) 608 38 04

e-mail: obslugaprasowa@stat.gov.pl



www.stat.gov.pl/en/



[@StatPoland](https://twitter.com/StatPoland)



[@GlownyUrzadStatystyczny](https://www.facebook.com/GlownyUrzadStatystyczny)



[gus_stat](https://www.instagram.com/gus_stat)



[glownyurządstatystycznygus](https://www.youtube.com/glownyurządstatystycznygus)



[glownyurządstatystyczny](https://www.linkedin.com/glownyurządstatystyczny)

Related information

[Statistical Bulletin](#)

[Socio-economic situation of the country](#)

Data available in databases

[Knowledge Database - Industrial Production](#)

[Macroeconomic Data Bank](#)

[Macroeconomic indicators](#)

[Local Data Bank](#)

Terms used in official statistics

[Sold production of industry](#)

[Seasonally un-adjusted index of sold production of industry](#)

[Seasonally adjusted index of sold production of industry](#)

[Production of capital goods](#)

[Production of non-durable consumer goods](#)

[Production of durable consumer goods](#)

[Production of intermediate goods](#)

[Production of goods related to energy](#)