

22.11.2021

Index numbers of sold production of industry in October 2021^{a)}

↑7.8%

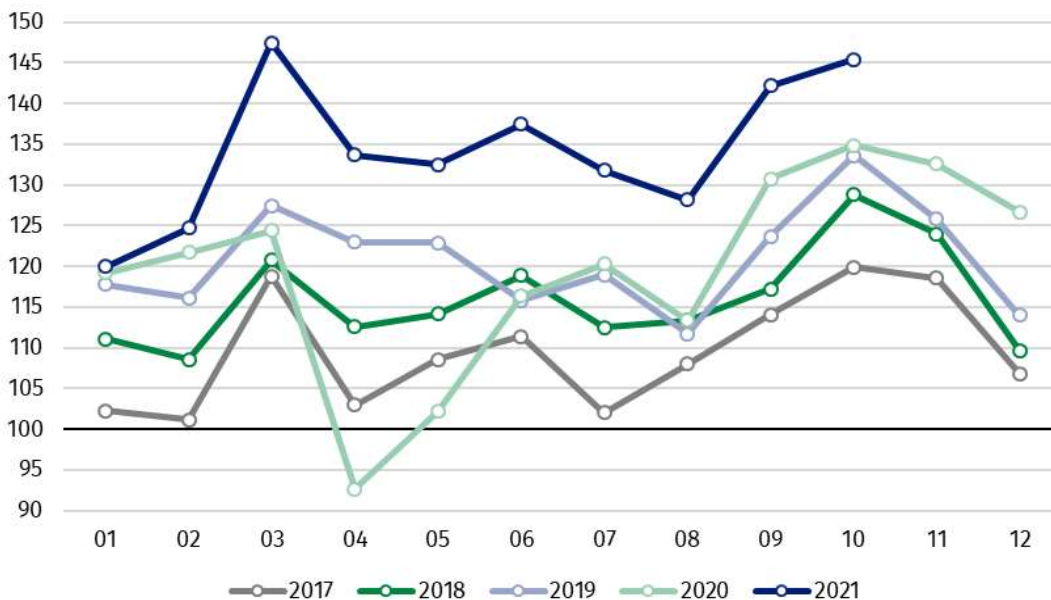
Increase in sold production of industry as compared to October 2020

In October 2021, sold production of industry was by 7.8% higher than in October 2020, when an increase was recorded by 1.0% as compared to the previous year, whereas in comparison with September 2021, it increased by 2.3%. In the period January-October of 2021, sold production of industry was by 14.9% higher than in the corresponding period of 2020, which saw a decrease by 2.7%.

After eliminating the seasonal factors, in October 2021 sold production of industry reached the level higher by 9.8% than in the corresponding month of 2020 and by 2.0% higher as compared to September 2021.

After seasonal adjustment, an increase in sold industrial production in October 2021 amounted to 9.8% per year

Chart 1. Sold production of industry (average monthly level in 2015=100)



In October 2021, an increase of production, as compared to previous year, was recorded in most of the main industrial groupings. The highest growth was observed in production of energy – by 27.3%, the lower in intermediate goods – by 9.5%, durable consumer goods – by 4.4% and non-durable consumer goods – by 3.1%. A decrease was observed in the production of capital goods – by 3.4%.

^{a)} Reported data; comprise enterprises with 10 or more persons employed.

Table 1. Index numbers of sold production of industry (constant prices)

SPECIFICATION	10 2021			01-10 2021 ^{a)}
	09 2021=100	10 2020=100	monthly average of 2015=100	01-10 2020=100
INDUSTRY	102.3	107.8	145.4	114.9
Mining and quarrying	100.7	102.4	91.1	101.9
Manufacturing	100.1	105.5	147.1	114.5
Electricity, gas, steam and air conditioning supply	135.1	140.6	151.3	125.7
Water supply; sewerage waste management and remediation activities	99.1	110.7	150.6	111.0

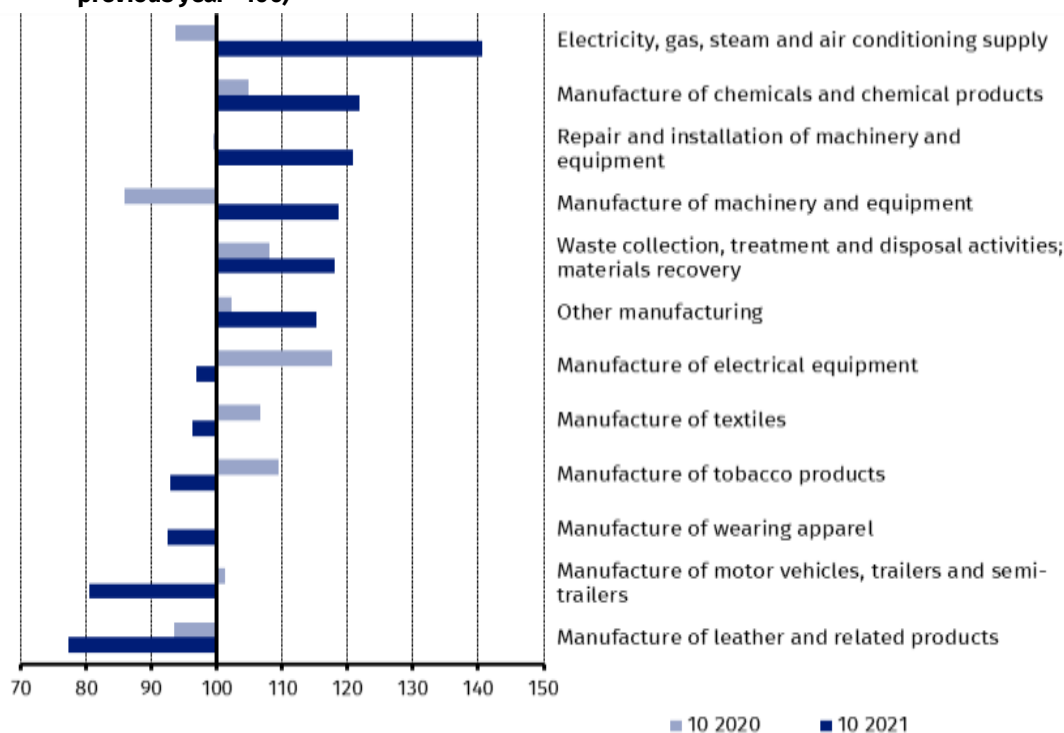
^{a)} Data including final information on production and prices in September and reported data – in October.

According to the preliminary data, in October 2021, as compared to October 2020, an increase in sold production (in constant prices) was reported in 25 (out of 34) industry divisions, among others, in manufacture of chemicals and chemical products – by 21.9%, manufacture of machinery and equipment – by 18.6%, manufacture of paper and paper products – by 14.7%, manufacture of coke and refined petroleum products – by 13.8%, manufacture of metal products – by 13.0%, manufacture of computer, electronic and optical products – by 12.1%, manufacture of other non-metallic mineral products – by 11.9%, in manufacture of basic metals – by 11.7%.

A decrease in sold production of industry, as compared to October 2020, was recorded in 9 divisions, among others, manufacture of motor vehicles, trailers and semi-trailers – by 19.5%, manufacture of electrical equipment – by 3.1%.

Share of production value of industry divisions, which saw an increase in comparison to October 2020, stood at 83.7%

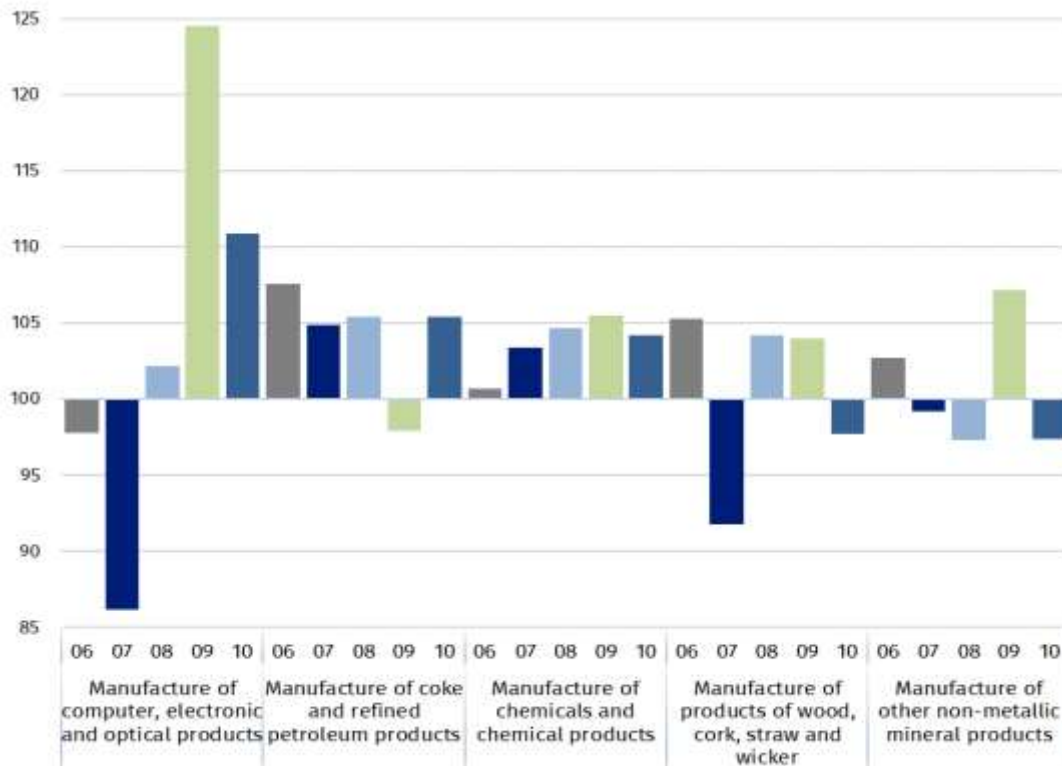
Chart 2. Index numbers of sold production of industry by selected NACE divisions (constant prices; previous year =100)



As compared to September 2021, an increase in sold production (in constant prices) in October 2021 was recorded in 18 industry divisions, among others, in manufacture of computer, electronic and optical products – by 10.9%, manufacture of coke and refined petroleum products – by 5.4%, in mining of coal and lignite – by 4.7%, in manufacture of chemicals and chemical products – by 4.2%.

A decrease in sold production of industry, as compared to September 2021, was recorded in 16 divisions, among others, in repair and installation of machinery and equipment – by 21.6%, in manufacture of electrical equipment – by 4.6%, manufacture of beverages – by 3.5%, manufacture of other non-metallic mineral products – by 2.6%, manufacture of products of wood, cork, straw and wicker – by 2.3%.

Chart 3. Index numbers of sold production of industry by selected NACE divisions (constant prices; previous month =100)



In case of quoting Statistics Poland data, please provide information: “Source of data: Statistics Poland”, and in case of publishing calculations made on data published by Statistics Poland, please include the following disclaimer: “Own study based on figures from Statistics Poland”.

Prepared by:
Enterprises Department
Director Katarzyna Walkowska
Office: tel. (+48 22) 608 31 25

Issued by:
The Spokesperson for the President of
Statistics Poland
Karolina Banaszek
Mobile: (+48) 695 255 011

Press Office

Office: tel. (+48 22) 608 34 91, 608 38 04

e-mail: obslugaprasowa@stat.gov.pl



www.stat.gov.pl/en/



[@StatPoland](https://twitter.com/StatPoland)



[@GlownyUrzadStatystyczny](https://www.facebook.com/GlownyUrzadStatystyczny)

Related information

[Statistical Bulletin](#)

[Socio-economic situation of the country](#)

Data available in databases

[Knowledge Database - Industrial Production](#)

[Macroeconomic Data Bank](#)

[Macroeconomic indicators](#)

[Local Data Bank](#)

Terms used in official statistics

[Sold production of industry](#)

[Seasonally un-adjusted volume index of sold production of industry](#)

[Seasonally adjusted volume index of sold production of industry](#)

[Production of capital goods](#)

[Production of non-durable consumer goods](#)

[Production of durable consumer goods](#)

[Production of intermediate goods](#)

[Production of goods related to energy](#)