

20.07.2020

Index numbers of sold production of industry in June 2020^{a)}

↑0.5%

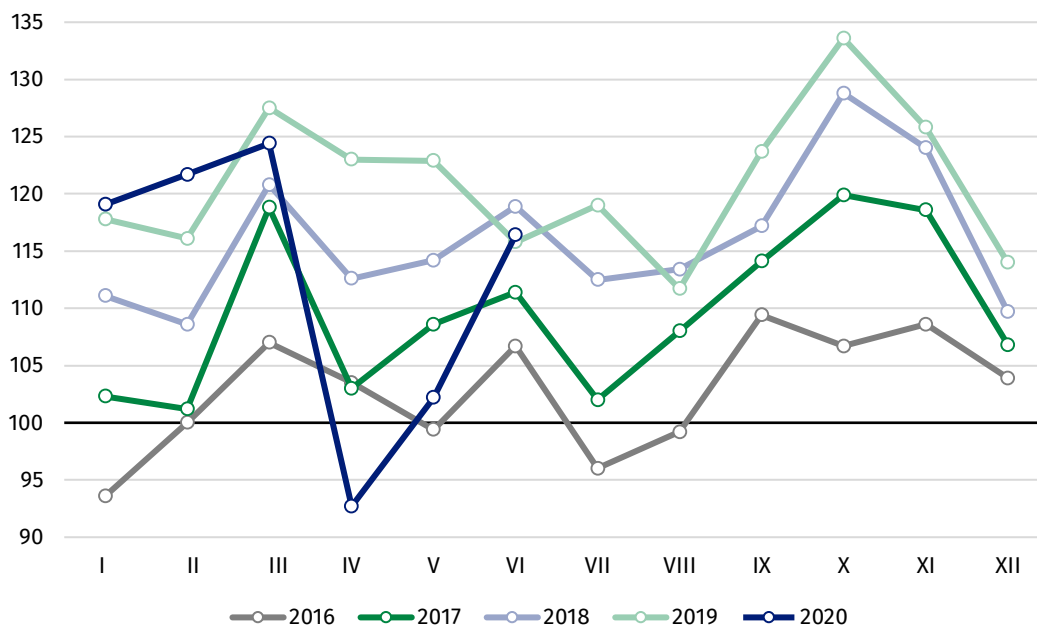
Increase in sold production of industry as compared to June 2019

In June 2020, sold production of industry was by 0.5% higher than in June 2019, when decrease was recorded by 2.6% as compared to the previous year, whereas in comparison with May 2020, it increased by 13.9%. In the period January-June of 2020, sold production of industry was by 6.3% lower than in the corresponding period of 2019, which saw a 5.1% growth.

After eliminating the seasonal factors, in June 2020 sold production of industry reached the level lower by 4.9% than in the corresponding month of 2019 and by 9.7% higher as compared to May 2020.

After seasonal adjustment, a decrease in sold industrial production in June 2020 amounted to 4.9% per year

Chart 1. Sold production of industry (average monthly level in 2015=100)



In most of the main industrial groupings, in June 2020, as compared to the previous year, an increase of production was recorded. The production of durable consumer goods increased by 16.2%, intermediate goods – by 3.5% and non-durable consumer goods – by 3.3%. A decrease was observed in the production of energy – by 9.9% and capital goods – by 8.6%.

^{a)} Reported data; comprise enterprises with 10 or more persons employed.

Table 1. Index numbers of sold production of industry (constant prices)

SPECIFICATION	VI 2020			I-VI 2020 ^{a)}
	V 2020=100	VI 2019=100	monthly average of 2015=100	I-VI 2019=100
INDUSTRY	113.9	100.5	116.4	93.7
Mining and quarrying	108.4	93.5	86.1	90.7
Manufacturing	115.9	100.9	119.8	93.0
Electricity, gas, steam and air conditioning supply	94.2	95.7	90.4	98.7
Water supply; sewerage waste management and remediation activities	109.5	108.9	132.3	104.6

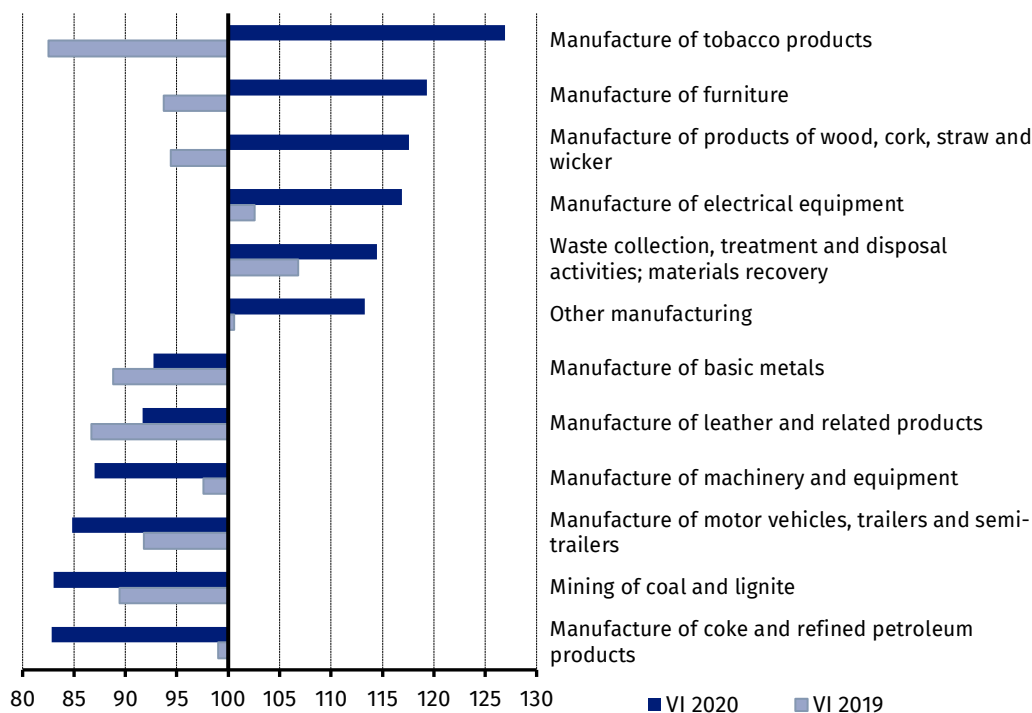
^{a)} Data including final information on production and prices in May and reported data – in June.

According to the preliminary data, in June 2020, as compared to June 2019, an increase in sold production (in constant prices) was reported in 21 (out of 34) industry divisions, among others, in manufacture of furniture – by 19.3%, manufacture of products of wood, cork, straw and wicker – by 17.6%, manufacture of electrical equipment – by 16.9%, manufacture of computer, electronic and optical products – by 7.0%, in repair and installation of machinery and equipment – by 6.9%, in manufacture of food products – by 6.3%.

A decrease in sold production of industry, as compared to June 2019, was recorded in 13 divisions, among others, in manufacture of coke and refined petroleum products – by 17.2%, in mining of coal and lignite – by 17.0%, in manufacture of motor vehicles, trailers and semi-trailers – by 15.2%, manufacture of machinery and equipment – by 13.0%, manufacture of leather and related products – by 8.3%, manufacture of basic metals – by 7.3%.

Share of production value of industry divisions, which saw an increase in comparison to June 2019, stood at 68.4%

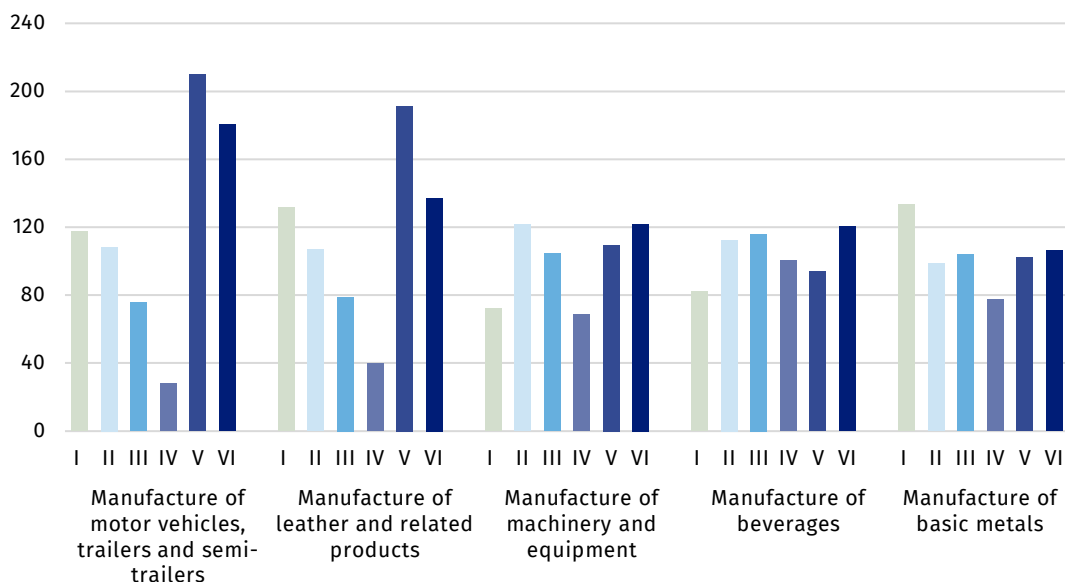
Chart 2. Index numbers of sold production of industry by selected NACE divisions (constant prices; previous year =100)



Compared to May 2020, an increase in sold production (in constant prices) in June 2020 was recorded in 29 industry divisions, among others, in manufacture of motor vehicles, trailers and semi-trailers – by 80.5%, manufacture of leather and related products – by 37.2%, manufacture of furniture – by 33.4%, manufacture of machinery and equipment– by 22.0%, manufacture of pharmaceutical products – by 20.0%, manufacture of rubber and plastic products – by 15.7%, manufacture of computer, electronic and optical products – by 13.2%.

A decrease in sold production of industry, as compared to May 2020, was recorded in 5 divisions, among others, in manufacture of coke and refined petroleum products – by 6.5%, in electricity, gas steam and air conditioning supply – by 5.8%.

Chart 3. Index numbers of sold production of industry by selected NACE divisions (constant prices; previous month =100)



In case of quoting Statistics Poland data, please provide information: “Source of data: Statistics Poland”, and in case of publishing calculations made on data published by Statistics Poland, please include the following disclaimer: “Own study based on figures from Statistics Poland.”

Prepared by:

Enterprises Department
Director Katarzyna Walkowska
Office: tel. (+48 22) 608 31 25

Issued by:

The Spokesperson for the President of
Statistics Poland
Karolina Banaszek
Mobile: (+48) 695 255 011

Press Office

Office: tel. (+48 22) 608 34 91, 608 38 04

e-mail: obslugaprasowa@stat.gov.pl



www.stat.gov.pl/en/



[@StatPoland](https://twitter.com/StatPoland)



[@GlownyUrzadStatystyczny](https://www.facebook.com/GlownyUrzadStatystyczny)

Related information

[Statistical Bulletin](#)

[Socio-economic situation of the country](#)

Data available in databases

[Knowledge Database - Industrial Production](#)

[Macroeconomic Data Bank](#)

[Macroeconomic indicators](#)

[Local Data Bank](#)

Terms used in official statistics

[Sold production of industry](#)

[Seasonally un-adjusted volume index of sold production of industry](#)

[Seasonally adjusted volume index of sold production of industry](#)

[Production of capital goods](#)

[Production of non-durable consumer goods](#)

[Production of durable consumer goods](#)

[Production of intermediate goods](#)

[Production of goods related to energy](#)