

10.09.2024

Accidents at work in the first half of 2024 – preliminary data

 **2.21**

Incidence rate
in the first half of 2024

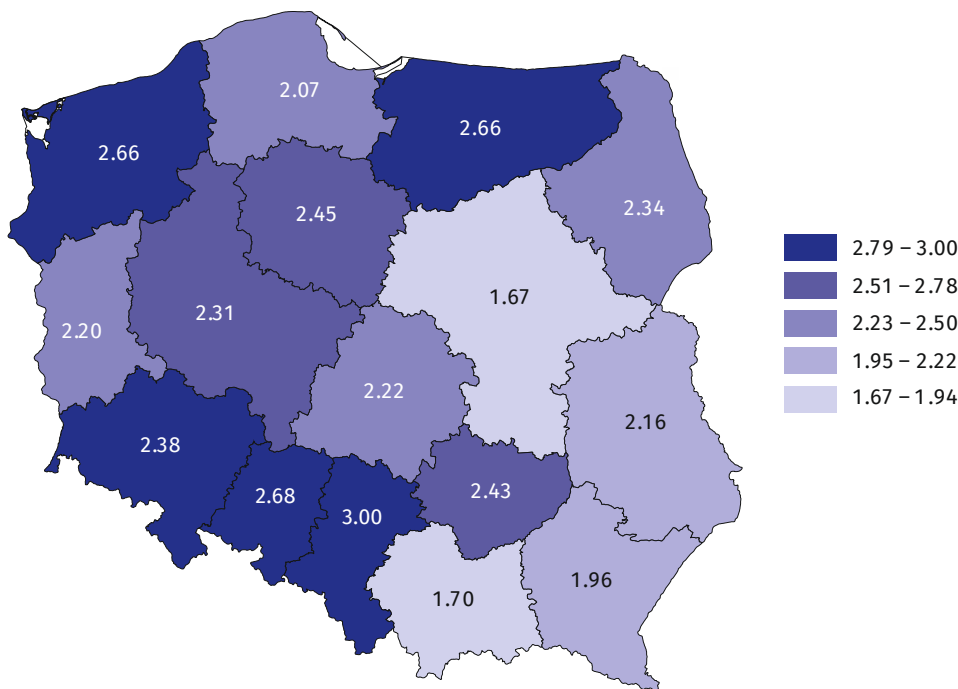
30,435 persons injured in accidents at work were reported in the first half of 2024, by 7.2% more than in the first half of 2023. The number of injured persons per 1,000 employed persons (the incidence rate) increased from 1.99 to 2.21.

The number of persons injured in accidents at work and the incidence rate increased compared to the first half of 2023

In the first half of 2024, the most victims were recorded in accidents at work with other effects – 30,102 persons (6.7% more than in the first half of 2023). 148 persons were injured in fatal accidents, while 185 persons sustained injuries in serious accidents. 134 persons were injured while performing remote work or telework.

The highest incidence rate was recorded for Śląskie (3.00), Opolskie (2.68), Zachodniopomorskie and Warmińsko-Mazurskie (2.66 each) Voivodships, the lowest for Mazowieckie (1.67), Małopolskie (1.70) and Podkarpackie (1.96).

Map 1. Persons injured in accidents at work per 1,000 employed persons^a (excluding private farms in agriculture) in the first half of 2024

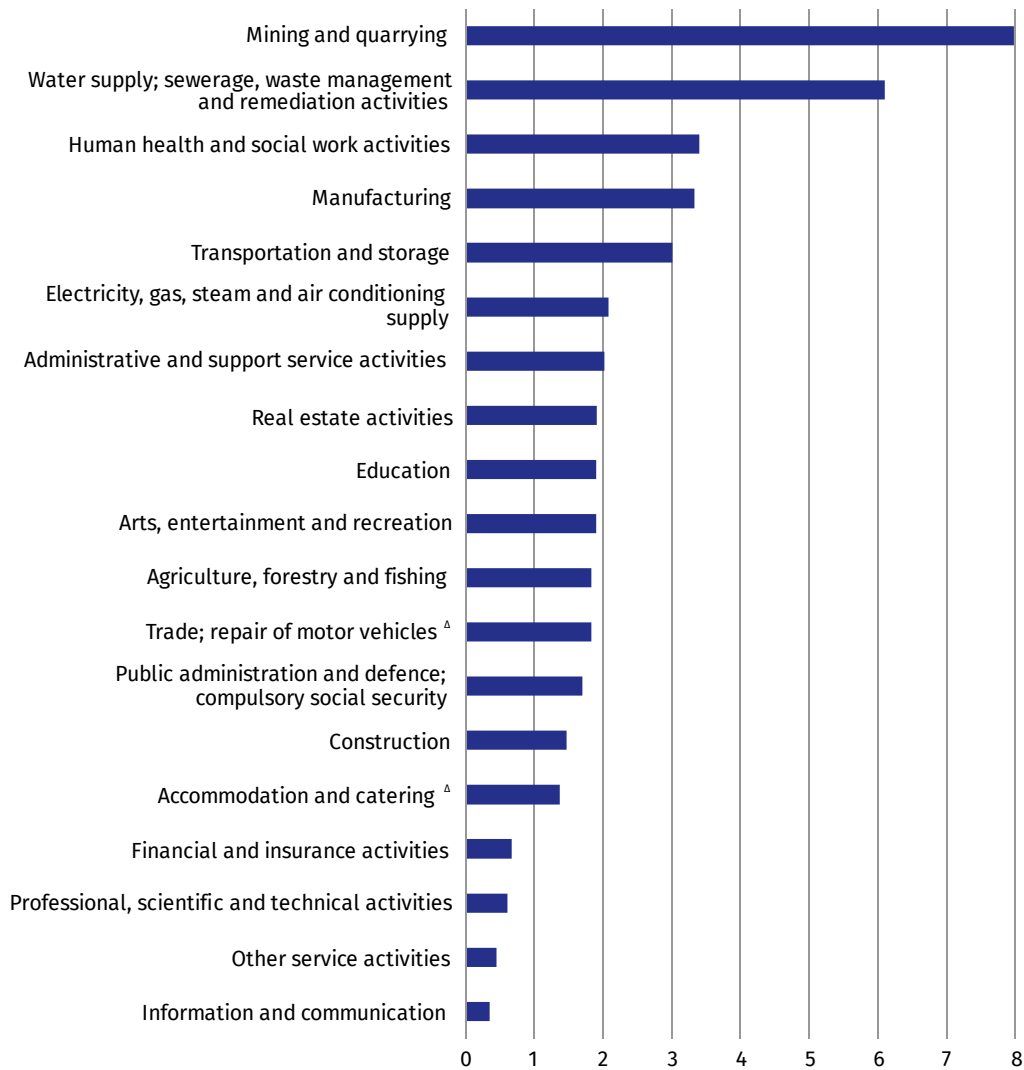


The highest incidence rate was recorded for Śląskie Voivodship, while the lowest for Mazowieckie Voivodship

^a The incidence rate was calculated using preliminary data on the number of employees; civilian employees of budgetary entities conducting activity within the scope of national defence and public safety were not included in the breakdown by voivodships.

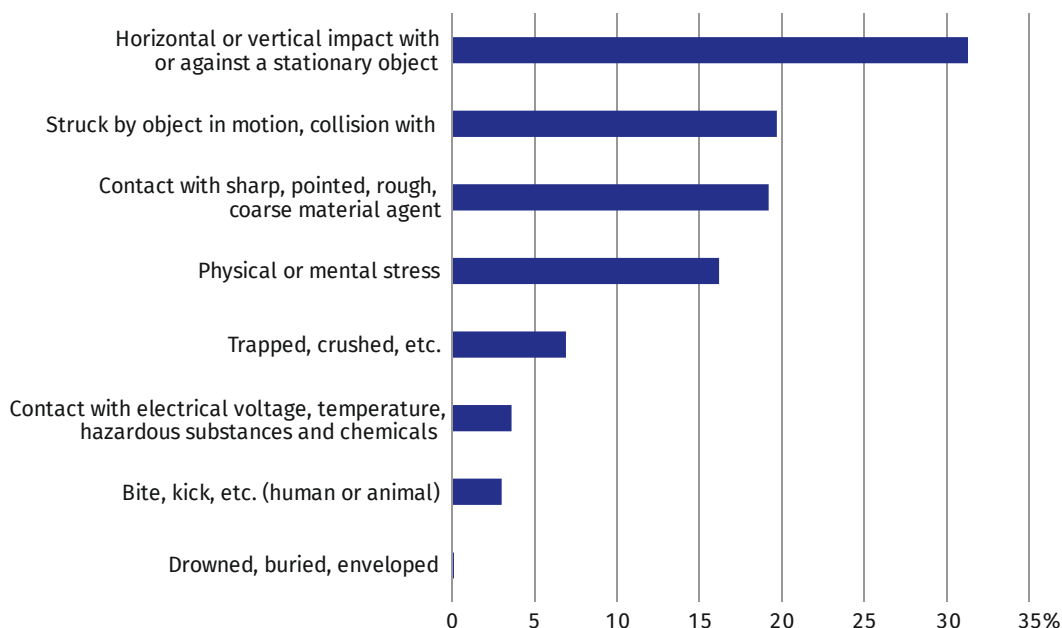
In the breakdown by types of economic activity, the highest incidence rate was recorded in the sections: Mining and quarrying (7.98), Water supply; sewerage, waste management and remediation activities (6.10) and Human health and social work activities (3.40), while the lowest in the sections: Information and communication (0.35), Other service activities (0.45) and Professional, scientific and technical activities (0.61).

Chart 1. Persons injured in accidents at work per 1,000 employed persons by sections in the first half of 2024 (excluding private farms in agriculture)



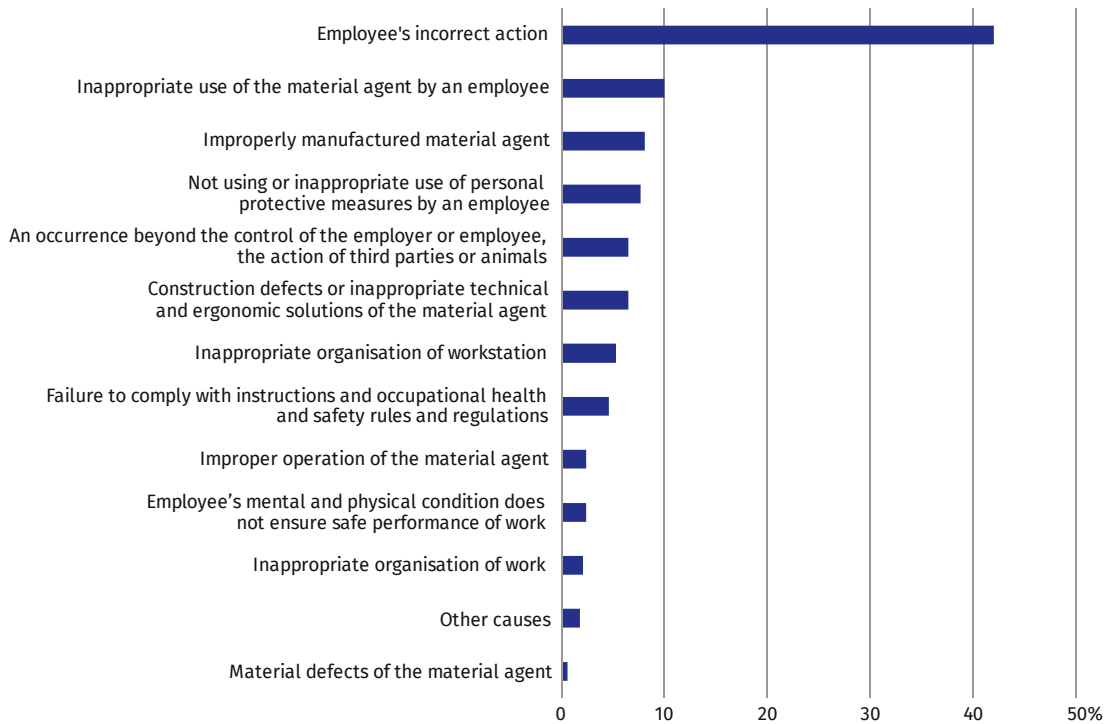
The highest incidence rate was recorded in the Mining and quarrying section, while the lowest in Information and communication

Chart 2. Persons injured in accidents at work by contact-modes of injury in the first half of 2024



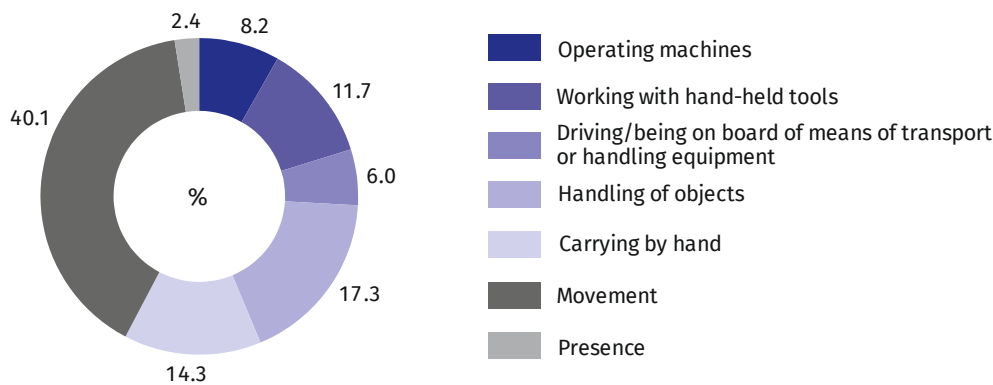
Horizontal or vertical impact with or against a stationary object was the prevalent group of contact-modes of injury (31.3%)

Chart 3. Causes of accidents at work in the first half of 2024



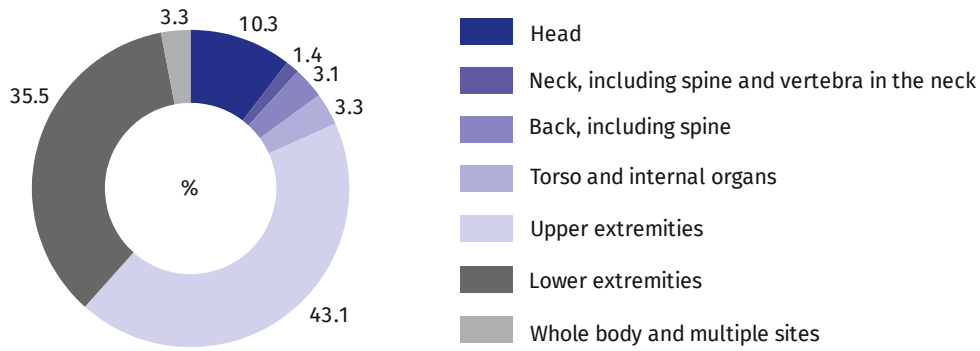
Employee's incorrect action was the cause of 42.0% of the accidents at work

Chart 4. Persons injured in accidents at work by a specific physical activity performed by the victim at the time of the accident in the first half of 2024



Movement was the most frequent specific physical activity performed by the victim at the time of the accident (40.1%)

Chart 5. Persons injured in accidents at work by part of body injured in the first half of 2024



78.6% of the persons injured in accidents at work sustained an extremity injury

Tables are available on the website in .xlsx format.

When citing data from Statistics Poland, please provide the following information: "Source of data: Statistics Poland". When publishing calculations made on data published by Statistics Poland, provide the following information: "Own study based on the Statistics Poland's data".

METHODOLOGICAL NOTES

The study presents information on **accidents at work of persons employed in the national economy**, reported in the relevant period excluding budgetary entities conducting activity within the scope of the national defence and public safety for which information on accidents at work concerns only civilian employees.

The methodology of the survey on accidents at work is explained in more detail in the annual publication titled "Accidents at work", available on the website of [Statistics Poland](#).


The data presented in this release are preliminary. The final data covering the year 2024 will be available in a publication coming out in November 2025.


Prepared by:
Statistical Office in Gdańsk
Director Jerzy Auksztol
Office: phone (+48 58) 76 83 130


Issued by:
Press Office
Mobile: (+48) 695 255 032
Phone: (+48 22) 608 38 04,
(+48 22) 449 41 45,
(+48 22) 608 30 09
e-mail: obslugaprasowa@stat.gov.pl


 www.stat.gov.pl/en/

 @StatPoland

 @GłównyUrządStatystyczny

 gus_stat

 głównyurządstatystycznygus

 głównyurządstatystyczny

Related information

[Accidents at work in 2022](#)

[Accidents at work in the first quarter of 2024 – preliminary data](#)

[Other studies regarding working conditions](#)

Data available in databases

[Local Data Bank -> Labour Market -> Working Conditions](#)