

# Accidents at work in January-September 2023 – preliminary data

11.12.2023

 **3.22**

Incidence rate in January-September 2023

**45,809 persons injured in accidents at work were reported in January-September 2023, by 7.5% more than in January-September 2022. The number of injured persons per 1,000 employed persons (the incidence rate) increased from 2.99 to 3.22.**

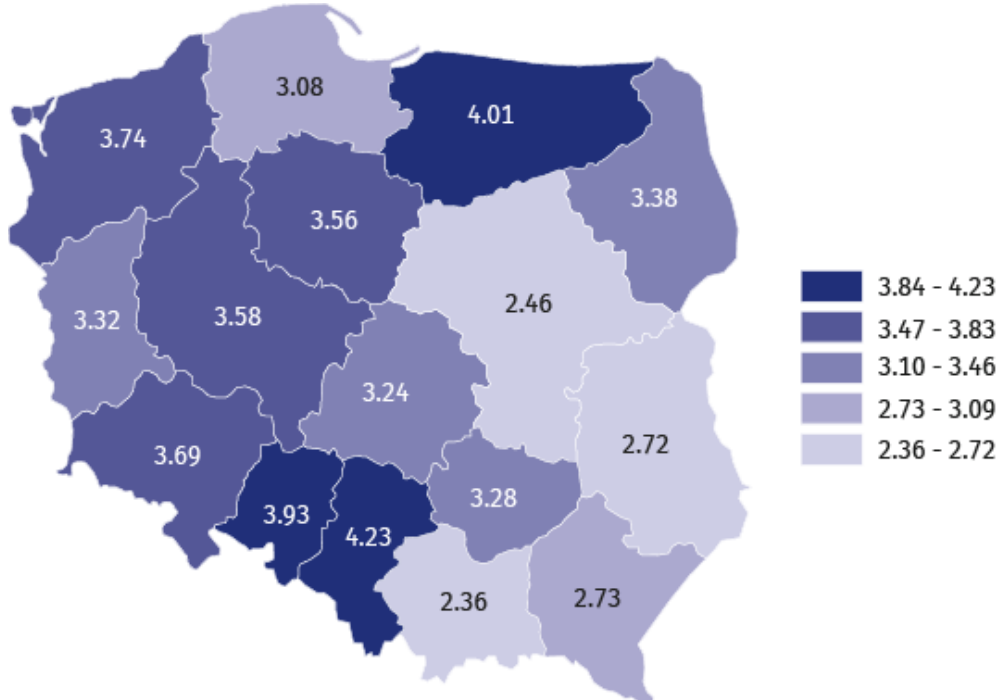
The number of persons injured in accidents at work and the incidence rate increased compared to January-September 2022

In January-September 2023, 99 persons were injured in fatal accidents, while 206 persons sustained injuries in serious accidents (a decrease of 10.0% and 5.1% respectively). The largest number of victims were recorded in accidents at work with other effects – 45,504 persons (a 7.6% increase compared to January-September 2022). 233 persons were injured while performing remote work or telework.

The highest incidence rate was recorded for Śląskie (4.23), Warmińsko-Mazurskie (4.01) and Opolskie (3.93) Voivodships, the lowest for Małopolskie (2.36) Mazowieckie (2.46) and Lubelskie (2.72).

Since 2023, the question "Did the accident occur in connection with the performance of remote work or telework?" has been introduced in the Statistical Accident Report (Journal of Laws of 2022, item 2750)

**Map 1. Persons injured in accidents at work per 1,000 employed persons <sup>a</sup> (excluding private farms in agriculture) in January-September 2023**

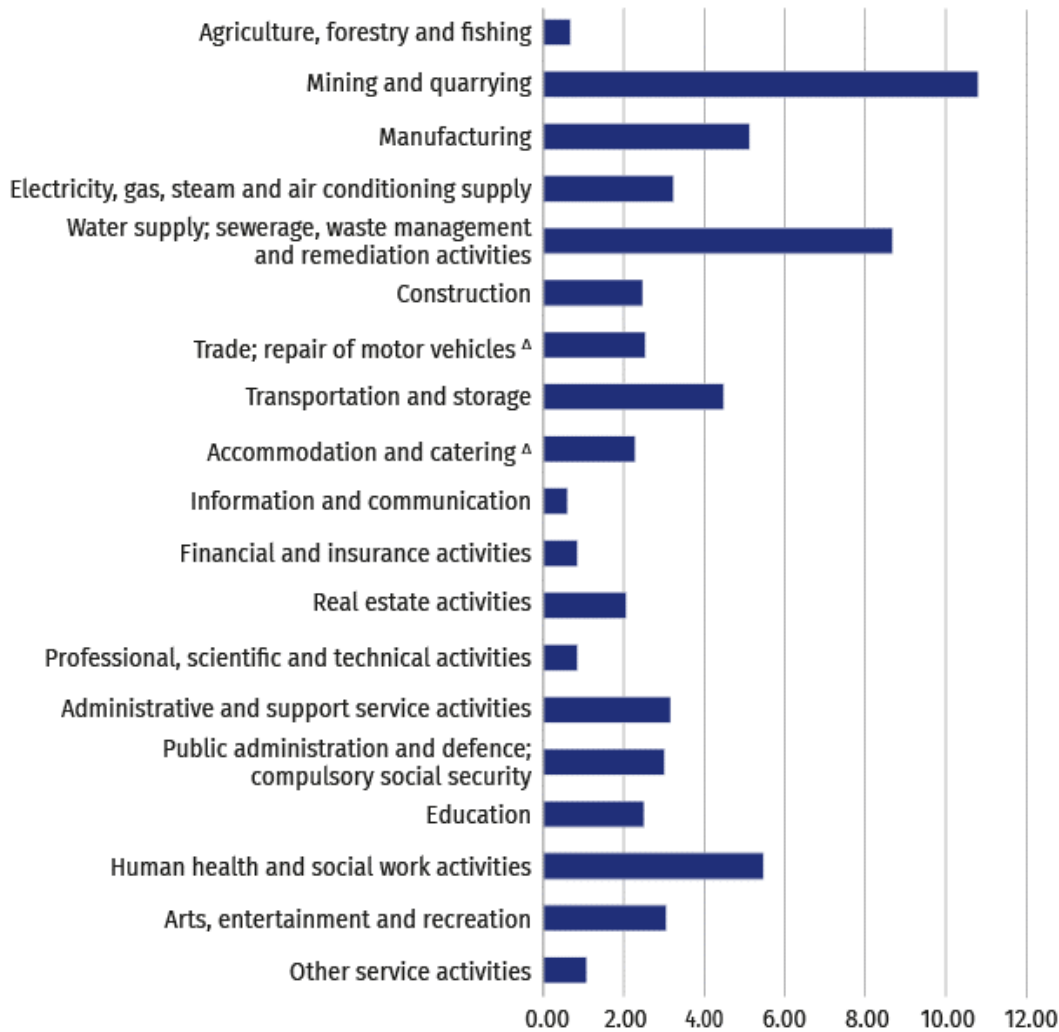


The highest incidence rate was recorded for Śląskie Voivodship, while the lowest for Małopolskie Voivodship

<sup>a</sup> The incidence rate was calculated using preliminary data on the number of employees; civilian employees of budgetary entities conducting activity within the scope of national defence and public safety were not included in the breakdown by voivodships.

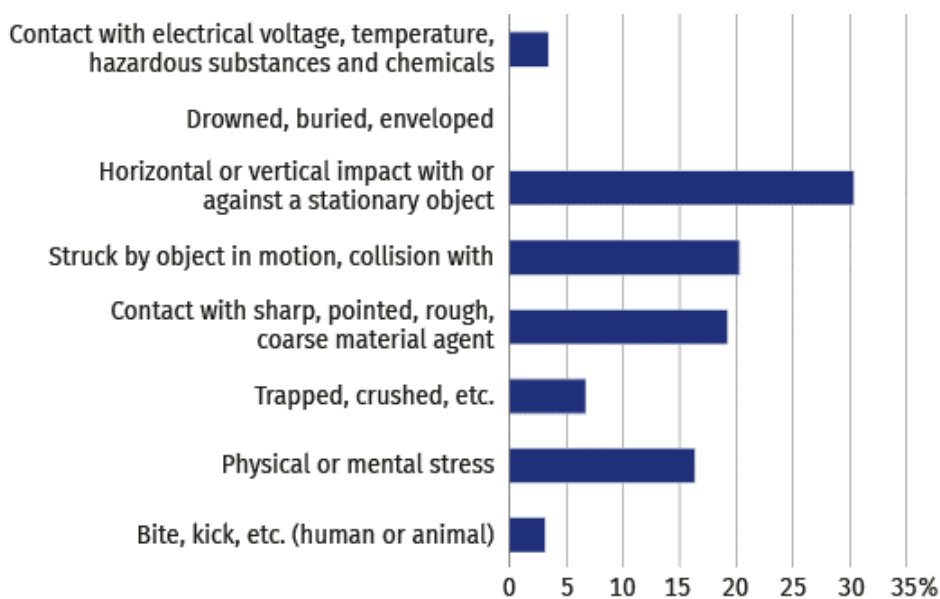
In the breakdown by types of economic activity, the highest incidence rate was recorded in the sections: Mining and quarrying (10.83), Water supply; sewerage, waste management and remediation activities (8.69) and Human health and social work activities (5.47), while the lowest in the sections: Information and communication (0.60), Agriculture, forestry and fishing (0.67) and Professional, scientific and technical activities (0.84).

**Chart 1. Persons injured in accidents at work per 1,000 employed persons by sections in January-September 2023 (excluding private farms in agriculture)**



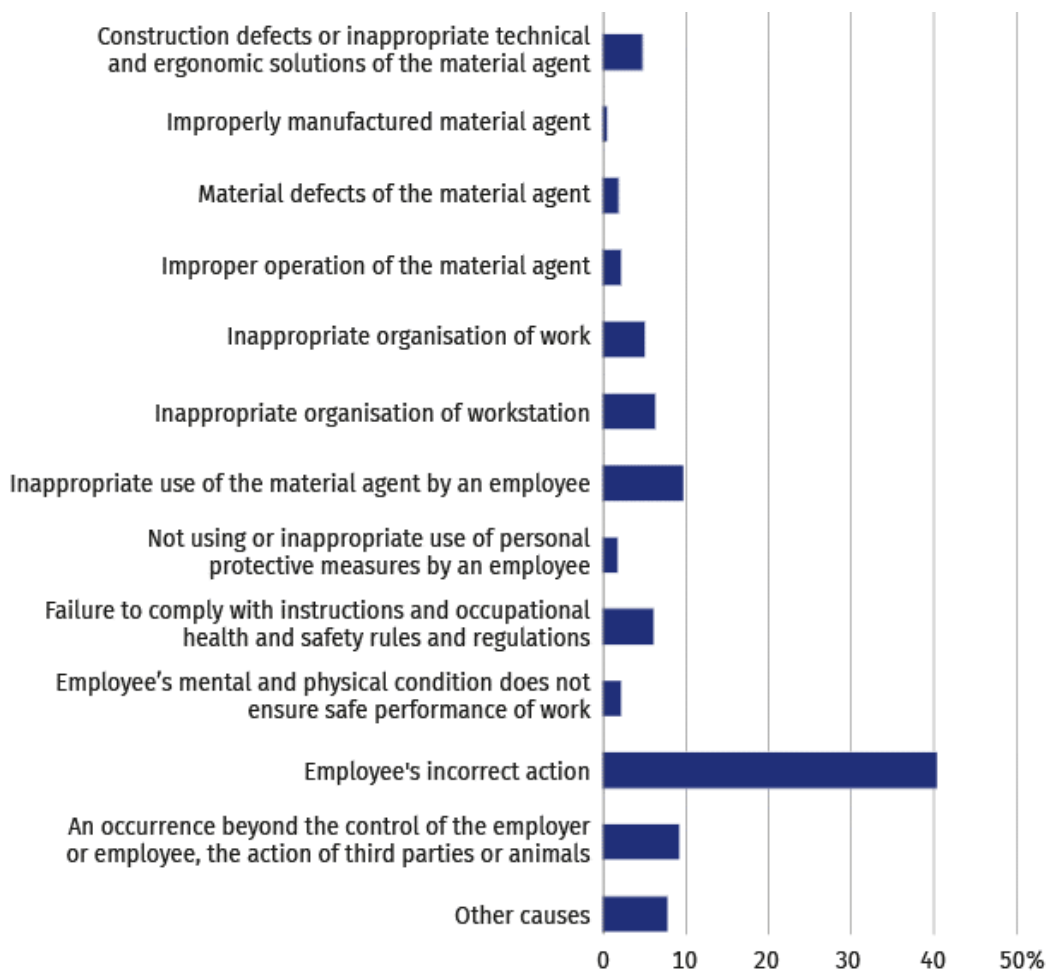
The highest incidence rate was recorded in the Mining and quarrying, section the lowest in the section Information and communication

**Chart 2. Persons injured in accidents at work by contact-modes of injury in the first half of 2023**




Horizontal or vertical impact with or against a stationary object was the prevalent group of contact-modes of injuries (30.4%)

**Chart 3. Causes of accidents at work in January-September 2023**



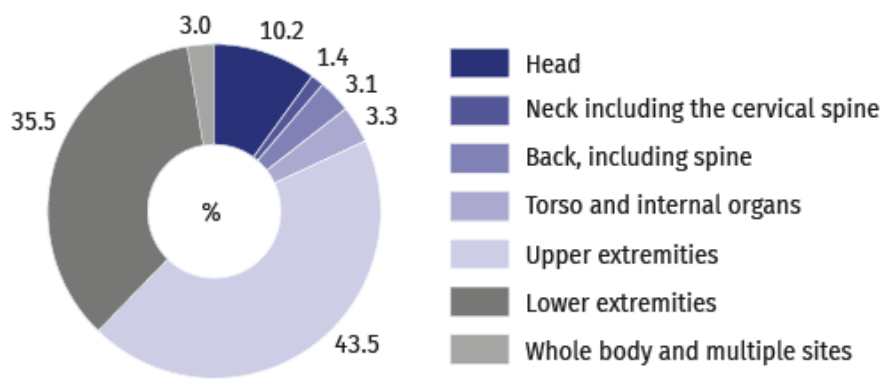
Employee's incorrect action was the cause of 40.7% of the accidents at work

**Chart 4. Persons injured in accidents at work by a specific physical activity performed by the victim at the time of the accident in January-September 2023**



Movement was the most frequent specific physical activity performed by the victim at the time of the accident (38.7%)

**Chart 5. Persons injured in accidents at work by part of body injure in January-September 2023**



79.0% of the persons injured in accidents at work sustained an extremity injury

Tables are available on the website in .xlsx format.

When citing data from the Statistics Poland please provide the following information: "Statistics Poland's data". When publishing calculations made on data published by the Statistics Poland, provide the following information: "Own study based on the Statistics Poland's data".

## METHODOLOGICAL NOTES

The publication includes information on **accidents at work of persons employed in the national economy** excluding budgetary entities conducting activity within the scope of the national defence and public safety for which information on accidents at work concerns only civilian employees.

Data regarding **accidents at work, excluding private farms in agriculture** are obtained from the "Z-KW Statistical accident report" and cover all accidents at work, as well as accidents considered equivalent to accidents at work, regardless whether incapacity for work was reported (due to hospitalisation of an injured person, or rejection of a sick leave, etc.).

**Data on accidents at work on private farms in agriculture** were compiled on the basis of reports of the Agricultural Social Insurance Fund (ASIF) and are related only to the accidents in respect of which one-off compensations were granted in a given period.

Each accident, regardless whether the victim was injured during a single or multiple casualty incident, is counted as one accident at work.

**Incidence rate** is the number of persons injured per 1,000 persons employed. The ratio was calculated using the average number of employed persons expressed as an arithmetic mean for two consecutive dates, as of 31 December of the previous year and 30 September of the current year.

Information on **days lost** includes the total number of calendar days of incapacity for work due to work-related accidents, estimated on the basis of sick leaves.

The methodology of the survey on accidents at work is explained in more detail in the annual publication titled "Accidents at work", available on the website of [Statistics Poland](#).

The data presented in this release are preliminary. The final data covering the year January-September 2023 will be available in a publication coming out in November 2024.

Prepared by:  
**Statistical Office in Gdańsk**

**Director Jerzy Auksztol**

Office: phone (+48 58) 76 83 130

Issued by:  
**The Spokesperson for the President  
of Statistics Poland**


**Karolina Banaszek**

Mobile: (+48) 695 255 011


#### **Press Office**


Office: phone (+48 22) 608 34 91, 22 608 38 04


**e-mail: [obslugaprasowa@stat.gov.pl](mailto:obslugaprasowa@stat.gov.pl)**


 [www.stat.gov.pl/en/](http://www.stat.gov.pl/en/)

 @StatPoland

 @GlownyUrzadStatystyczny

 gus\_stat

 glownyurządstatystycznygus

 glownyurządstatystyczny

#### **Related information**

[Accidents at work in 2022](#)

[Accidents at work in the first half of 2023—preliminary data](#)

[Other studies regarding working conditions](#)

#### **Data available in databases**

[Local Data Bank -> Labour Market -> Working Conditions](#)