

Accidents at work in the first quarter of 2021 – preliminary data

10.06.2021



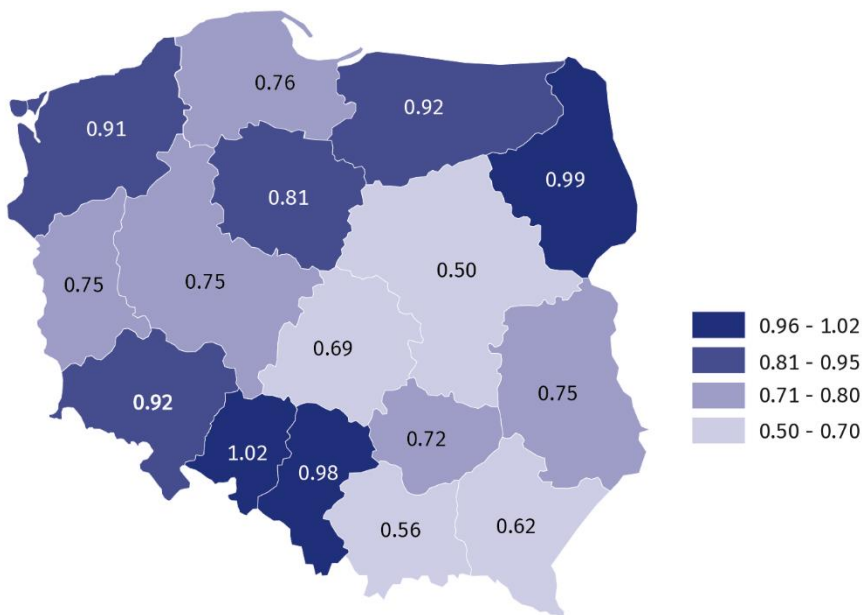
10,891 persons injured in accidents at work were reported in the first quarter of 2021, by 23.0% fewer than in the first quarter of 2020. The number of injured persons per 1,000 employed persons (the incidence rate) also decreased from 1.04 to 0.81 respectively.

Fatal accident victims accounted for 0.4% of all persons injured, while persons injured in serious accidents at work – 0.6% (a 0.2 percentage point increase both in fatal and serious accidents as compared to the first quarter of 2020). However, the number of persons injured in accidents with other effects decreased by 23.3%

The highest incidence rates were recorded for Opolskie (1.02), Podlaskie (0.99) and Śląskie (0.98) Voivodships, the lowest for Mazowieckie (0.50), Małopolskie (0.56) and Podkarpackie (0.62).

The number of persons injured in accidents at work and the incidence rate decreased compared to the first quarter of 2020

Map 1. Persons injured in accidents at work per 1,000 employed persons ^a in the first quarter of 2021 (excluding private farms in agriculture)

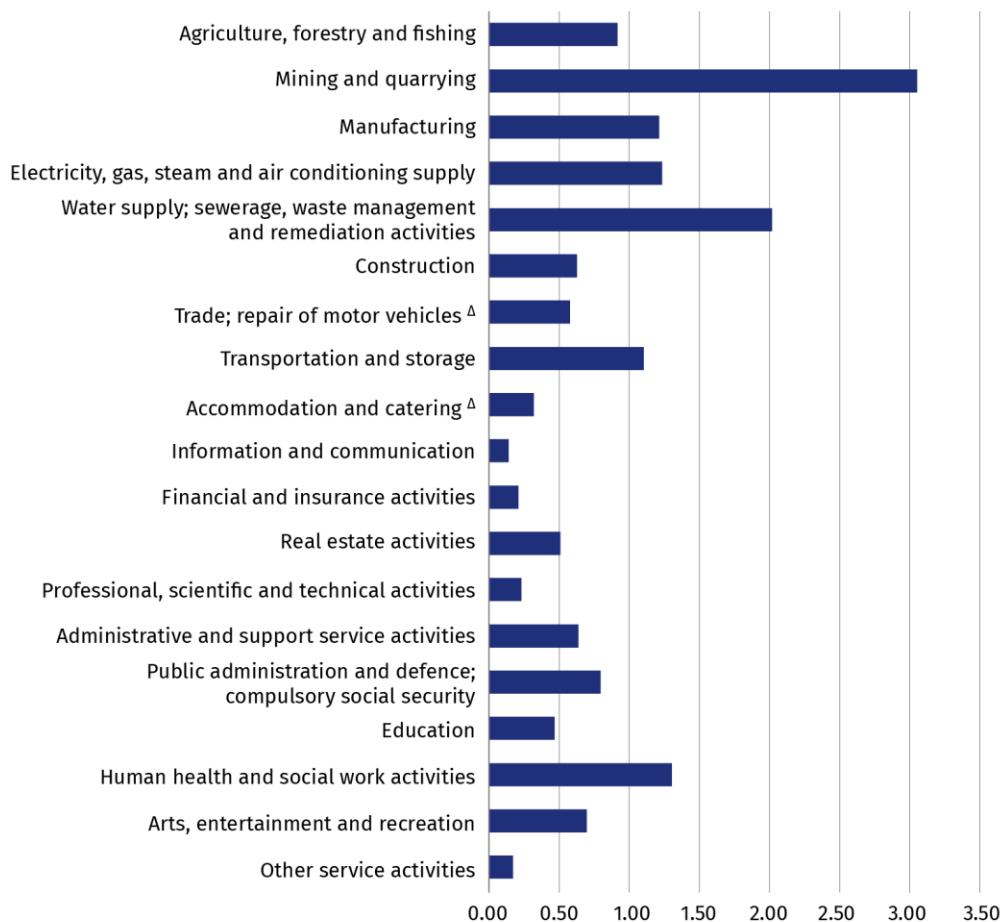


The highest incidence rate was recorded for Opolskie Voivodship, whereas the lowest for Mazowieckie

^a Preliminary data on the number of employees were used to calculate the incidence rate; civilian employees of budgetary entities conducting activity within the scope of national defence and public safety were not included in the breakdown by voivodships.

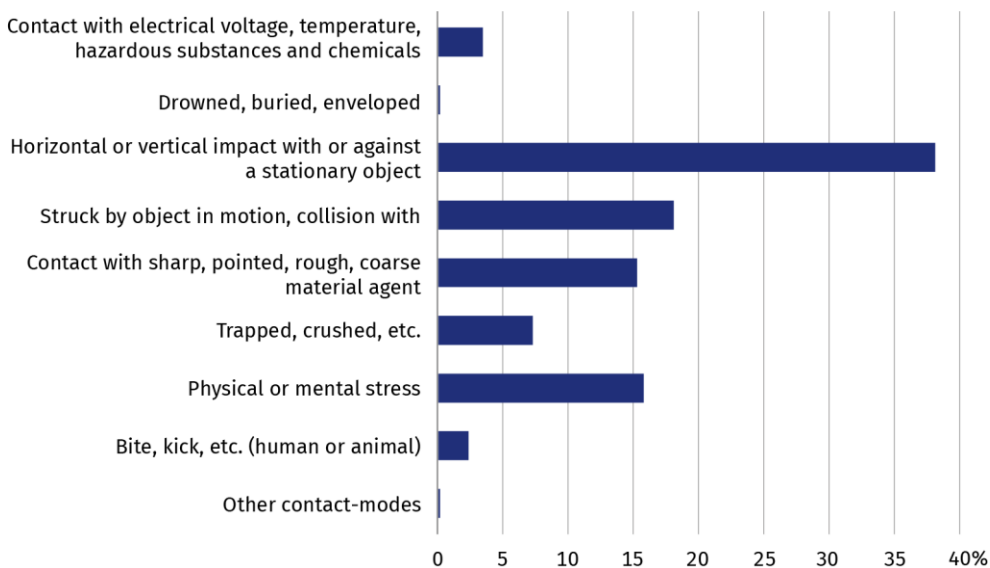
In the breakdown by types of economic activity, the highest incidence rate was recorded in the sections: mining and quarrying (3.07), water supply; sewerage, waste management and remediation activities (2.03) and human health and social work activities (1.31), while the lowest in the sections: information and communication (0.14), other service activities (0.17) and financial and insurance activities (0.21).

Chart 1. Persons injured in accidents at work per 1,000 employed persons by sections in the first quarter of 2021 (excluding private farms in agriculture)



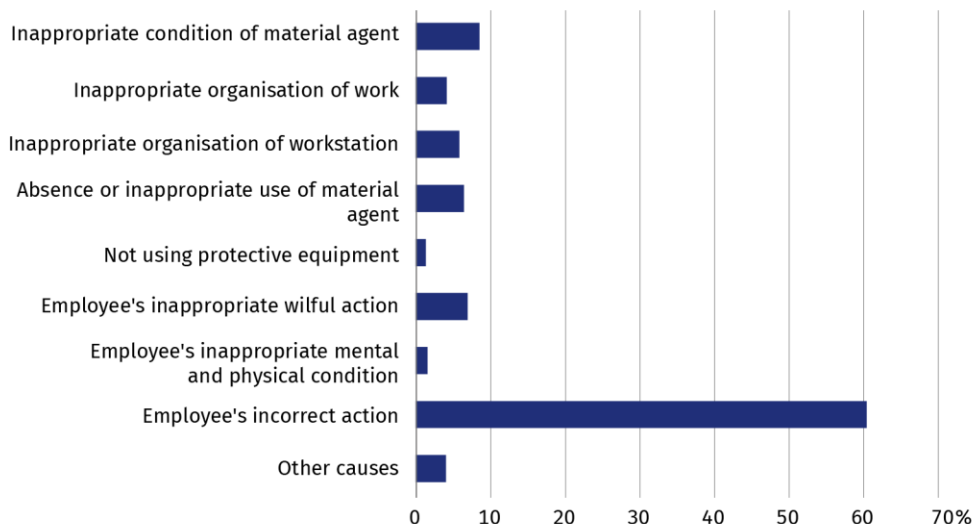
The highest incidence rate was recorded in the section mining and quarrying, the lowest in the section information and communication

Chart 2. Persons injured in accidents at work in the first quarter of 2021 by contact-modes of injuries



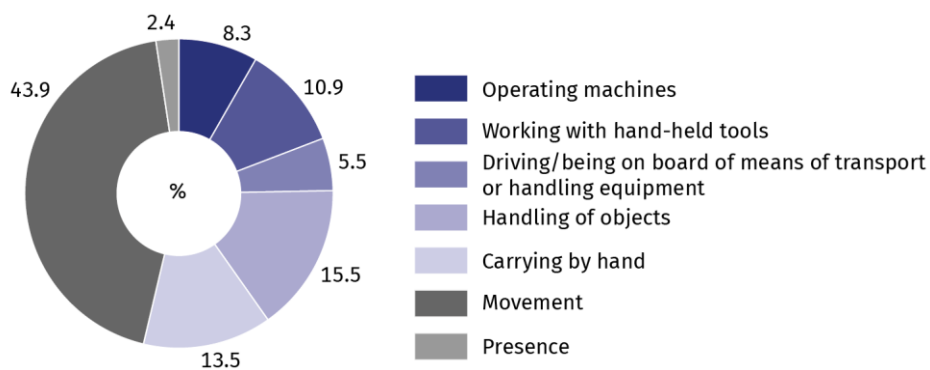
Horizontal or vertical impact with or against a stationary object was the prevalent group of contact-modes of injuries (38.0%)

Chart 3. Causes of accidents at work in the first quarter of 2021



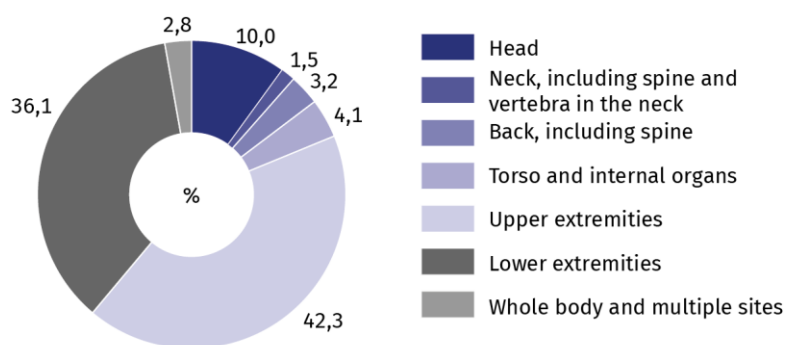
Employee's incorrect action was the cause of 60.7% of the accidents at work

Chart 4. Persons injured in accidents at work in the first quarter of 2021 by specific physical activities performed by the victim at the time of the accident



Movement was the most frequent specific physical activity performed by the victim at the time of the accident (43.9%)

Chart 5. Persons injured in accidents at work in the first quarter of 2021 by part of body injured



78.4% of the persons injured in accidents at work sustained an extremity injury

TABLE ANNEX
Table 1. Persons injured in accidents at work ¹ by sections in the first quarter of 2021

SPECIFICATION a – total b – per 1,000 employed persons ²	Total	In accidents			Of total number - women	Days lost		
		fatal	serious	with other effect		total	per person injured ³	
TOTAL	a	10891	48	63	10780	4167	295362	27.2
	b	0.81	0.00	0.00	0.81	•	21.88	•
Agriculture, forestry and fishing	a	161	1	2	158	27	4872	30.5
	b	0.92	0.01	0.01	0.90	•	27.74	•
Mining and quarrying	a	455	5	2	448	10	16155	35.9
	b	3.07	0.03	0.01	3.03	•	109.04	•
Manufacturing	a	3492	11	25	3456	833	96300	27.7
	b	1.22	0.00	0.01	1.21	•	33.63	•
Electricity, gas, steam and air conditioning supply	a	136	1	1	134	11	3794	28.1
	b	1.24	0.01	0.01	1.22	•	34.47	•
Water supply; sewerage, waste management and remediation activities	a	341	3	3	335	42	10102	29.8
	b	2.03	0.02	0.02	1.99	•	60.23	•
Construction	a	572	8	10	554	20	21410	37.9
	b	0.63	0.01	0.01	0.61	•	23.69	•
Trade; repair of motor vehicles ^Δ	a	1410	5	7	1398	733	36351	25.9
	b	0.58	0.00	0.00	0.58	•	14.93	•
Transportation and storage	a	1037	6	3	1028	302	26996	26.1
	b	1.11	0.01	0.00	1.10	•	28.91	•
Accommodation and catering ^Δ	a	92	1	1	90	58	2462	27.1
	b	0.32	0.00	0.00	0.32	•	8.50	•
Information and communication	a	55	-	-	55	21	1245	22.6
	b	0.14	•	•	0.14	•	3.28	•
Financial and insurance activities	a	77	-	-	77	52	2240	29.1
	b	0.21	•	•	0.21	•	6.20	•
Real estate activities	a	104	-	1	103	42		32.4
	b	0.51	•	0.00	0.51	•	16.45	•
Professional, scientific and technical activities	a	159	1	1	157	76	3368	20.4
	b	0.23	0.00	0.00	0.23	•	4.66	•
Administrative and support service activities	a	360	2	1	357	144	8764	24.5
	b	0.64	0.00	0.00	0.64	•	15.54	•
Public administration and defence; compulsory social security	a	532	1	1	530	327	13636	25.6
	b	0.80	0.00	0.00	0.80	•	20.53	•

1 Reported in a given period; excluding accidents on private farms in agriculture.

2 Preliminary data on the number of employed persons were used to calculate the incidence rate (verse b).

3 Excluding persons injured in fatal accidents and the number of days of their incapacity for work.

Table 1. Persons injured in accidents at work ¹ by sections in the first quarter of 2021 (cont.)

SPECIFICATION a – total b – per 1,000 employed persons ²	Total	In accidents			Of total number - women	Days lost		
		fatal	serious	with other effect		total	per person injured ³	
Education	a	568	2	2	564	452	14305	25.3
	b	0.47	0.00	0.00	0.47	•	11.78	•
Human health and social work activities	a	1182	1	2	1179	943	25640	21.7
	b	1.31	0.00	0.00	1.31	•	28.48	•
Art. entertainment and recreation	a	110	-	-	110	54	3213	29.2
	b	0.70	•	•	0.70	•	20.41	•
Other service activities	a	48	-	1	47	20	1263	26.3
	b	0.17	•	0.00	0.17	•	4.37	•

1 Reported in a given period; excluding accidents on private farms in agriculture.

2 Preliminary data on the number of employed persons were used to calculate the incidence rate (verse b).

3 Excluding persons injured in fatal accidents and the number of days of their incapacity for work.

Table 2. Persons injured in accidents at work ¹ by voivodships in the first quarter of 2021

SPECIFICATION a – total b – per 1,000 employed persons ²	Total	In accidents			Of total number - women	Days lost		
		fatal	serious	with other effect		total	per person injured ³	
POLAND	a	10891	48	63	10780	4167	295362	27.2
	b	0.81	0.00	0.00	0.81	•	21.88	•
Dolnośląskie	a	1034	4	10	1020	435	26728	25.9
	b	0.92	0.00	0.01	0.91	•	23.81	•
Kujawsko-Pomorskie	a	565	3	4	558	193	14602	26.0
	b	0.81	0.00	0.01	0.80	•	20.89	•
Lubelskie	a	533	2	1	530	215	15599	29.3
	b	0.75	0.00	0.00	0.75	•	22.07	•
Lubuskie	a	259	-	3	256	118	6314	24.4
	b	0.75	•	0.01	0.74	•	18.35	•
Łódzkie	a	649	1	4	644	262	16424	25.3
	b	0.69	0.00	0.00	0.69	•	17.55	•
Małopolskie	a	752	5	5	742	343	18385	24.6
	b	0.56	0.00	0.00	0.56	•	13.75	•
Mazowieckie	a	1285	5	4	1276	540	34514	26.9
	b	0.50	0.00	0.00	0.50	•	13.56	•
Opolskie	a	323	1	3	319	107	8891	27.6
	b	1.02	0.00	0.01	1.01	•	28.18	•

1 Reported in a given period; excluding accidents on private farms in agriculture.

2 Preliminary data on the number of employed persons were used to calculate the incidence rate (verse b); civilian employees of budgetary entities conducting activity within the scope of national defence and public safety were not included in the breakdown by voivodships.

3 Excluding persons injured in fatal accidents and the number of days of their incapacity for work.

Table 2. Persons injured in accidents at work ¹ by voivodships in the first quarter of 2021 (cont.)

SPECIFICATION a – total b – per 1,000 employed persons ²	Total	In accidents			Of total number - women	Days lost		
		fatal	serious	with other effect		total	per person injured ³	
Podkarpackie	a	463	3	1	459	172	13353	29.0
	b	0.62	0.00	0.00	0.62	•	17.93	•
Podlaskie	a	382	-	1	381	122	13240	34.7
	b	0.99	•	0.00	0.99	•	34.44	•
Pomorskie	a	656	4	12	640	220	18960	29.1
	b	0.76	0.00	0.01	0.75	•	22.01	•
Śląskie	a	1689	10	4	1675	548	46715	27.8
	b	0.98	0.01	0.00	0.97	•	27.14	•
Świętokrzyskie	a	298	-	2	296	127	8295	27.8
	b	0.72	•	0.00	0.72	•	20.18	•
Warmińsko-Mazurskie	a	393	-	2	391	156	11528	29.3
	b	0.92	•	0.00	0.92	•	27.06	•
Wielkopolskie	a	1107	7	7	1093	417	28771	26.2
	b	0.75	0.00	0.00	0.75	•	19.43	•
Zachodniopomorskie	a	503	3	-	500	192	13043	26.0
	b	0.91	0.01	•	0.90	•	23.54	•

1 Reported in a given period; excluding accidents on private farms in agriculture.

2 Preliminary data on the number of employed persons were used to calculate the incidence rate (verse b); civilian employees of budgetary entities conducting activity within the scope of national defence and public safety were not included in the breakdown by voivodships.

3 Excluding persons injured in fatal accidents and the number of days of their incapacity for work.

Table 3. Persons injured in accidents at work ^a on private farms in agriculture by contact-modes of injuries in the first quarter of 2021

SPECIFICATION	Total	Fall of		Persons run over, hit or caught by a moving means of transport	Persons caught or hit by moving parts of machinery and equipment	Persons hit, crushed or bitten by animals	Impact of		Others
		persons	objects				extreme temperatures	harmful materials	
TOTAL	2654	1280	151	36	347	329	11	3	497
Of which fatal accidents	7	-	1	3	2	1	-	-	-

^a Concerns accidents in respect of which one-off compensations were granted.

Source: data of the Agricultural Social Insurance Fund.

Symbol (Δ) means that the names have been shortened in relation to the current classification. Their full names are available on the Statistics Poland website at: [https://stat.gov.pl/en/metainformations/classifications/#Polish Classification of Activities \(PKD\)](https://stat.gov.pl/en/metainformations/classifications/#Polish%20Classification%20of%20Activities%20(PKD))

(-) magnitude zero

(0.00) magnitude not zero, but less than 0.005 of a unit

Symbol (.) data not available, classified data (statistical confidentiality) or providing data impossible or purposeless

"Of which" indicates that not all elements of the sum are given

When citing data from the Statistics Poland please provide the following information: "Statistics Poland's data". When publishing calculations made on data published by the Statistics Poland, provide the following information: "Own study based on the Statistics Poland's data".

METHODOLOGICAL NOTES

The publication includes information on **accidents at work of persons employed in the national economy** excluding budgetary entities conducting activity within the scope of the national defence and public safety for which information on accidents at work concerns only civilian employees.

Data regarding **accidents at work, excluding private farms in agriculture**, are obtained from "Statistical accident report" Z-KW and cover all accidents at work, as well as accidents considered equivalent to accidents at work, regardless whether incapacity for work was reported (due to hospitalisation of an injured person, or rejection of a sick leave, etc.).

Data on accidents at work on private farms in agriculture were compiled on the basis of reports of the Agricultural Social Insurance Fund (ASIF) and are related only to the accidents for which one-off compensations were granted in a given period.

Each accident, regardless whether the victim was injured during a single or multiple casualty incident, is counted as one accident at work.

Incidence rate is the number of persons injured per 1,000 persons employed. The ratio was calculated using the average number of employed persons expressed as an arithmetic mean for two dates (as of 31 December of the previous year and 31 March of the current year).

Information on **days lost includes the total number of calendar days** of incapacity for work due to work-related accidents, estimated on the basis of sick leaves.

Pursuant to art. 3 of the Act of 30 October 2002 on Social Insurance in Respect of Accidents at Work and Occupational Diseases (uniform text Journal of Laws of 2019, item 1205):

- **accident at work** is understood as a sudden incident, caused by external reason, leading to injury or death, which occurred in connection with work:
 - 1) during or in connection with performance of ordinary activities or instructions by the employee and activities for the employers, even without instructions;
 - 2) when the employee remains at the disposal of the employer on the way between the seat of the employer and the place of performing the obligation arising from the employment relationship.
- every accident is treated **equally to an accident at work**, as regards entitlement to benefits defined in the law on social insurance against accidents at work and occupational diseases, if the employee had such an accident: during a business trip; during training within the scope of the national self-defence; when performing tasks ordered by trade union organisations operating at the employer's.
- **accident at work is also understood** as a sudden incident, causing injury or death, which happened within the term of accident insurance in the course of: practising sports during competitions and training by a person receiving sport scholarship; performance of paid work while serving the sentence of imprisonment or temporary detentions; exercising the mandate of a Deputy or Senator who receives a salary; doing – on the basis of appointment issued by powiat labour office or other supervising entity – training or internship connected with a scholarship received by school leavers; performance of work by members of agricultural producers' cooperatives, farmers' cooperatives and by other persons treated equally to members of cooperative, for the benefit of these cooperatives; performance or cooperation in performance of work on the basis of agency agreements, contracts of mandate or contracts of services; performance of usual activities related to running, or cooperation in running, a non-agricultural economic activity; performance of religious activities or activities connected with entrusted pastoral or monastic functions by clergymen; serving supplementary forms of military service; education of students receiving scholarship at the National School of Public Administration.

Fatal accident at work is an accident which leads to the death of a victim at the site of the accident or within 6 months of the accident.

Serious accident at work is an accident which results in serious bodily harm, i.e. loss of sight, hearing, speech, ability to procreate, other bodily harm or health-related problems, which disrupts primary bodily functions or results in an incurable and life-threatening disease, permanent mental illness, a permanent, total or significant incapacity for work in the occupation, or a permanent significant disfigurement or distortion of the body.

The methodology of the survey on accidents at work is explained in more detail in the annual publication titled "Accidents at work", available on the website of Statistics Poland at: <https://stat.gov.pl/en/topics/labour-market/working-conditions-accidents-at-work/accidents-at-work-in-2019,3,13.html>

The data presented in this release are preliminary. The final data covering the year 2021 will be available in a publication coming out in November 2022.

Prepared by:

Statistical Office in Gdańsk
Director Jerzy Auksztol

Office: phone (+48 58) 76 83 130

Issued by :

The Spokesperson for the President
of Statistics Poland

Karolina Banaszek

Mobile: (+48) 695 255 011

Press Office

Office: phone (+48 22) 608 34 91. 608 38 04

e-mail: obslugaprasowa@stat.gov.pl



www.stat.gov.pl/en/



[@StatPoland](https://twitter.com/StatPoland)



[@GlownyUrzadStatystyczny](https://www.facebook.com/GlownyUrzadStatystyczny)

Related information

[Accidents at work in 2019](#)

[Accidents at work in 2020 – preliminary data](#)

[Other studies regarding working conditions](#)

Data available in databases

[Local Data Bank -> Labour Market -> Worknig Conditions](#)