

# Accidents at work in 2019 - preliminary data

31.03.2020

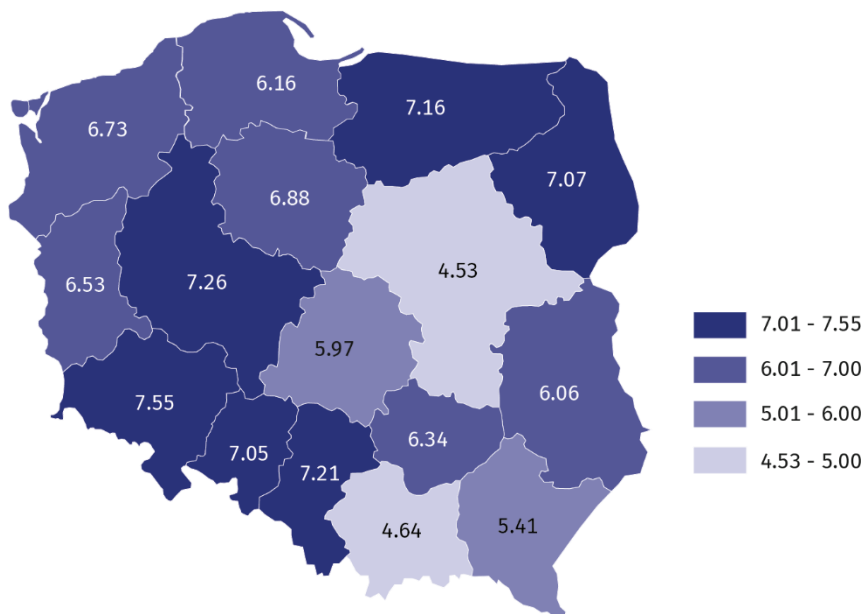


83,205 persons injured in accidents at work were reported in 2019, by 1.3% fewer than in 2018. The number of injured persons per 1,000 employed persons also decreased (the so-called incidence rate) from 6.37 in 2018 to 6.15 in 2019.

In 2019, fatal accident victims accounted for 0.2% of all persons injured (as in 2018). On the other hand, both the number of persons injured in serious accidents and in accidents with other effects decreased (by 24.6% and 1.1% respectively).

The highest incidence rates were recorded for the following Voivodships: Dolnośląskie (7.55), Wielkopolskie (7.26) and Śląskie (7.21), whereas the lowest for Mazowieckie (4.53) and Małopolskie (4.64).

**Map 1. Persons injured in accidents at work per 1,000 employed persons<sup>a</sup> in 2019 (excluding private farms in agriculture)**



Persons injured in accidents at work and incidence rate decreased compared to 2018

The highest incidence rate was recorded for Dolnośląskie Voivodship, whereas the lowest for Mazowieckie

<sup>a</sup> Preliminary data on the number of employees were used to calculate the incidence rate; in breakdown by voivodships, civilian employees of budgetary entities conducting activity within the scope of national defence and public safety were excluded.

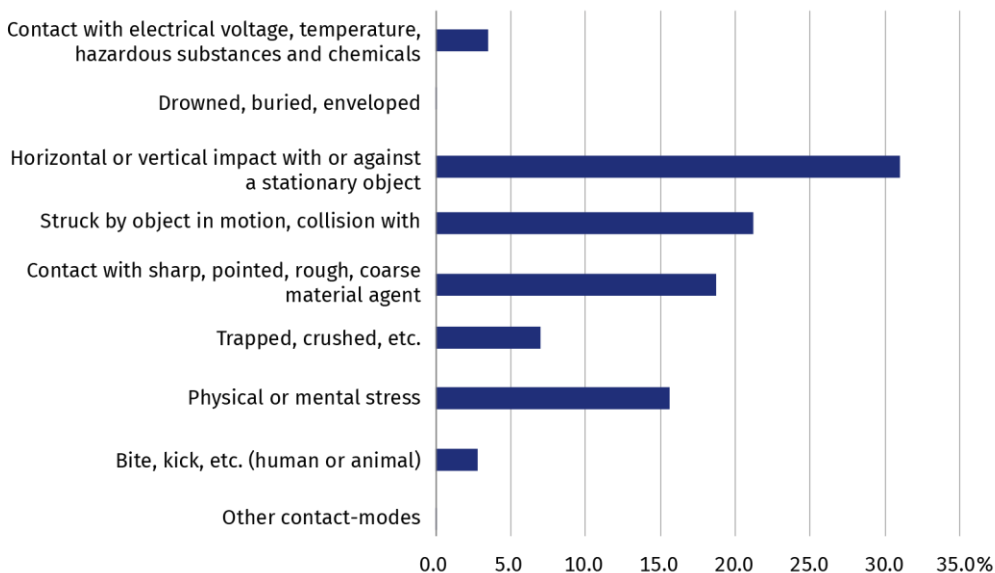
In the breakdown by type of economic activity, the highest incidence rate was recorded in the sections: mining and quarrying (15.68), water supply; sewerage, waste management and remediation activities (13.83), human health and social work activities (10.04), while the lowest in the sections: information and communication (1.22), other service activities (1.62) and professional, scientific and technical activities (1.72).

**Chart 1. Persons injured in accidents at work per 1,000 employed persons by sections in 2019 (excluding private farms in agriculture)**



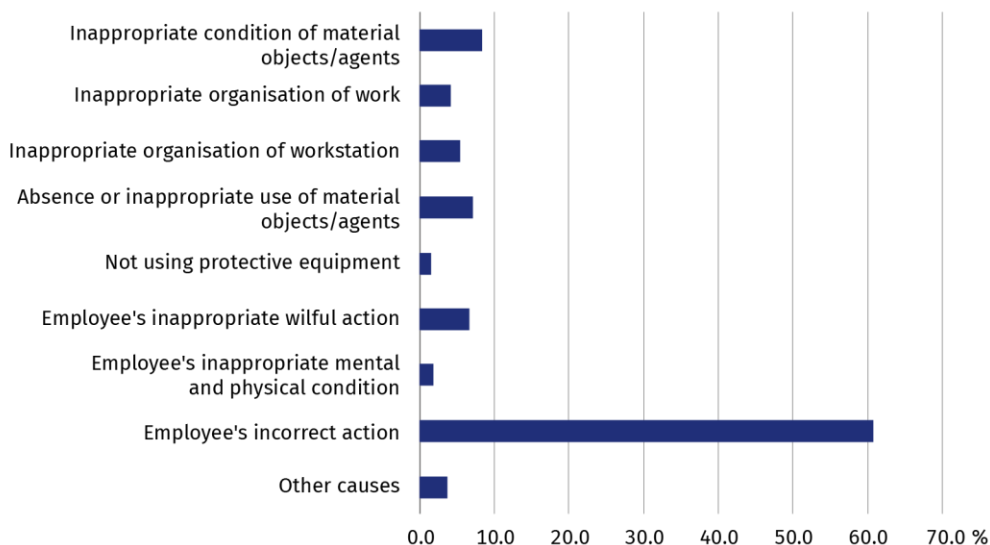
The highest incidence rate was recorded in the section mining and quarrying while the lowest in the section information and communication

**Chart 2. Persons injured in accidents at work by contact-modes of injuries in 2019**



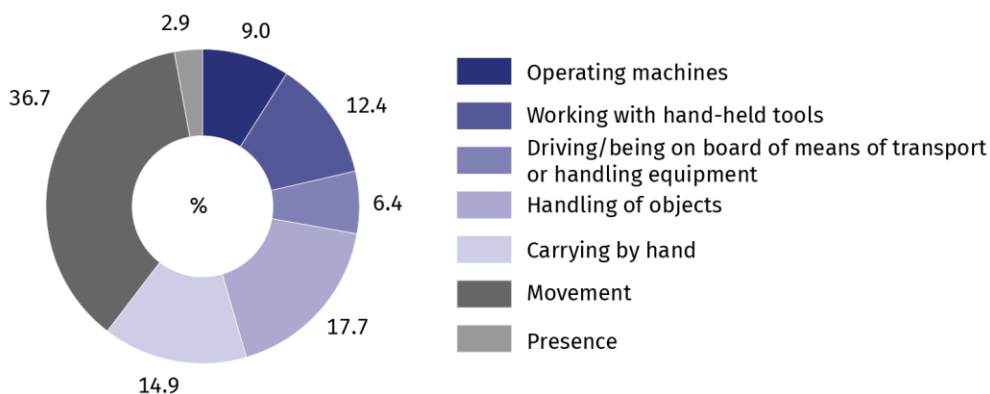
The predominating group of contact-modes of injury was horizontal or vertical impact with or against a stationary object (31.0%)

**Chart 3. Causes of the accidents at work in 2019**



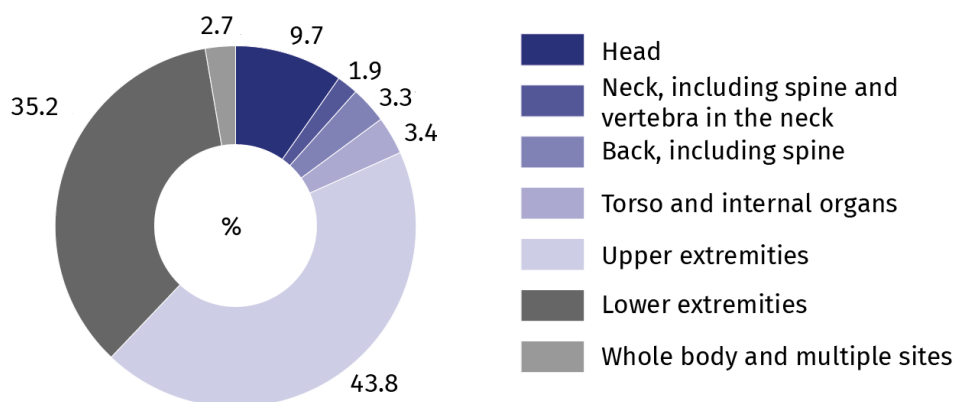
Employee's incorrect action was the cause of 60.8% of the accidents at work

**Chart 4. Persons injured in accidents at work by specific physical activities performer by the victim at the time of the accident in 2019**



Movement was the most frequent specific physical activity performed by the victim at the time of the accident (36.7%)

**Chart 5. Persons injured in accidents at work by part of body injured in 2019**



79.0% of the persons injured in accidents at work sustained extremity injury

**TABLE ANNEX**

**Table 1. Persons injured in accidents at work <sup>1</sup> by sections and selected PKD (NACE) divisions in 2019**

SPECIFICATION a – total b – per 1,000 employed persons <sup>2</sup>	Total	In accidents			Of total number - women	Days lost		
		fatal	serious	with other effect		total	per 1 person injured <sup>3</sup>	
<b>TOTAL</b>	<b>a</b>	<b>83205</b>	<b>184</b>	<b>390</b>	<b>82631</b>	<b>31727</b>	<b>3010009</b>	<b>36.2</b>
	<b>b</b>	<b>6.15</b>	<b>0.01</b>	<b>0.03</b>	<b>6.11</b>	<b>x</b>	<b>222.50</b>	<b>x</b>
Agriculture, forestry and fishing	a	1015	9	19	987	210	46685	46.4
	b	5.49	0.05	0.10	5.34	x	252.42	x
of which crop and animal production, hunting, including service activities <sup>4</sup>	a	614	2	10	602	155	28837	47.1
Mining and quarrying	a	2407	20	10	2377	35	151278	63.3
	b	15.68	0.13	0.07	15.48	x	985.53	x
of which mining of hard coal	a	1512	13	5	1494	21	100147	66.8
Manufacturing	a	28121	30	197	27894	6603	1054913	37.5
	b	9.74	0.01	0.07	9.66	x	365.48	x
Electricity, gas, steam and air conditioning supply	a	646	2	3	641	50	31096	48.1
	b	5.72	0.02	0.03	5.67	x	275.26	x
Water supply; sewerage, waste management and remediation activities	a	2261	9	14	2238	187	90245	40.1
	b	13.83	0.06	0.09	13.68	x	551.95	x
Construction	a	4743	44	41	4658	115	222975	47.4
	b	5.30	0.05	0.05	5.20	x	249.37	x
Trade; repair of motor vehicles <sup>Δ</sup>	a	10492	11	36	10445	5310	337333	32.2
	b	4.30	0.00	0.01	4.29	x	138.13	x
Transportation and storage	a	7047	27	27	6993	1874	265913	37.9
	b	7.79	0.03	0.03	7.73	x	293.94	x
Accommodation and catering <sup>Δ</sup>	a	1220	1	2	1217	730	33376	27.4
	b	4.15	0.00	0.01	4.14	x	113.52	x
Information and communication	a	444	1	1	442	165	13020	29.4
	b	1.22	0.00	0.00	1.22	x	35.82	x
Financial and insurance activities	a	844	2	-	842	638	22894	27.2
	b	2.24	0.01	-	2.23	x	60.80	x
Real estate activities	a	776	2	3	771	315	31760	41.0
	b	3.74	0.01	0.01	3.72	x	153.13	x
Professional, scientific and technical activities	a	1175	3	4	1168	602	34125	29.1
	b	1.72	0.00	0.01	1.71	x	50.01	x

1 Reported in a given period; excluding accidents on private farms in agriculture.

2 To calculate the incidence rate (verse b), preliminary data on the number of employed persons were used.

3 Excluding persons injured in fatal accidents and the number of days of their incapacity for work.

4 Excluding the group "Hunting, trapping and related service activities".

**Table 1. Persons injured in accidents at work <sup>1</sup> by sections and selected PKD (NACE) divisions (cont.)**

SPECIFICATION a – total b – per 1,000 employed persons <sup>2</sup>		Total	In accidents			Of total number - women	Days lost	
			fatal	serious	with other effect		total	per 1 person injured <sup>3</sup>
Administrative and support service activities	a	3575	7	16	3552	1316	121786	34.1
	b	6.28	0.01	0.03	6.24	x	213.99	x
Public administration and defence; compulsory social security	a	3511	5	8	3498	1999	115542	33.0
	b	5.27	0.01	0.01	5.25	x	173.39	x
Education	a	4683	6	2	4675	3683	154989	33.1
	b	3.89	0.00	0.00	3.89	x	128.86	x
Human health and social work activities	a	9027	2	5	9020	7234	239669	26.6
	b	10.04	0.00	0.01	10.03	x	266.68	x
Arts, entertainment and recreation	a	748	3	-	745	377	25801	34.6
	b	4.74	0.02	-	4.72	x	163.53	x
Other service activities	a	470	-	2	468	284	16609	35.3
	b	1.62	-	0.01	1.61	x	57.41	x

1 Reported in a given period; excluding accidents on private farms in agriculture.

2 To calculate the incidence rate (verse b), preliminary data on the number of employed persons were used.

3 Excluding persons injured in fatal accidents and the number of days of their incapacity for work.

**Table 2. Persons injured in accidents at work <sup>1</sup> by voivodships in 2019**

SPECIFICATION a – total b – per 1,000 employed persons <sup>2</sup>		Total	In accidents			Of total number - women	Days lost	
			fatal	serious	with other effect		total	per 1 person injured <sup>3</sup>
<b>POLAND</b>	a	<b>83205</b>	<b>184</b>	<b>390</b>	<b>82631</b>	<b>31727</b>	<b>3010009</b>	<b>36.2</b>
	b	<b>6.15</b>	<b>0.01</b>	<b>0.03</b>	<b>6.11</b>	<b>x</b>	<b>222.50</b>	<b>x</b>
Dolnośląskie	a	8159	12	29	8118	3195	275598	33.8
	b	7.55	0.01	0.03	7.51	x	255.05	x
Kujawsko-pomorskie	a	4501	8	29	4464	1653	155549	34.6
	b	6.88	0.01	0.04	6.83	x	237.61	x
Lubelskie	a	3362	6	16	3340	1307	148159	44.1
	b	6.06	0.01	0.03	6.02	x	267.00	x
Lubuskie	a	2154	8	14	2132	816	74720	34.8
	b	6.53	0.02	0.04	6.47	x	226.54	x
Łódzkie	a	5090	6	17	5067	2087	194831	38.3
	b	5.97	0.01	0.02	5.94	x	228.57	x
Małopolskie	a	5486	10	25	5451	2394	194105	35.4
	b	4.64	0.01	0.02	4.61	x	164.31	x
Mazowieckie	a	10789	30	35	10724	4534	368830	34.3
	b	4.53	0.01	0.01	4.51	x	154.77	x
Opolskie	a	2086	6	25	2055	666	74877	36.0
	b	7.05	0.02	0.08	6.95	x	253.03	x

1 Reported in a given period; excluding accidents on private farms in agriculture.

2 To calculate the incidence rate (verse b) preliminary data on the number of employed persons were used; in breakdown by voivodships, civilian employees of budgetary entities conducting activity within the scope of national defence and public safety were excluded.

3 Excluding persons injured in fatal accidents and the number of days of their incapacity for work.

**Table 2. Persons injured in accidents at work <sup>1</sup> by voivodships in 2019 (cont.)**

SPECIFICATION a – total b – per 1,000 employed persons <sup>2</sup>	Total	In accidents			Of total number - women	Days lost		
		fatal	serious	with other effect		total	per 1 person injured <sup>3</sup>	
Podkarpackie	a	3331	10	18	3303	1337	133195	40.1
	b	5.41	0.02	0.03	5.36	x	216.47	x
Podlaskie	a	2253	6	7	2240	768	89324	39.7
	b	7.07	0.02	0.02	7.03	x	280.21	x
Pomorskie	a	5148	7	19	5122	1889	183243	35.6
	b	6.16	0.01	0.02	6.13	x	219.19	x
Śląskie	a	12150	32	60	12058	4027	481963	39.7
	b	7.21	0.02	0.04	7.15	x	286.07	x
Świętokrzyskie	a	2168	8	14	2146	846	86020	39.8
	b	6.34	0.02	0.04	6.28	x	251.75	x
Warmińsko-mazurskie	a	2862	9	14	2839	1146	100398	35.2
	b	7.16	0.02	0.04	7.10	x	251.18	x
Wielkopolskie	a	10040	21	55	9964	3611	327967	32.7
	b	7.26	0.02	0.04	7.20	x	237.19	x
Zachodniopomorskie	a	3626	5	13	3608	1451	121230	33.4
	b	6.73	0.01	0.02	6.70	x	225.11	x

1 Reported in a given period; excluding accidents on private farms in agriculture.

2 To calculate the incidence rate (verse b) preliminary data on the number of employed persons were used; in breakdown by voivodships, civilian employees of budgetary entities conducting activity within the scope of national defence and public safety were excluded.

3 Excluding persons injured in fatal accidents and the number of days of their incapacity for work.

**Table 3. Persons injured in accidents at work <sup>a</sup> on private farms in agriculture by contact-modes of injuries in 2019**

SPECIFICATION	Total	Falling		Persons run over, hit or caught by a moving means of transport	Persons caught or hit by moving parts of machinery and equipment	Persons hit, crushed or bitten by animals	Impact of		Other
		persons	objects				extreme temperatures	harmful materials	
<b>TOTAL</b>	<b>10295</b>	<b>4975</b>	<b>674</b>	<b>145</b>	<b>1222</b>	<b>1236</b>	<b>60</b>	<b>8</b>	<b>1975</b>
Of which fatal accidents	57	6	15	12	5	2	-	-	17

<sup>a</sup> Concerns accidents for which one-time compensations were granted.

Source: data of the Agricultural Social Insurance Fund.

**Mark (Δ)** means that the names have been shortened in relation to the current classification, their full names are available on the Statistics Poland website at: [https://stat.gov.pl/en/metainformations/classifications/#Polish Classification of Activities \(PKD\)](https://stat.gov.pl/en/metainformations/classifications/#Polish%20Classification%20of%20Activities%20(PKD))

**Mark (-)** magnitude zero

**(0,00)** magnitude not zero, but less than 0.005 of a unit

**Mark (x)** not applicable

**„Of which”** indicates that not all elements of the sum are given

## METHODOLOGICAL NOTES

The publication includes information on **accidents at work of persons employed in the entire national economy** excluding budgetary entities conducting activity within the scope of the national defence and public safety for which information on accidents at work concerns only civilian employees.

Data regarding accidents at work, **excluding private farms in agriculture**, are obtained from "Statistical accident report" Z-KW and cover all accidents at work, as well as accidents considered equivalent to accidents at work, regardless whether incapacity for work was reported (due to hospitalisation of an injured person, or rejection of a sick leave, etc.).

**Data on accidents at work on private farms in agriculture** were compiled on the basis of reports of the Agricultural Social Insurance Fund (ASIF) and are related only to the accidents for which one-off compensations were granted in a given year.

Each accident, regardless whether the victim was injured during a single or multiple casualty incident, is counted as one accident at work.

**Incidence rate** is the number of persons injured per 1,000 persons employed. To calculate the ratio, the average number of working persons was assumed, expressed as an arithmetic mean for two consecutive years, as of 31 December, i.e. from the year preceding the surveyed year and from the surveyed year.

Information on **days lost includes the total number of calendar days** of incapacity for work due to work-related accidents, estimated on the basis of sick leaves.

**Accident at work** is understood as a sudden incident, caused by external reason, leading to injury or death, which occurred in connection with work:

- 1) during or in connection with performance of ordinary activities or instructions by the employee and activities for the employers, even without instructions;
- 2) when the employee remains at the disposal of the employer on the way between the seat of the employer and the place of performing the obligation arising from the employment relationship.

Every accident is treated **equally to an accident at work**, as regards entitlement to benefits defined in the law on social insurance against accidents at work and occupational diseases, if the employee had such accident: during a business trip; during training within the scope of the national self-defence; when performing tasks ordered by trade union organisations operating at the employer's.

**Accident at work is also understood** as a sudden incident, causing injury or death, which happened within the term of accident insurance in the course of: practising sports during competitions and training by a person receiving sport scholarship; performance of paid work while serving the sentence of imprisonment or temporary detentions; exercising the mandate of a Deputy or Senator who receive salaries; serving a mandate of the European Parliament member elected in the Republic of Poland; doing – on the basis of appointment issued by powiat labour office or other supervising entity – training or internship connected with a scholarship received by school leavers; performance of work by members of agricultural producers' cooperatives, farmers' cooperatives and by other persons treated equally to members of cooperatives, for the benefit of these cooperatives; performance or cooperation in performance of work on the basis of agency agreements, contracts of mandate or contracts of services; performance of usual activities related to running, or cooperation in running, a non-agricultural economic activity; performance of religious activities or activities connected with entrusted pastoral or monastic functions by clergymen; serving supplementary forms of military service; education of students receiving scholarship at the National School of Public Administration.

**Fatal accident at work** is an accident which leads to the death of a victim at the site of the accident or within 6 months of the accident.

**Serious accident at work** is an accident which results in serious bodily harm, i.e. loss of sight, hearing, speech, ability to procreate, other bodily harm or health-related problems, which disrupts primary bodily functions, or results in an incurable and life-threatening disease, permanent mental illness, a permanent, total or significant incapacity for work in the occupation, or a permanent significant disfigurement or distortion of the body.

The methodology of the survey on accidents at work is explained in more detail in the annual publication titled "Accidents at work", available on the website of Statistics Poland at:

<https://stat.gov.pl/en/topics/labour-market/working-conditions-accidents-at-work/accidents-at-work-in-2018,3,12.html>

The data presented in this release are preliminary. The final data, covering the year 2019, will be available in a publication coming out in November 2020.



Prepared by:

**Statistical Office in Gdańsk**  
**Director Jerzy Auksztol**  
Office: tel. (+48 58) 76 83 130

Issued by :

**The Spokesperson for the President  
of Statistics Poland**  
**Karolina Banaszek**  
Mobile: (+48) 695 255 011

**Press Office**

Office: tel. (+48 22) 608 34 91, 608 38 04

e-mail: [obslugaprasowa@stat.gov.pl](mailto:obslugaprasowa@stat.gov.pl)



[www.stat.gov.pl/en/](http://www.stat.gov.pl/en/)



@StatPoland



@GlownyUrzadStatystyczny

**Related information**

[Accidents at work in 2018](#)

[Accidents at work in January - September 2019 – preliminary data](#)

[Other studies regarding working conditions](#)

**Data available in databases**

[Local Data Bank -> Labour Market -> Worknig Conditions](#)