

Average paid employment¹ and average gross wages and salaries in the enterprise sector in April 2023

22.05.2023


0.4%

Increase y/y average paid employment in the enterprise sector

In April 2023, average paid employment in the enterprise sector compared to April 2022 was higher by 0.4% y/y and amounted to 6524.3 thousand full-time equivalents. In comparison to the previous month average paid employment increased by 0.1%.


12.1%

Increase y/y average gross wages and salaries in the enterprise sector

Average gross wages and salaries in the enterprise sector in April 2023 compared to April 2022 were higher by 12.1% y/y and amounted to 7430.65 PLN. In regard to March 2023 average gross wages and salaries decreased by 1.0%.

Labour market in the enterprise sector

Data regarding the enterprise sector concerns units conducting **economic activity classified into selected² kinds of activity by NACE Rev.2 with the number of employed persons 10 or more people**. Therefore, the survey does not include, inter alia, public administration, education, human health and social work activities.

The enterprise sector is part of the national economy, which means that the data refers to selected entities conducting economic activity

Table 1. Average paid employment and average gross wages and salaries in the enterprise sector

Specification	04 2023			01-04 2023	
	in absolute numbers	03 2023= =100	04 2022= =100	in absolute numbers	01-04 2022= =100
Average paid employment in thousand full-time equivalents	6524.3	100.1	100.4	6528.9	100.8
Average gross wages and salaries total in PLN	7430.65	99.0	112.1	7243.44	112.8
of which excluding payments from profit	7430.06	99.0	112.1	7243.22	112.8

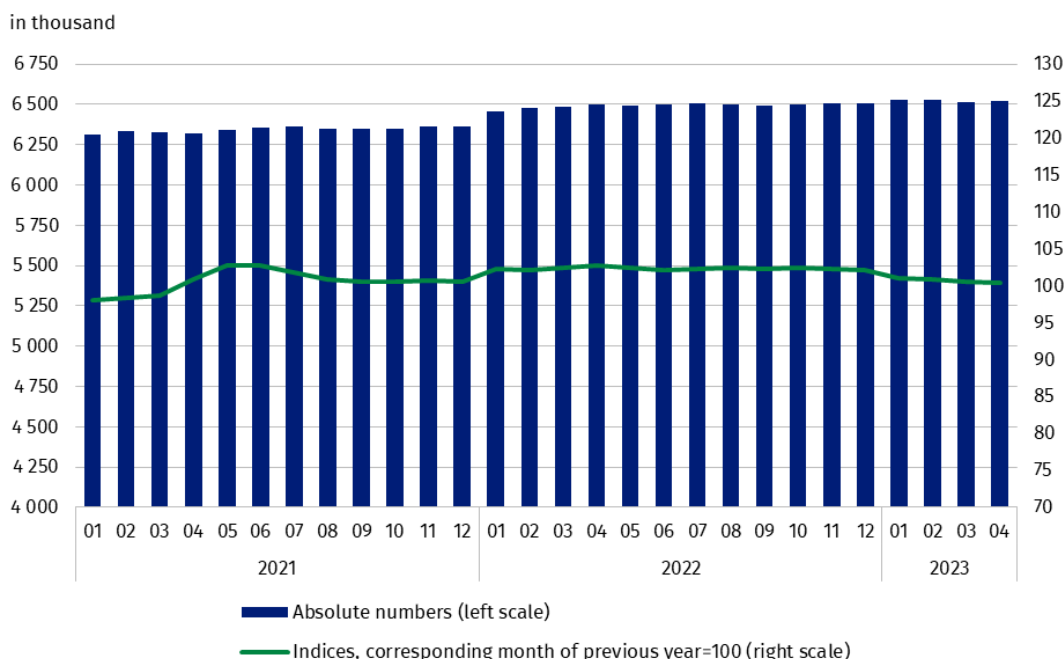
¹ Average paid employment after converting the dimensions of part-time employees into full-time equivalents.

² Activities included in the enterprise sector are listed on the page 4.

In April 2023 average paid employment in the enterprise sector in comparison to March 2023 increased by 0.1%, whereas in March 2023 in regard to February 2023 there was noted a decrease by 0.1%. The slight increase in average paid employment in April 2023 was the result of, i.e. admissions of employees in the units, as well as the return of employees from sickness benefits and unpaid leaves.

Comparing April 2023 to April 2022, average paid employment in the enterprise sector increased by 0.4%. In April 2022 the noted y/y increase was higher and amounted to 2.8%.

Chart 1. Average paid employment in the enterprise sector



In April 2023 **average monthly gross wage and salary in the enterprise sector** decreased compared to March 2023 by 1.0%. A year before, in April 2022 compared to March 2022 a slower decline in wage dynamics was recorded - by 0.6%.

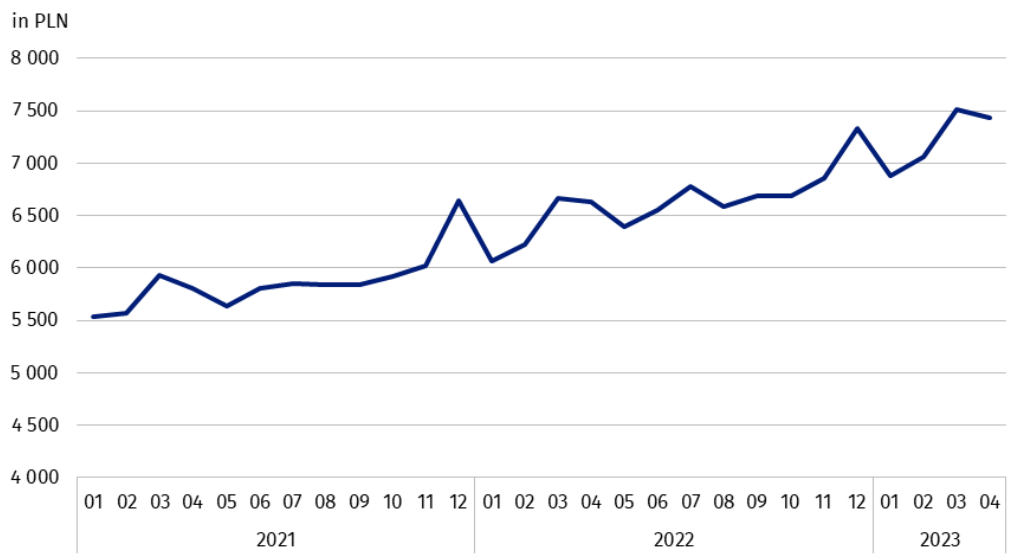
The decrease in average monthly wages and salaries in April 2023 compared to March 2023 was caused by smaller scale of additional payments that occurred in the previous month, i.e. annual bonuses and awards, jubilee awards, quarterly bonuses, overtime pays, and retirement severance pays (which beside the base salary are also included as components of wages and salaries). The decrease in wages and salaries was noted, i.e. in section “Information and communication” (by 6.4%), where salaries decreased to 12759.84 PLN (a month before amounted to 13633.44 PLN). However, the increase in average monthly gross wages and salaries took place, i.e. in section “Agriculture, forestry and fishing”³ (by 32.8%), where salaries amounted to 10854.40 PLN (a month before were 8175.83 PLN) and “Mining and quarrying” (by 28.7%), where salaries amounted to 13271.41 PLN (a month before were 10312.43 PLN).

On an annual basis (April 2023 to April 2022), average monthly gross wage and salary increased by 12.1%. A year before (April 2022 to April 2021) the dynamics of growth in average wage was recorded at the level of 14.1%.

Average monthly gross wages and salaries in the enterprise sector includes the base salary and additional salary components, incl. bonuses, awards, remuneration for overtime and retirement severance pays

³ Within the enterprise sector this section covers only the activities “Forestry and logging” (Division 02) and “Marine fishing” (Class 03.11).

Chart 2. Average monthly gross wages and salaries in the enterprise sector



In January 2023, the statutory minimum wage increased to 3490 PLN, i.e. by 15.9% compared to 2022, when it amounted to 3010 PLN (in 2022 an increase by 7.5% in regard to 2021), which also affected changes in average monthly gross wages and salaries in the enterprise sector

In the cumulative period of four months of 2023, average monthly gross wages and salaries in the enterprise sector, in relation to the same period of 2022 increased in all NACE Rev.2 sections by between 7.3% in section "Construction" and 22.7% in section "Mining and quarrying", which resulted in total increase in the enterprise sector of 12.8%. The highest average gross salary in the enterprise sector in the cumulative period was noted in section "Information and communication" in the amount of 12618.00 PLN (an increase by 12.2% in regard to the same period of previous year), while the lowest in section "Accommodation and catering" at the level of 5244.65 PLN (despite an increase in relation to the situation a year ago by 13.3%).

Methodological notes

The enterprise sector concerns units with the number of employed persons 10 or more people and conducting economic activity within the scope of the following areas: forestry and logging; marine fishing; mining and quarrying; manufacturing; electricity, gas, steam and air conditioning supply; water supply; sewerage, waste management and remediation activities; construction; wholesale and retail trade; repair of motor vehicles and motorcycles; transportation and storage; accommodation and food service activities; information and communication; real estate activities; legal and accounting activities; activities of head offices; management consultancy activities; architectural and engineering activities; technical testing and analysis; advertising and market research; other professional, scientific and technical activities; administrative and support service activities; arts, entertainment and recreation; repair of computers and personal and household goods; other personal service activities.

Data source is "Report on economic activity" (DG-1). Within the scope of this survey, for the entities with the number of employed persons 50 and more people it is a census survey, while for the entities with the number of employed persons from 10 to 49 people it is a sample one⁴.

Labour market data on survey report DG-1 do not include persons employed under a mandate contract and contract for specified work – the detailed scope of exclusions along with methods of calculating labour market variables can be found in the explanations of the DG-1 report⁵.

Due to the short period in which the units provide data as part of the survey on the DG-1 form, the presented results are preliminary. In the absence of complete records as at the date of preparation of the survey, it is allowed to include estimated data, and in the event of the need to correct data disclosed in previous periods, changes are included only in cumulative data.

⁴ Methodological report Monthly activity report of enterprises:
<https://stat.gov.pl/en/topics/economic-activities-finances/activity-of-enterprises-activity-of-companies/methodological-report-monthly-activity-report-of-enterprises,17,1.html>.

⁵ DG-1 report in English is available in Methodological report Monthly activity report of enterprises: <https://stat.gov.pl/en/topics/economic-activities-finances/activity-of-enterprises-activity-of-companies/methodological-report-monthly-activity-report-of-enterprises,17,1.html>.






Prepared by:
Labour Market Department
Director Agnieszka Zgierska
Phone: (+48 22) 608 30 15

Issued by:
**The Spokesperson for the President
of Statistics Poland**
Karolina Banaszek
Phone: (+48) 695 255 011

Press Office

Phone: (+48 22) 608 38 04

e-mail: obslugaprasowa@stat.gov.pl

-  stat.gov.pl/en/
-  [@StatPoland](https://twitter.com/StatPoland)
-  [@GlownyUrzadStatystyczny](https://www.facebook.com/GlownyUrzadStatystyczny)
-  [gus_stat](https://www.instagram.com/gus_stat)
-  [glownyurządstatystycznygus](https://www.youtube.com/glownyurządstatystycznygus)
-  [glownyurządstatystyczny](https://www.linkedin.com/company/glownyurządstatystyczny)

Related information

[Working. Employed. Wages and salaries. Cost of labour](#)

[Paid employment, wages and salaries in the national economy in 2022](#)

[Structure of wages and salaries by occupation in October 2020](#)

[Methodological report Employed in the national economy](#)

[Methodological report Wages and salaries in the national economy](#)

Data available in databases

[Local Data Bank – Labour market](#)

[Macroeconomic Data Bank – Labour market](#)

Terms used in official statistics

[Enterprise sector in the labour market and wages and salaries statistics](#)

[Average paid employment](#)

[Wages and salaries to calculate average monthly wages and salaries](#)