

21.04.2022

Average paid employment¹ and average gross wages and salaries in the enterprise sector in March 2022


2.4%

Increase y/y average paid employment in the enterprise sector

In March 2022, average paid employment in the enterprise sector compared to March 2021 was higher by 2.4% y/y and amounted to 6484.9 thousand full-time equivalents. In comparison to the previous month average paid employment increased minimally (by 0.2%).


12.4%

Increase y/y average gross wages and salaries in the enterprise sector

Average gross wages and salaries in the enterprise sector in March 2022 compared to March 2021 were higher by 12.4% y/y and amounted to 6665.64 PLN. In regard to February 2022 average gross wages and salaries increased by 7.2%.

Labour market in the enterprise sector

Data regarding the enterprise sector concerns units conducting **economic activity classified into selected² kinds of activity by NACE Rev.2 with 10 or more employed persons**. Therefore, the survey does not include, inter alia, public administration, education, human health and social work activities.

The enterprise sector is part of the national economy, which means that the data refers to selected entities conducting economic activity

Table 1. Average paid employment and average gross wages and salaries in the enterprise sector in March 2022

Specification	03 2022			01-03 2022	
	in absolute numbers	02 2022= =100	03 2021= =100	in absolute numbers	01-03 2021= =100
Average paid employment in thousand full-time equivalents	6484.9	100.2	102.4	6465.9	102.3
Average gross wages and salaries total in PLN	6665.64	107.2	112.4	6338.46	111.7
of which excluding payments from profit	6665.42	107.2	112.4	6338.35	111.7

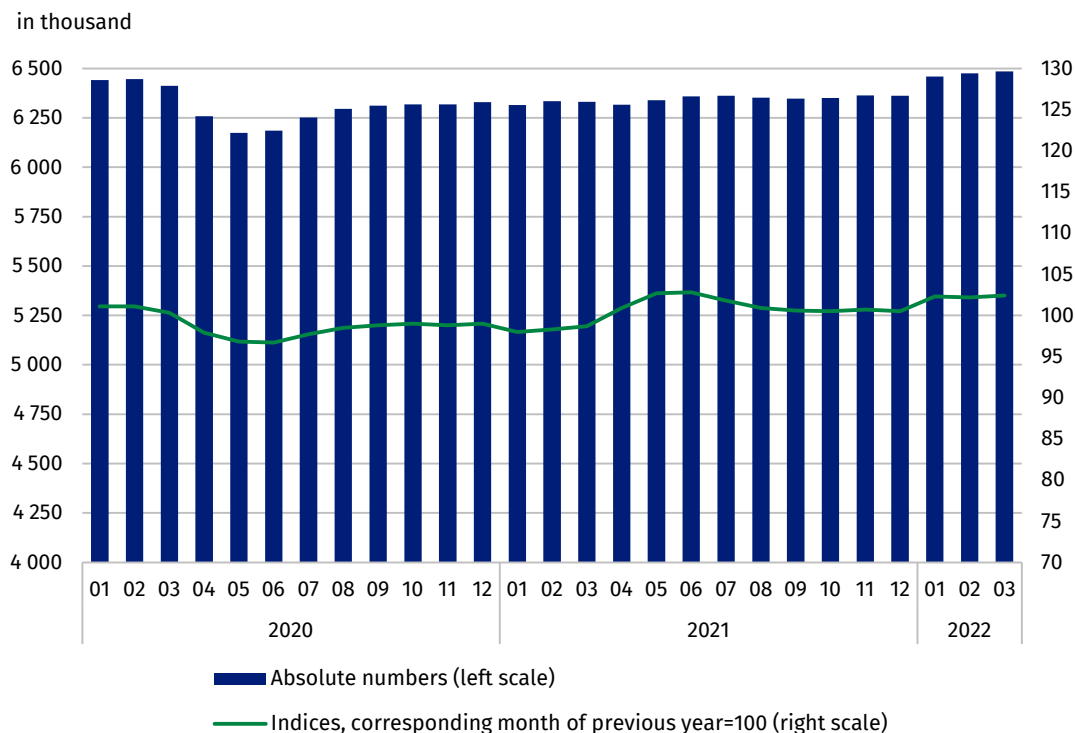
¹ Average paid employment after converting the dimensions of part-time employees into full-time equivalents.

² Activities included in the enterprise sector are listed on the page 3.

In March in comparison to February 2022 **average paid employment in the enterprise sector** increased minimally (by 0.2%), unlike in March 2021 when in regard to February 2021 its slight decrease was visible (by 0.1%). An increase in average paid employment in March 2022 was caused among others by admissions in the units, including employing seasonal workers and return of employees from unpaid leaves.

Comparing March 2022 to March 2021 average paid employment increased by 2.4%, while in March 2021 in regard to March 2020 its decrease by 1.3% was noted.

Chart 1. Average paid employment in the enterprise sector



Due to the epidemic situation and its impact on the labour market, from March to May 2020 there was noted a decrease in the average paid employment in the enterprise sector month to month, while from June 2020 till December 2020 its increase was observed. In 2021, average paid employment changed slightly, however until December 2021, it had still not returned to the values noted at the beginning of 2020. Since the beginning of 2022 an increase in average paid employment in regard to the previous month is visible, wherein in March 2022 in comparison to February 2022 average paid employment increased by approx. 10 thousand full-time equivalents.

In March 2022 **average gross wages and salaries in the enterprise sector** increased in relation to the one recorded in February 2022 by 7.2%, while in March 2021 compared to February 2021 wages and salaries noted not much smaller growth, i.e. by 6.5%.

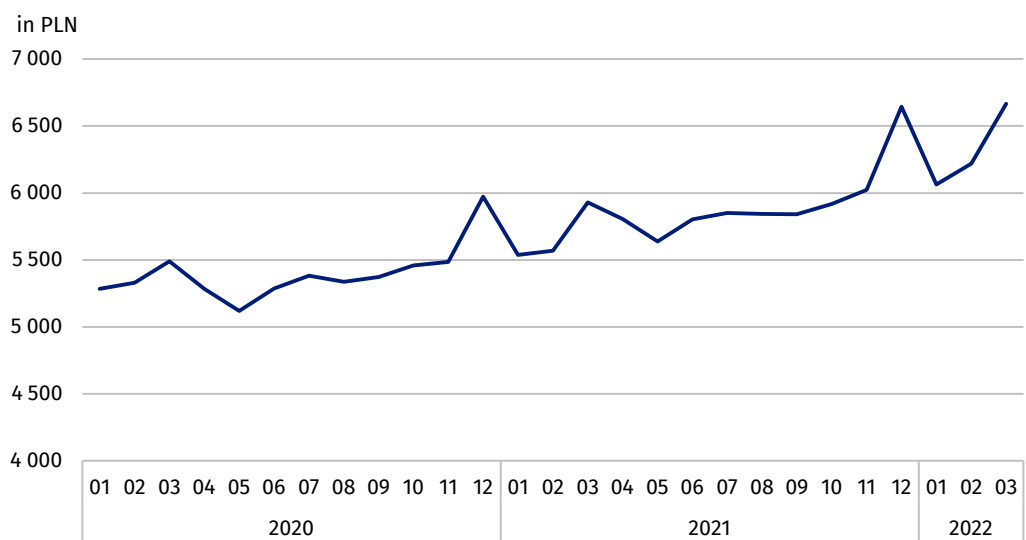
The increase in wages and salaries in March 2022 in regard to February 2022 was caused among others by payments of discretionary, jubilee, holiday and quarterly bonuses, annual awards, increasing wages and salaries, including mobility package related, as well as overtime pays and retirement severance pays (which beside the base salary are also included as components of wages and salaries). The highest increase in wages and salaries in comparison to the previous month was noted in section “Real estate activities” (by 13.1%), where average gross wages and salaries amounted to 6970.67 PLN (a month before 6161.74 PLN) and “Information and communication” (by 11.3%), where average gross wages and salaries were 12063.07 PLN (a month before 10837.01 PLN). A drop in average wages and salaries was noted in section “Mining and quarrying” (by 4.2%), where payments amounted to 10128.17 PLN (a

Average monthly gross wages and salaries in the enterprise sector includes the base salary and additional salary components, incl. bonuses, awards, remuneration for overtime and retirement severance pays

month before 10571.51 PLN) and section “Agriculture, forestry and fishing”³ (by 0.2%), where wages and salaries minimally decreased to 7230.00 PLN (a month before amounted to 7241.19 PLN).

Annually (March 2022 to March 2021) average gross wages and salaries increased by 12.4%. A year before (March 2021 to March 2020) an average wages growth rate of 8.0% was noted.

Chart 2. Average monthly gross wages and salaries in the enterprise sector



In 2022 statutory minimum monthly wage increased to 3010 PLN, i.e. by 7.5% in regard to the previous year when it was 2800 PLN

In the cumulative period of three months of 2022 average gross wages and salaries in the enterprise sector, in relation to the same period of the previous year, increased in all NACE Rev.2 sections by between 6.1% in section “Other service activities”⁴ and 18.0% in section “Mining and quarrying”, which resulted in total average monthly wages and salaries increase of 11.7%. The highest average monthly gross salary in the enterprise sector in cumulative period was noted in section “Information and communication” in the amount of 11142.70 PLN (an increase by 11.1% in regard to the corresponding period of the previous year), while the lowest in section “Accommodation and catering” at the level of 4574.66 PLN (despite an increase in relation to the situation in the previous year by 17.5%).

Methodological notes

The enterprise sector concerns units with 10 or more employed persons and conducting economic activity within the scope of the following areas: forestry and logging; marine fishing; mining and quarrying; manufacturing; electricity, gas, steam and air conditioning supply; water supply; sewerage, waste management and remediation activities; construction; wholesale and retail trade; repair of motor vehicles and motorcycles; transportation and storage; accommodation and food service activities; information and communication; real estate activities; legal and accounting activities; activities of head offices; management consultancy activities; architectural and engineering activities; technical testing and analysis; advertising and market research; other professional, scientific and technical activities; administrative and support service activities; arts, entertainment and recreation; repair of computers and personal and household goods; other personal service activities.

³ Within the enterprise sector this section covers only the activities “Forestry and logging” (Division 02) and “Marine fishing” (Class 03.11).

⁴ Within the enterprise sector, this section does not include activity „ Activities of membership organisations” (Division 94).

Data source is "Report on economic activity" (DG-1). Within the scope of this survey, for the entities with 50 and more persons employed it is a census survey, while for the entities from 10 to 49 persons employed it is a sample one⁵.

Labour market data on survey report DG-1 do not include persons employed under a mandate contract and contract for specified work - the detailed scope of exclusions along with methods of calculating labour market variables can be found in the explanations of the DG-1 report⁶.

Due to the short period in which the units provide data as part of the survey on the DG-1 form, the presented results are preliminary. In the absence of complete records as at the date of preparation of the survey, it is allowed to include estimated data, and in the event of the need to correct data disclosed in previous periods, changes are included only in cumulative data.

⁵ Methodological report Monthly activity report of enterprises:
<https://stat.gov.pl/en/topics/economic-activities-finances/activity-of-enterprises-activity-of-companies/methodological-report-monthly-activity-report-of-enterprises,17,1.html>.

⁶ DG-1 report in English is available in Methodological report Monthly activity report of enterprises: <https://stat.gov.pl/en/topics/economic-activities-finances/activity-of-enterprises-activity-of-companies/methodological-report-monthly-activity-report-of-enterprises,17,1.html>.


Prepared by:
Labour Market Department
Director Agnieszka Zgierska
Phone: (+48 22) 608 30 15

Issued by:
**The Spokesperson for the President
of Statistics Poland**
Karolina Banaszek
Phone: (+48) 695 255 011

Press Office

Phone: (+48 22) 608 38 04

e-mail: obslugaprasowa@stat.gov.pl

-  www.stat.gov.pl/en/
-  [@StatPoland](https://twitter.com/StatPoland)
-  [@GlownyUrzadStatystyczny](https://www.facebook.com/GlownyUrzadStatystyczny)
-  [gus_stat](https://www.instagram.com/gus_stat)
-  [glownyurządstatystycznygus](https://www.youtube.com/glownyurządstatystycznygus)
-  [glownyurządstatystyczny](https://www.linkedin.com/company/glownyurządstatystyczny)

Related information

[Labour-market: Working employed. Wages and salaries. Cost of labour](#)

[Employment, wages and salaries in national economy in I-III quarters of 2021](#)

[Structure of wages and salaries by occupations in October 2020](#)

[Methodological report Employment in the national economy](#)

[Methodological report Wages and salaries in the national economy](#)

Data available in databases

[Local Data Bank – Labour market](#)

[Macroeconomic Data Bank – Labour market](#)

Terms used in official statistics

[Average paid employment](#)

[Wages and salaries to calculate average monthly wages and salaries](#)