

Employed persons in the national economy in entities with 5 or fewer employed persons in January 2024

15.07.2024

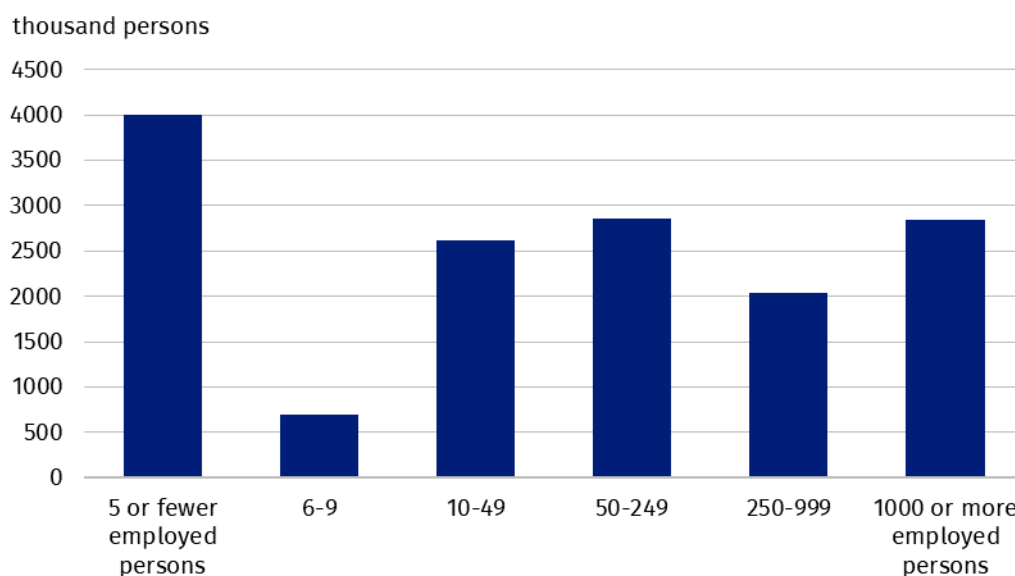
4 004.9 thousand

number of employed persons in the national economy in entities with 5 or fewer employed persons as at 31 January 2024

As at the last day of January 2024, employed persons in entities with 5 or fewer employed persons accounted for 26.6% of the total employed persons in the national economy. Women accounted for 39.8% of this population.

The number of employed persons in the national economy as at 31 January 2024 was 15 064.8 thousand. The largest number, 4 004.9 thousand persons, worked in entities with 5 or fewer employed persons, which accounted for 26.6% of the total number of employed persons.

Chart 1. Employed persons in the national economy by entity size in 2024
As at 31 January

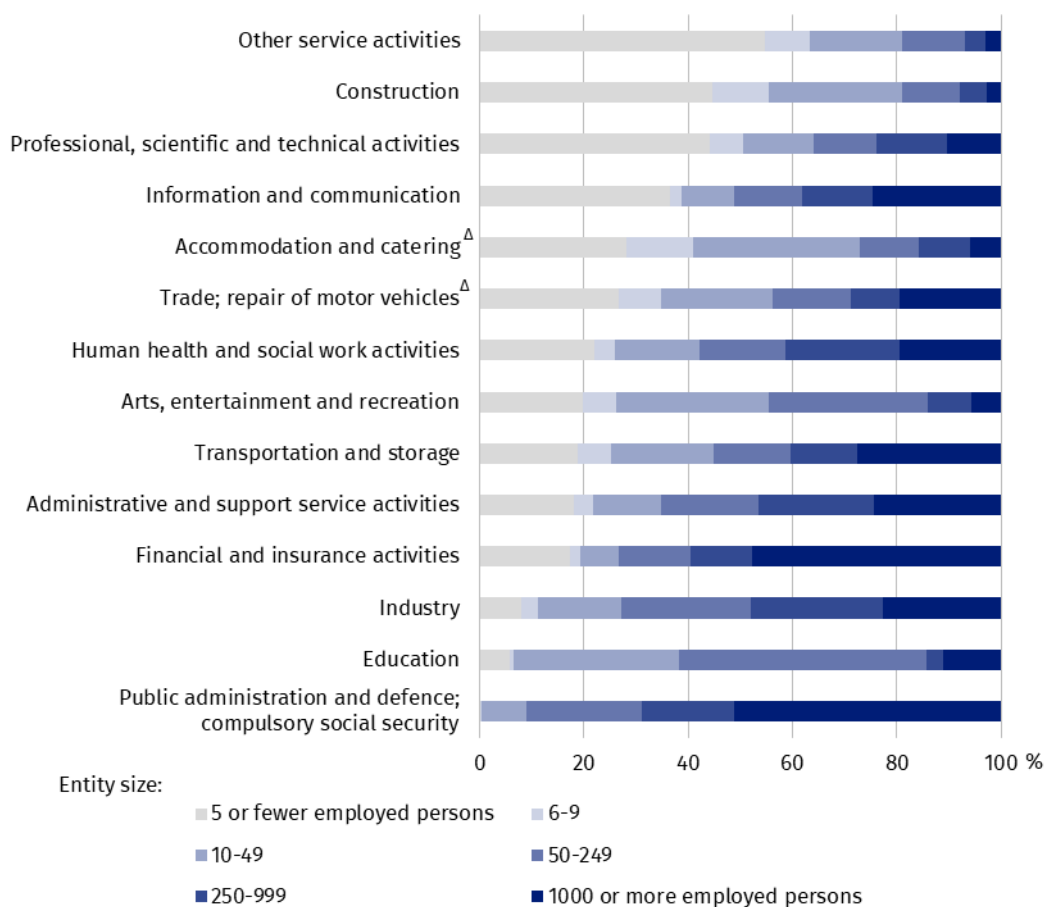


The distribution of employed persons in selected PKD/NACE sections by entity size on 31 January 2024 was uneven. The section Other service activities stood out, with 54.7% of employed persons concentrated in entities with 5 or fewer employed persons. Concentration of employed persons in entities with 5 or fewer employed persons was also noticeable in the sections Construction and Professional, scientific and technical activities (44.6% and 44.2% respectively). Around one in three employed persons in the sections Information and communication (36.5%), Accommodation and catering^A (28.3%) and Trade; repair of motor vehicles^A (26.8%) also worked in entities of this size.

As at 31 January 2024, more than half of employed persons in the section Other service activities were concentrated in entities with 5 or fewer employed persons

Chart 2. Structure of employed persons in the national economy in selected PKD/NACE sections by entity size in 2024

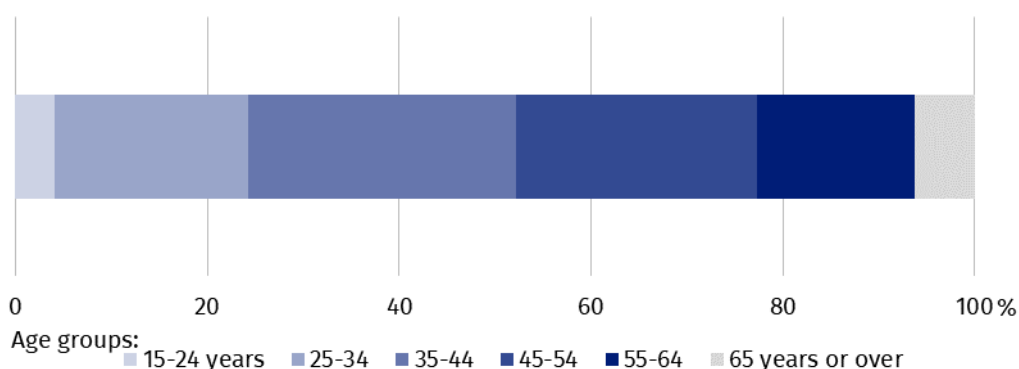
As at 31 January



As at 31 January 2024, the most numerous group of employed persons in entities with 5 or fewer employed persons were persons aged 35-44 – almost every third person was of this age. The second most numerous group consisted of persons aged 45-54, they accounted for 25.2% of employed persons in entities of this size (1 009.5 thousand persons).

Chart 3. Structure of employed persons in entities with 5 or fewer employed persons by age group in 2024

As at 31 January

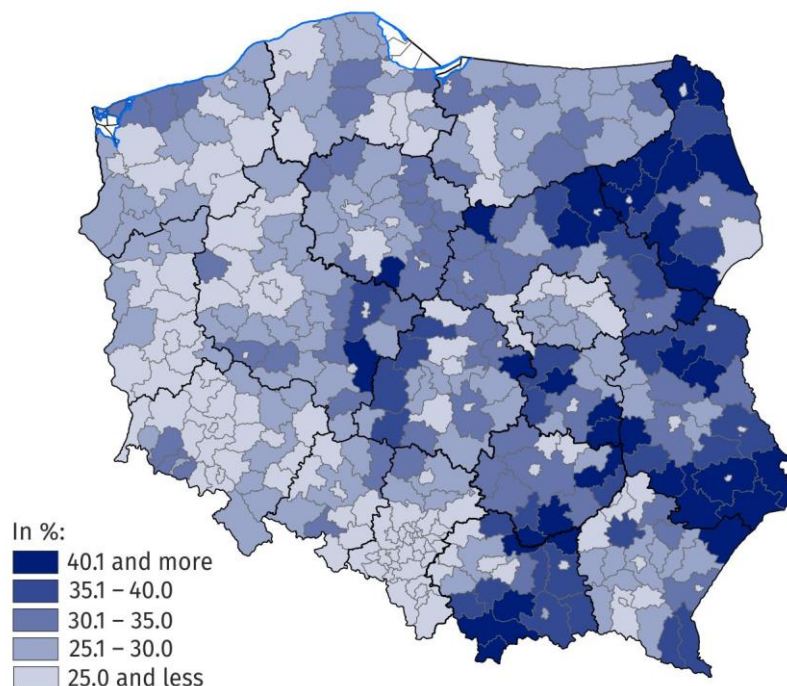


At the end of January 2024, 1 117.2 thousand employed persons in entities with 5 or fewer employed persons were aged 35-44

A differentiated structure of the employed by entity size is also noticeable in spatial terms. The largest share of employed persons in entities with 5 or fewer employed persons in the total number of employed persons in the national economy was in powiats located in the Podlaskie, Lubelskie and Podkarpackie regions. In powiats and cities with powiat status located mainly in the western part of Poland, the percentage of employed persons in entities of this size was lower than in eastern Poland.

Map 1. Share of employed persons in entities with 5 or fewer employed persons in the total number of employed persons in the national economy by place of residence in 2024

As at 31 January



On the last day of January 2024, among employed persons in the national economy, the largest share of employed persons in entities with 5 or fewer employed persons was recorded in powiats of the following regions: Podlaskie, Lubelskie and Podkarpackie

Due to the rounding of data, sums of components may differ from the amount given in the item 'total'.

There is a wider range of data on employed persons in the national economy in the [publication tables](#).

In this news release abbreviated names of NACE, Rev. 2 sections were used. Abbreviations are marked with a 'Δ' symbol. The full names are available on the Eurostat website at <https://ec.europa.eu/eurostat/web/nace/overview>

The information in the scope of industry refers to national economy entities classified according to PKD/NACE into sections: Mining and quarrying, Manufacturing, Electricity, gas, steam and air conditioning supply, Water supply; sewerage, waste management and remediation activities.

In the case of quoting Statistics Poland data, please provide information: 'Source of data: Statistics Poland', and in the case of publishing calculations made on data published by Statistics Poland, please provide information: 'Own work based on Statistics Poland data.'

Prepared by:
Statistical Office in Bydgoszcz

Director Wiesława Gierańczyk, Ph.D.







Phone: (+48 52) 366 93 90

Issued by:
Press Office

Mobile phone: (+48) 695 255 032

Landline phones: (+48 22) 608 38 04, (+48 22) 449 41 45,
(+48 22) 608 30 09

e-mail: obslugaprasowa@stat.gov.pl

-  stat.gov.pl/en/
-  [@StatPoland](https://twitter.com/StatPoland)
-  [@GlownyUrzadStatystyczny](https://www.facebook.com/GlownyUrzadStatystyczny)
-  [gus_stat](https://www.instagram.com/gus_stat)
-  [glownyurządstatystycznygus](https://www.youtube.com/glownyurządstatystycznygus)
-  [glownyurządstatystyczny](https://www.linkedin.com/company/glownyurządstatystyczny)

Related information

[Employed persons in the national economy in Poland in January 2024](#)

[Methodological report Employment in the national economy](#)

[Methodological report Employment in the national economy according to administrative data sources](#)

Terms used in official statistics

[Employed persons in the national economy](#)