

Distribution of wages and salaries in the national economy in January 2024

04.09.2024

PLN 5 970.00

Median monthly gross wage and salary

PLN 7 685.16

Average monthly gross wage and salary

In January 2024, the median monthly gross wage and salary in the national economy was 22.3% lower than the average monthly gross wage and salary.

Median monthly gross wage and salary

The median gross wage and salary in the national economy in January 2024 was PLN 5 970.00. This means that half of employees were paid a wage or salary not higher than this amount, and the other half received a wage or salary not lower. The value of the median wage and salary indicates gender differences – for men it amounted to PLN 6 174.00 and was PLN 399.00 higher than for women. Taking into account the age of employees, it can be noted that the highest median value occurred in the 35-44 age group and amounted to PLN 6 238.50. In terms of entity size, the highest value of the median wage and salary occurred in entities with 1 000 or more employed persons and amounted to PLN 7 065.77.

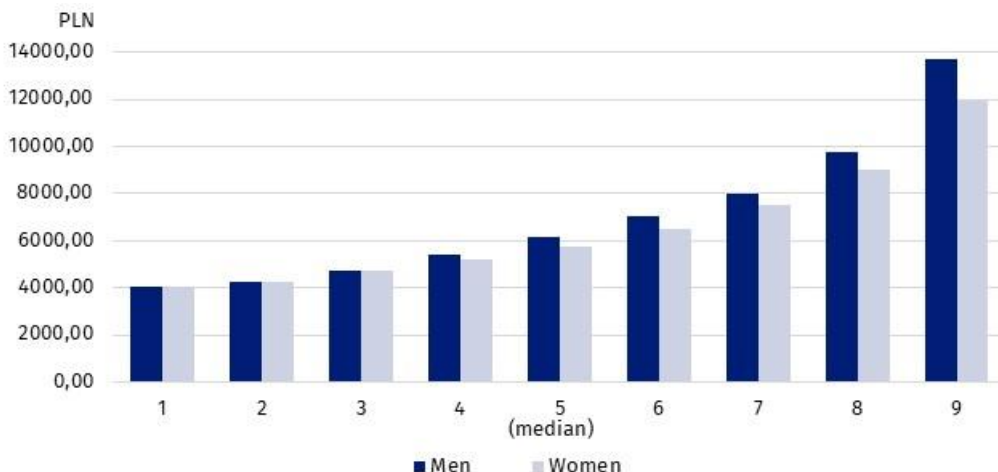
In January 2024, the median wage and salary of men was higher than the total median wage and salary by 3.4%, and that of women lower by 3.3%

Deciles of monthly gross wages and salaries in the national economy

In January 2024, 10.0% of the lowest earners received a wage or salary of at most PLN 4 023.05 (the first decile). In contrast, 10.0% of the highest earners received a wage or salary of at least PLN 12 717.45 (the ninth decile). In the analysed brackets of wages and salaries, there were differences by sex of employees – in the first decile, the value of women's wages and salaries was higher than men's by PLN 10.13, while in the ninth decile, the value of men's wages and salaries was higher than women's by PLN 1 790.12.

In January 2024, among the 10.0% of the highest earning men, the wage and salary was not lower than PLN 13 695.95

Chart 1. Deciles of monthly wages and salaries in the national economy by sex in January 2024



Average monthly gross wage and salary in the national economy

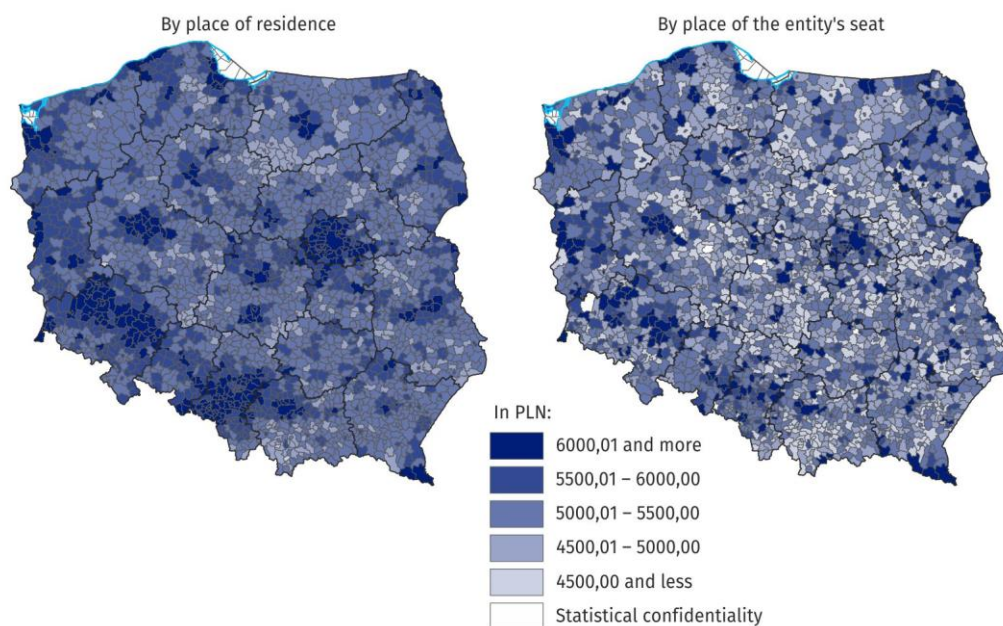
The average wage and salary in the national economy in January 2024 was PLN 7 685.16, with the average wage and salary of men amounting to PLN 8 085.57 and accounting for 105.2% of the total average wage and salary. On the other hand, the average wage and salary of women was lower and amounted to PLN 7 268.38. It was equal to 94.6% of the total average wage and salary. When analysing the age of employees, the highest average wage and salary was observed in the 65-or-over age group (PLN 8 180.52), while taking into account entity size – in entities with 1 000 or more employed persons (PLN 8 960.99).

In January 2024, the average wage and salary of women was PLN 817.19 lower than the average wage and salary of men

Wages and salaries by territory

Wages and salaries in the national economy in January 2024 were differentiated territorially by place of residence of employees, as well as by place of the entity's seat.

Map 1. Median monthly gross wage and salary in the national economy in January 2024



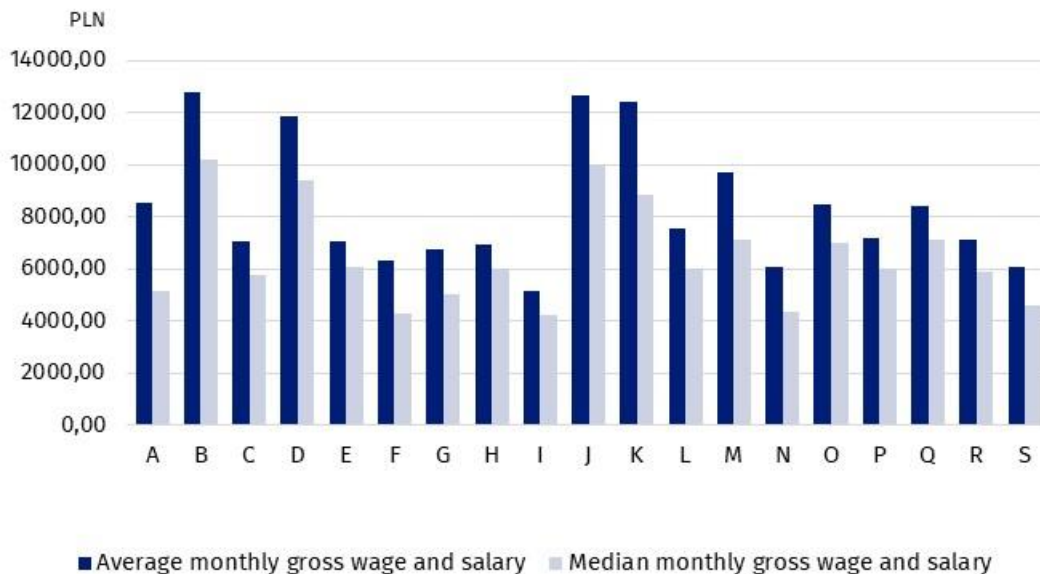
When analysing the wages and salaries of employees in gminas by place of the entity's seat, it can be observed that the difference between the highest and the lowest value of the median wage and salary was nearly PLN 11 thousand, while in around 15% of gminas the median wage and salary was equal to or lower than PLN 4 500.00. On the other hand, by place of residence of employees, there was less than 1% of gminas with such a median, and the difference between the highest and the lowest value of the median wage and salary was almost PLN 6 thousand.

When analysing gminas by place of the entity's seat, the difference between the highest and lowest median value was nearly PLN 11 000 in January 2024

Wages and salaries in PKD/NACE sections

Wages and salaries also varied by kind of activity. In January 2024, the highest median value occurred in the section Mining and quarrying, where it amounted to PLN 10 195.64. In 14 of the 19 PKD/NACE sections analysed, the median wages and salaries of men were higher than the median wages and salaries of women. The section Financial and insurance activities stood out, where the median wage and salary of men was 43.9% higher than that of women. In four sections, median wages and salaries of women were higher than median wages and salaries of men. The largest difference occurred in the section Construction, where the median wage and salary of women was 29.7% higher than that of men. In the remaining three sections, the median wage and salary of women was higher than the median wage and salary of men by no more than 6%.

Chart 2. Average monthly gross wage and salary and median monthly gross wage and salary in the national economy in PKD/NACE sections in January 2024



In January 2024, the average wage and salary of male employees in the section Financial and insurance activities was PLN 15 991.41

The highest average wage and salary occurred in the sections Mining and quarrying, Information and communication and Financial and insurance activities, where it amounted to more than PLN 12 000. In the last mentioned section, the difference between the average wage and salary of men and women was highest and amounted to just over PLN 5 500. In 3 sections, the average wage and salary of women was higher than that of men – the greatest difference occurred in the section Construction, where the average wage and salary of women was 16.9% higher than that of men and amounted to PLN 7 195.31.

There is a wider range of data on the distribution of wages and salaries in the publication tables.

In this news release abbreviated names of NACE, Rev. 2 sections were used. Abbreviations are marked with a 'Δ' symbol. Full names are listed below.

PKD/NACE section symbols:

- A – Agriculture, forestry and fishing;
- B – Mining and quarrying;
- C – Manufacturing;
- D – Electricity, gas, steam and air conditioning supply;
- E – Water supply; sewerage, waste management and remediation activities;
- F – Construction;
- G – Wholesale and retail trade; repair of motor vehicles and motorcycles;
- H – Transportation and storage;
- I – Accommodation and food service activities;
- J – Information and communication;
- K – Financial and insurance activities;
- L – Real estate activities;
- M – Professional, scientific and technical activities;

- N – Administrative and support service activities;
- O – Public administration and defence; compulsory social security;
- P – Education;
- Q – Human health and social work activities;
- R – Arts, entertainment and recreation;
- S – Other service activities.

In the case of quoting Statistics Poland data, please provide information: 'Source of data: Statistics Poland', and in the case of publishing calculations made on data published by Statistics Poland, please provide information: 'Own work based on Statistics Poland data.'

Prepared by:

Statistical Office in Bydgoszcz

Director Wiesława Gierańczyk, Ph.D.

Phone: (+48 52) 366 93 90

Issued by:

Press Office

Mobile phone +48 695 255 032

Landline phones: +48 22 608 38 04, +48 22 449 41 45,
+48 22 608 30 09

e-mail: obslugaprasowa@stat.gov.pl



www.stat.gov.pl/en/



@StatPoland



@GlownyUrzadStatystyczny



gus_stat



glownyurządstatystycznygus



glownyurządstatystyczny

Related information

[Methodological report Distribution of wages and salaries in the national economy](#)