

# Employed persons in the national economy in Poland in May 2023

26.10.2023

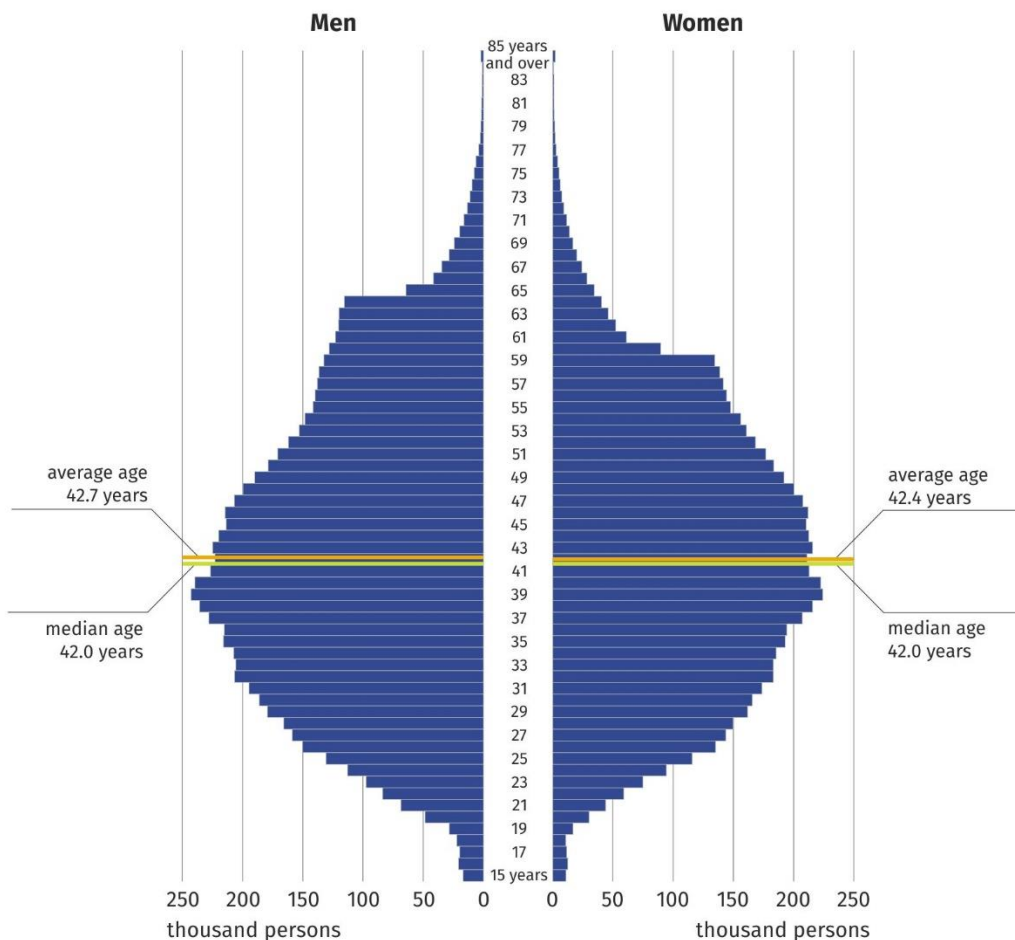
**15 129.6 thousand**  
 number of employed persons in the national economy as at 31 May 2023

As at the last day of May 2023 in the national economy there were 15 129.6 thousand employed persons. The average age was 42.6 years, the median age was 42.0 years. The average age and median age of employed persons in the national economy were similar for men and women.

The data refers to employed persons in national economy entities based in Poland who live in Poland or abroad.

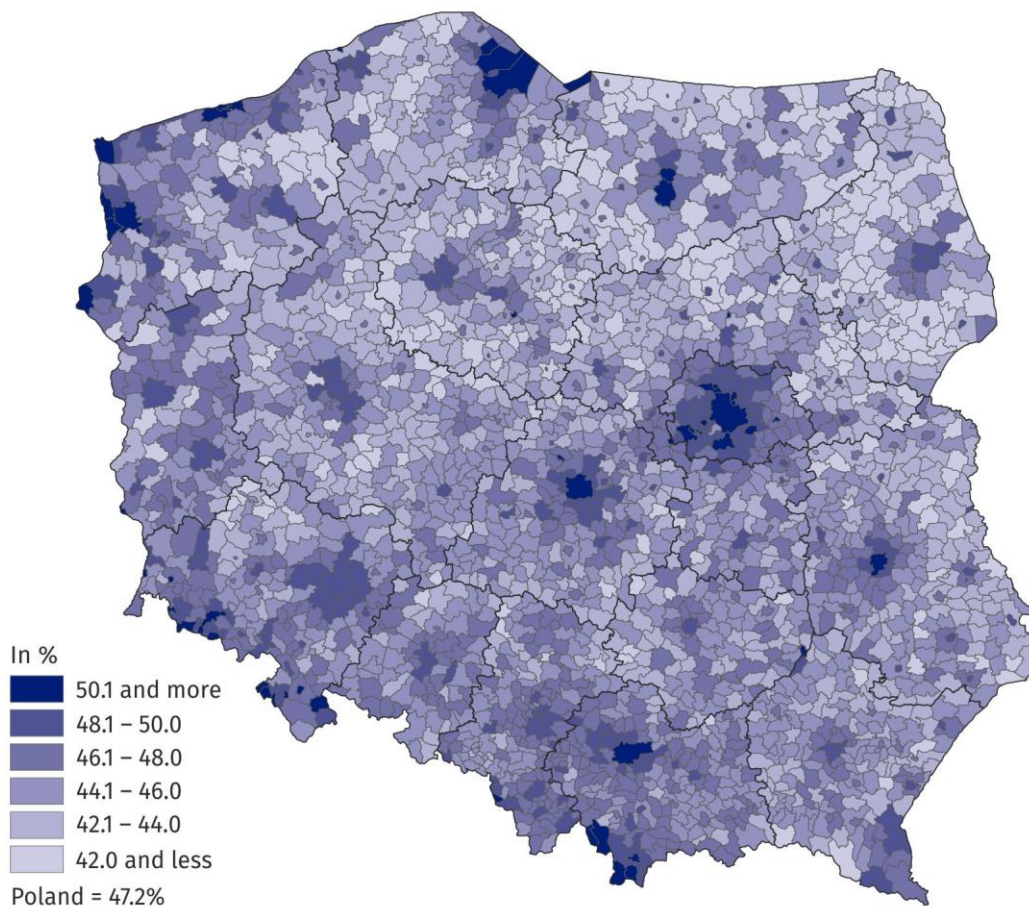
Among the total number of employed persons in the national economy in Poland, men had a larger share. At the end of May 2023, their share was 52.9%. However, the sex structure of the employed varied according to their age. There was a predominance of men at essentially all ages. In contrast, the share of women among employed persons in the national economy was higher only between the ages of 47-59.

**Chart 1. Employed persons in the national economy by sex and age in 2023**  
 As at 31 May



The sex structure of the employed also varied according to their place of residence. The predominance of women among employed persons occurred mainly in Poland's largest cities and gminas surrounding them; the further away from them, the smaller their share was relatively. As at 31 May 2023, the highest share of women – 56.9% – was recorded in the Lubuskie Voivodship, in the border gmina of Łęknica, and the smallest in the rural gmina of Puńsk in the Podlaskie Voivodship – 29.0%.

**Map 1. Share of women in the total number of employed persons in the national economy by gmina of residence in 2023**  
As at 31 May

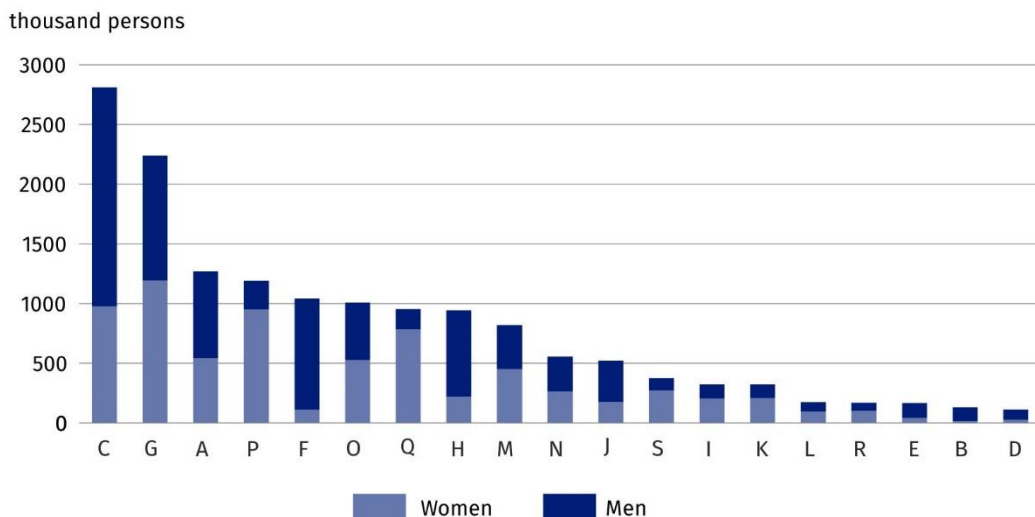


The share of women and men in the total number of employed persons in the national economy also varied according to the type of activity of the entity in which they worked. As at 31 May 2023, the largest number of employed persons in the national economy, i.e. 2 813.1 thousand, were concentrated in Manufacturing, i.e. 18.6% of the total number of employed persons. In this section, women accounted for 34.7%. The second section in terms of the number of employed persons – Trade; repair of motor vehicles<sup>A</sup> concentrated 14.8% of the total number of employed persons, and the share of women was over 53%. As at the end of May 2023, the Human health and social work activities and Education sections were the most feminised. Women accounted for 82.1% and 79.7% of employed persons in these sections, respectively. The most masculinised sections were Construction and Mining and quarrying, where the share of men was almost 90%.

At the end of May 2023, the largest number of employed persons was in the Manufacturing section

**Chart 2. Employed persons in the national economy by sex and PKD/NACE section in 2023**

As at 31 May



Both male and female employment was dominated by paid work. At the end of May 2023, in paid employment was 79.0% of all employed persons in the national economy.

**Table 1. Employed persons in the national economy by sex in 2023**

As at 31 May

Specification	Total	Men	Women
	thousand persons		
Total	15129.6	7999.7	7129.9
Of which			
employees	11951.1	6024.7	5926.5
self-employed persons including contributing family workers	3145.7	1948.7	1197.0

Due to the rounding of data, sums of components may differ from the amount given in the item 'total'.

\*\*\*

There is a wider range of data on employed persons in the national economy in the publication tables.

\*\*\*

In this news release abbreviated names of NACE, Rev. 2 sections were used. Abbreviations are marked with a 'Δ' symbol. Full names are listed below.

On the last day of May 2023, among the self-employed including contributing family workers, men accounted for 61.9%

PKD/NACE section symbols:

A – Agriculture, forestry and fishing;

B – Mining and quarrying;

C – Manufacturing;

D – Electricity, gas, steam and air conditioning supply;

E – Water supply; sewerage, waste management and remediation activities;

F – Construction;

G – Wholesale and retail trade; repair of motor vehicles and motorcycles;

H – Transportation and storage;

I – Accommodation and food service activities;

J – Information and communication;

K – Financial and insurance activities;

L – Real estate activities;

M – Professional, scientific and technical activities;

N – Administrative and support service activities;

O – Public administration and defence; compulsory social security;

P – Education;

Q – Human health and social work activities;

R – Arts, entertainment and recreation;

S – Other service activities;

In the case of quoting Statistics Poland data, please provide information: 'Source of data: Statistics Poland', and in the case of publishing calculations made on data published by Statistics Poland, please provide information: 'Own elaboration based on Statistics Poland data.'







Prepared by:  
**Statistical Office in Bydgoszcz**  
**Director Wiesława Gierańczyk, Ph.D.**  
Phone: (+48 52) 366 93 90

Issued by:  
**The Spokesperson for the President  
of Statistics Poland**  
**Karolina Banaszek**  
Phone: (+48) 695 255 011

**Press Office**

Phone: (+48 22) 608 38 04

**e-mail: [obslugaprasowa@stat.gov.pl](mailto:obslugaprasowa@stat.gov.pl)**

-  [stat.gov.pl/en/](https://stat.gov.pl/en/)
-  [@StatPoland](https://twitter.com/StatPoland)
-  [@GlownyUrzadStatystyczny](https://www.facebook.com/GlownyUrzadStatystyczny)
-  [gus\\_stat](https://www.instagram.com/gus_stat)
-  [glownyurządstatystycznygus](https://www.youtube.com/glownyurządstatystycznygus)
-  [glownyurządstatystyczny](https://www.linkedin.com/company/glownyurządstatystyczny)

**Related information**

[Methodological report Employment in the national economy](#)

[Methodological report Employment in the national economy according to administrative data sources](#)